

MONTHLY REPORT OF DISBURSEMENTS

For the month of October, 2018

FAR No. 4

Department: State Universities and Colleges (SUCs) Agency: Central Philippines State University
 Organization Code (UMCS): 080630000000 Fund Cluster: 01 - Regular Agency Fund Operating Unit: N/A
 Report Status: SUBMITTED

PARTICULARS	CURRENT YEAR BUDGET					PRIOR YEAR'S ACCOUNTS PAYABLE					CURRENT YEAR'S ACCOUNTS PAYABLE					TRUST LIABILITIES					GRAND TOTAL					REMARKS
	PS	MOOE	Fin. Exp	CO	TOTAL	PS	MOOE	Fin. Exp	CO	TOTAL	PS	MOOE	Fin. Exp	CO	TOTAL	PS	MOOE	Fin. Exp	CO	TOTAL						
Notice of Cash Allocation (NCA)	6,368,794.42	2,978,109.31			9,346,903.73																					
MDS Checks Issued	225,918.09				225,918.09																					
Advance to Debit Account	6,142,976.33	2,978,109.31			9,121,085.64																					
Notice of Transfer of Allocation (NTA)																										
MDS Checks Issued																										
Advance to Debit Account																										
Working Fund (NCA issued to BT)																										
Tax Reimbursement (Refund) (TRA)																										
Cash Disbursement (Selling) (CDC)																										
Non-Cash Assetment Authority (NCAA)																										
Others (CDT, BIT Docs Stamp, etc.)																										
Working Fund (NCA issued to BT)	313,142.90	24,950.44			338,093.34																					
Tax Reimbursement (Refund) (TRA)																										
Cash Disbursement (Selling) (CDC)																										
Non-Cash Assetment Authority (NCAA)																										
Others (CDT, BIT Docs Stamp, etc.)																										
Total	6,368,794.42	2,978,109.31			9,346,903.73																					
Total Disbursement Authorities Received	146,974,000.00	29,760,355.00			176,734,355.00																					
NCA																										
Working Fund	5,601,754.44	444,017.89			6,045,772.33																					
TRA																										
CDC																										
NCAA																										
Others (CDT, BIT Docs Stamp, etc.)																										
Least Notice of Transfer Allocations (NTA) Issued	151,593,754.44	30,204,372.89			181,798,127.33																					
Total Disbursements Authorities Available	78,042.54	17,864,330.44			18,642,372.98																					
Less	151,505,711.90	12,320,042.45			163,825,754.35																					
Lapsed NCA																										
Disbursements	207,472,000.00	151,505,711.90			358,977,711.90																					
Balance of Disbursements Authorities as of date	151,505,711.90	12,320,042.45			163,825,754.35																					
Total Disbursements Program	151,505,711.90	12,320,042.45			163,825,754.35																					
Less - Actual Disbursements	55,969,288.10	6,303,464.23			62,272,752.33																					
Over/Under spending-																										

Summary

PARTICULARS	PREVIOUS REPORT	CURRENT MONTH	AS OF DATE
(1)	(2)	(3)	(4)
Total Disbursement Authorities Received	146,974,000.00	29,760,355.00	176,734,355.00
NCA			
Working Fund	5,601,754.44	444,017.89	6,045,772.33
TRA			
CDC			
NCAA			
Others (CDT, BIT Docs Stamp, etc.)			
Least Notice of Transfer Allocations (NTA) Issued	151,593,754.44	30,204,372.89	181,798,127.33
Total Disbursements Authorities Available	78,042.54	17,864,330.44	18,642,372.98
Less	151,505,711.90	12,320,042.45	163,825,754.35
Lapsed NCA			
Disbursements	207,472,000.00	151,505,711.90	358,977,711.90
Balance of Disbursements Authorities as of date	151,505,711.90	12,320,042.45	163,825,754.35
Total Disbursements Program	151,505,711.90	12,320,042.45	163,825,754.35
Less - Actual Disbursements	55,969,288.10	6,303,464.23	62,272,752.33
Over/Under spending-			

Certified Correct:

[Signature]
 Sumpongson, Elfred
 Agency Chief Accountant
 Date: 12/Nov/2018

Approved By:

[Signature]
 Mercedes Adriano Quizon
 Head of Agency or Authorized Representative
 Date: 14/Nov/2018

This report was generated using the Unified Reporting System on 14/11/2018 10:28


MONTHLY REPORT OF DISBURSEMENTS
For the month of November, 2018

Department: State Universities and Colleges (SUCs)										Agency: Central Philippines State University		Operating Unit: N/A												
Organization Code (LUACS): 080630000000										Fund Cluster: 01 - Regular Agency Fund				Report Status: SUBMITTED										
PARTICULARS	CURRENT YEAR BUDGET				PRIOR YEAR'S ACCOUNTS PAYABLE				CURRENT YEAR'S ACCOUNTS PAYABLE				TRUST LIABILITIES				GRAND TOTAL				REMARKS			
	PS	MOOE	Fin. Exp	CO	PS	MOOE	Fin. Exp	CO	PS	MOOE	Fin. Exp	CO	PS	MOOE	Fin. Exp	CO	PS	MOOE	Fin. Exp	CO				
1. Name of Cash Allocation (NCA)																								
MOOE Checks Issued		17,798,919.13	5,006,122.40																					
Advice to Debit Account		17,798,919.13	5,006,122.40																					
Name of Transfer of Allocation (NTA)			5,006,122.40																					
MOOE Checks Issued																								
Advice to Debit Account																								
Name of Transfer of Allocation (NTA)																								
Working Fund (NCA Issued to B1)			529,008.40																					
Tax Remittance Advice Issued (TRA)																								
Cash Disbursement Ceiling (CDC)																								
Non-Cash Availment Authority (NCAA)																								
Others (DOT, BT, Docs Stamp, etc.)																								
TOTAL																								

Summary

PARTICULARS	PREVIOUS REPORT	CURRENT MONTH	AS OF DATE
(1)	(2)	(3)	(4)
Total Disbursement Authorities Received	175,734,395.90	27,933,235.35	209,667,590.35
NCA			
Working Fund	6,053,772.33	1,111,110.32	7,164,882.65
TRA			
CDC			
NCAA			
Others (DOT, BT, Docs Stamp, etc.)			
Total Disbursement Authorities Available	181,788,172.23	29,044,345.67	210,832,473.00
Less: Lapsed NCA	76,062.54		76,062.54
Disbursements	893,390,062.34	34,896,418.81	294,286,451.15
Balance of Disbursement Authorities as of the date	12,320,042.45	(3,946,071.14)	8,373,971.31
Total Disbursements Program	231,658,794.67	42,847,006.32	274,505,801.39
Less: Actual Disbursements	893,390,062.34	34,896,418.81	294,286,451.15
Over/Under Spending	62,269,792.23	8,996,589.71	71,226,342.24

Certified Correct:


Sumingsong, Elfrid
Agency Chief Accountant
Date: 10/Dec/2018

Approved BY:


Mqraca, Alcedino
Head of Agency or Authorized Representative
Date: 10/Dec/2018

This report was generated using the Unified Reporting System on 10/12/2018 16:04

MONTHLY REPORT OF DISBURSEMENTS
For the month of December, 2018

Department: State Universities and Colleges (SUCS)
Organization Code (UACS): 080630000000
Agency: Central Philippines State University
Fund Cluster: 01 - Regular Agency Fund


Operating Unit: N/A
Report Status: SUBMITTED

PARTICULARS	CURRENT YEAR BUDGET				PRIOR YEAR'S ACCOUNTS PAYABLE				CURRENT YEAR'S ACCOUNTS PAYABLE				SUB-TOTAL				TRUST LIABILITIES				GRAND TOTAL				REMARKS					
	PS	MOOE	Fin. Exp.	CO	PS	MOOE	Fin. Exp.	CO	PS	MOOE	Fin. Exp.	CO	PS	MOOE	Fin. Exp.	CO	PS	MOOE	Fin. Exp.	CO	PS	MOOE	Fin. Exp.	CO						
Note of Cash Allocation (NCA)	7,980,392.71	967,960.96		6,943,968.56	15,892,312.25	171,071.51		15,892,312.25	5,044,432.64	607,241.50		5,654,432.94	13,024,625.55	771,320.00		12,853,407.46	20,193.72	28,164.00		6,943,968.56	21,526,745.01	778,613.09		20,256,132.00						
MOS Checks Issued	432,796.51			7,275.00	171,071.51			15,721,240.74	5,036,691.26			5,036,691.26	12,853,407.46								6,938,683.56									
MOS Checks Issued (NCA)		967,960.96																												
Note of Transfer of Allocation (NTA)																														
MOS Checks Issued																														
Adverse Effect Decision																														
Waiving Fund (NCA) Based (BTR)																														
Trust Disbursement Control (TRN)																														
Non-Cash Payment Authority (NCA)																														
Others (COT, BTR, Dosa Stamp, etc.)																														
TOTAL	8,413,189.22	967,960.96	28,164.80	400,915.07	15,892,312.25	171,071.51	444,273.59	15,721,240.74	5,044,432.64	607,241.50	5,654,432.94	13,024,625.55	771,320.00	12,853,407.46	20,193.72	28,164.00	400,915.07	444,273.59	400,915.07	444,273.59	21,526,745.01	778,613.09	20,256,132.00							


Summary

PARTICULARS	PREVIOUS REPORT	CURRENT MONTH	AS OF DATE
(1)	(2)	(3)	(4)
Total Disbursement Authorizations Received	203,667,590.35	15,003,005.50	218,720,645.85
NCA			
Working Fund	7,164,482.65	440,273.59	7,604,756.24
TRN			
CDC			
NCA			
Others (COT, BTR, Dosa Stamp, etc.)	210,532,473.00	15,512,329.00	226,044,802.00
Less: Notice of Transfer Authorizations (NTA) issued			
Total Disbursements Authorizations Available	78,042.54	241,722	78,324.26
Liquid NCA			
Disbursements	204,310,459.15	21,046,018.88	226,266,477.83
Balance of Disbursements Authorizations as of to date	6,473,971.31	6,473,971.31	12,068,326.43
Fiduciary Disbursements Program	275,506,807.19	23,327,794.66	298,834,601.85
Less: Actual Disbursements	204,240,459.15	21,399,018.66	225,639,477.81
Over/Under spending	71,228,342.04	1,341,775.98	72,569,118.02

Certified Correct:


Summyong Elned
Agency Chief Accountant
Date: 15/Jan/2019

Approved By:


Moraca Aladino
Head of Agency or Authorized Representative
Date: 19/Jan/2019

This report was generated using the Unified Reporting System on 19/01/2019 11:05

QUARTERLY REPORT OF REVENUE AND OTHER RECEIPTS
As of the Quarter Ending December 31, 2018
(In Pesos)


Department: State Universities and Colleges (SUCS) Operating Unit: NA	CLASSIFICATION/SOURCES OF REVENUE AND OTHER RECEIPTS	UACS Code	REVENUE TARGET (Annual)	ACTUAL REVENUE AND OTHER RECEIPTS COLLECTIONS				TOTAL 8=(4+5+6+7)	CUMULATIVE REMITTANCE TO BIT 9	REMITTANCE DEPOSITS TO DATE 10	VARIANCE Amount 12=(8-3)	REMARKS 14
				1st Quarter	2nd Quarter	3rd Quarter	4th Quarter					
General Fund (formerly Fund 101)	1											
Special Account in the General Fund (formerly Fund 105, 183, 401, 151-159)												
Other Budget Accounts (formerly Fund 161 to 164, etc.)												
Other Service Income	4020199099		4,858,000.00	488,998.50	691,911.50	1,276,281.73	716,668.19	3,173,859.92	3,173,859.92	3,173,859.92	(1,704,140.08)	-0.36
Tuition Fees	4020201001		64,800,000.00	27,123,391.00	13,820,605.70	20,271,172.73	9,993,203.13	71,148,872.56	71,148,872.56	71,148,872.56	6,348,872.56	0.11
Income from Other Sources	4020201003		5,000,000.00	1,767,009.04	1,051,847.76	1,000,000.00	900,000.00	4,718,856.80	4,718,856.80	4,718,856.80	(281,143.20)	-0.06
Other School Fees	4020201039		48,000,000.00	7,452,891.00	5,721,588.00	1,626,860.00	1,544,364.50	16,345,703.50	16,345,703.50	16,345,703.50	(31,654,296.50)	-0.66
Other State	4020216099		1,500,000.00	115,020.00	185,790.00	125,090.00	384,677.99	810,577.99	810,577.99	810,577.99	(689,422.01)	-0.46
Carabell Funds (formerly Fund 101, 184, 187)	2020105000				694,000.00	226,650.00	55,492,405.00	56,413,055.00	56,413,055.00	56,413,055.00	144,951.69	0.34
Due to Bureaus	2030102000			52,224.00			88,097.01	144,951.69	144,951.69	144,951.69	94,224.00	
Guaranty/Security Deposits Payable	2040104000					42,000.00		94,224.00	94,224.00	94,224.00		
Other Payables	2999999000		24,000,000.00	9,980,191.50	79,129.51	8,818,417.18	2,467,611.00	32,140,029.68	32,140,029.68	32,140,029.68	79,129.51	
Other School Fees	4020201099		148,258,000.00	48,979,725.04	10,872,810.00	33,914,588.65	71,499,429.81	185,069,260.65	184,924,308.98	185,069,260.65	8,140,029.68	0.25
TOTAL												

Certified Correct:


 Symonsona Elfred
 Agency Chief Accountant

Date: 23/Jan/2019

Approved By:


 Moraca Aladino
 Head of Agency/Department
 Secretary

Date: 28/Jan/2019

This report was generated using the Unified Reporting System on 28/01/2019 12:04