



QUARTERLY PHYSICAL REPORT OF OPERATION
As of 2018 December 31


Department: State Universities and Colleges (SUCs)
 Appropriations: Current Year Appropriations
 Agency: Central Philippines State University
 Operating Unit: N/A
 Organization Code (UACS): 080630000000
 Report Status: SUBMITTED

Particulars	UACS CODE	Physical Targets					Total	Physical Accomplishments				Total	Variance as of December 31 2018	Remarks
		1st Quarter	2nd Quarter	3rd Quarter	4th Quarter	7= (3+4+5+6)		1st Quarter	2nd Quarter	3rd Quarter	4th Quarter			
1	2	3	4	5	6	7= (3+4+5+6)	8	9	10	11	12= (8+9+10+11)	13	14	
Part A														
1. Operations														
OO : Relevant and quality tertiary education ensured to achieve inclusive growth and access of deserving but poor students to quality tertiary education increased														
HIGHER EDUCATION PROGRAM														
3101000000000000														
Outcome Indicators														
1. Percentage of first-time licensure exam-takers that pass the licensure exams														
14% 28% 30% 13% 85% 0% 38.54% 3.71% 43.03% 85.28%														
2. Percentage of graduates (2 years prior) that are employed														
10% 25% 15% 10% 60% 15% 44.20% 7.5% 15.67% 82.37%														
Output Indicators														
1. Percentage of undergraduate student population enrolled in CHED-identified and RDC-identified priority programs														
0 55% 0 0 55% 0% 61.89% 0% 61.89%														
2. Percentage of undergraduate programs with accreditation														
0 0 0 20% 20% 20% 0% 0% 0% 20%														
OO : Higher education research improved to promote economic productivity and innovation														
RESEARCH PROGRAM														
3202000000000000														
Outcome Indicator														
1. Number of research outputs in the last three years utilized by the industry or by other beneficiaries														
1 1 2 1 5 0 4 0 3 7														
Output Indicators														
1. Number of research outputs completed within the year														
5 15 8 12 40 2 11 10 22 45														
-2														
-5														

Particulars	UACS CODE	Physical Targets						Total	Physical Accomplishments				Total	Variance as of December 31 2018	Remarks
		1st Quarter	2nd Quarter	3rd Quarter	4th Quarter	1st Quarter	2nd Quarter		3rd Quarter	4th Quarter					
1	2	3	4	5	6	7 = (3+4+5+6)	8	9	10	11	12 = (8+9+10+11)	13	14		
2. Percentage of research outputs published in internationally-refereed or CHED recognized journal within the year							0%	0%	0%		0%	0%			
OO : Community engagement increased															
TECHNICAL ADVISORY EXTENSION PROGRAM	3301000000000000														
Outcome Indicator															
1. Number of active partnerships with LGUs, industries, NGOs, NGAs, SMEs, and other stakeholders as a result of extension activities		1	1	2	1	5	2	16	10	0	28	-23			
Output Indicators															
1. Number of trainees weighted by the length of training		300	800	800	600	2,500	350	400	900	950	2,600	-100			
2. Number of extension programs organized and supported consistent with the SUC's mandated and priority programs		1	2	3	2	8	2	3	3	3	11	-3			
3. Percentage of beneficiaries who rate the training course/s and advisory services as satisfactory or higher in terms of quality and relevance		15%	22%	34%	19%	90%	16%	18%	34%	25%	93%	-3%			

Prepared By: 
 Marj Alexej Caesar Belasoto Badajos
 Planning Services Head/Planning Officer
 Date: 28/Jan/2019

In coordination with:

 Vicente Jr. Mobilion Trip
 Financial Services Head/Budget Officer
 Date: 28/Jan/2019

Approved By: 
 Aladino Moraca
 Agency Head/Department Secretary
 Date: 28/Jan/2019