


MONTHLY REPORT OF DISBURSEMENTS For the month of July, 2018

Department: State Universities and Colleges (SUCs)					Agency: Central Philippines State University					Operating Unit: N/A																			
Organization Code (UACS): 080630000000					Fund Cluster: 01 - Regular Agency Fund					Report Status: SUBMITTED																			
PARTICULARS	CURRENT YEAR BUDGET					PRIOR YEAR'S BUDGET										TRUST LIABILITIES					GRAND TOTAL					REMARKS			
	PS	MOOE	Fin. Exp	CO	TOTAL	PRIOR YEAR'S ACCOUNTS PAYABLE					CURRENT YEAR'S ACCOUNTS PAYABLE					SUB-TOTAL	PS	MOOE	CO	TOTAL	PS	MOOE	Fin. Exp	CO	TOTAL				
	2	3	4	5	6=(2+3+4+5)	7	8	9	10	11=(7+8+9+10)	12	13	14	15	16=(12+13+14+15)	17=(11+16)	18=(6+17)	19	20	21	22=(19+20+21)	23	24	25	26		27=(23+24+25+26)	28	
Notice of Cash Allocation (NCA)	5,116,391.18	1,118,982.49		220,055.65	6,455,429.32												6,455,429.32	1,558,780.87		1,558,780.87	6,675,172.05	1,118,982.49			220,055.65	8,014,210.19			
MDS Checks Issued	402,151.92				402,151.92												402,151.92	444,477.43		444,477.43	846,629.35				846,629.35				
Advice to Debit Account	4,714,239.26	1,118,982.49		220,055.65	6,053,277.40												6,053,277.40	1,114,303.44		1,114,303.44	5,828,542.70	1,118,982.49			220,055.65	7,167,580.84			
Notice of Transfer of Allocation (NTA)																													
MDS Checks Issued																													
Advice to Debit Account																													
Working Fund (NCA issued to BTr)																													
Tax Remittance Advices Issued (TRA)	283,192.38	23,977.00		12,416.35	319,585.73												319,585.73				283,192.38	23,977.00			12,416.35	319,585.73			
Cash Disbursement Ceiling (CDC)																													
Non-Cash Availment Authority (NCAA)																													
Others (CDT, BTr Docs Stamp, etc.)																													


Summary

PARTICULARS	PREVIOUS REPORT	CURRENT MONTH	AS OF DATE
(1)	(2)	(3)	(4)
Total Disbursement Authorities Received			
NCA	104,682,000.00	24,583,000.00	129,265,000.00
Working Fund			
TRA	3,719,614.18	319,585.73	4,039,199.91
CDC			
NCAA			
Others (CDT, BTr Docs Stamp, etc.)			
Less: Notice of Transfer Allocations (NTA) issued			
Total Disbursements Authorities Available	108,401,614.18	24,902,585.73	133,304,199.91
Loss			
Lapsed NCA	77,157.79		77,157.79
Disbursements	108,504,456.39	8,333,795.92	116,838,252.31
Balance of Disbursements Authorities as of to date	(180,000.00)	16,568,789.81	16,388,789.81
Total Disbursements Program	141,979,000.00	31,187,000.00	173,166,000.00
Less: Actual Disbursements	108,504,456.39	8,333,795.92	116,838,252.31
(Over)/Under spending-	33,474,543.61	22,853,204.08	56,327,747.69

Certified Correct:


 Sumongong, Elned
 Agency Chief Accountant
 Date: 09/Aug/2018

Approved By:


 Bolinas, Henry Cortez
 Head of Agency or Authorized Representative
 Date: 09/Aug/2018


MONTHLY REPORT OF DISBURSEMENTS
For the month of August, 2018

Department: State Universities and Colleges (SUCs)					Agency: Central Philippines State University										Operating Unit: N/A												
Organization Code (UACS): 080630000000					Fund Cluster: 01 - Regular Agency Fund										Report Status: SUBMITTED												
PARTICULARS	CURRENT YEAR BUDGET					PRIOR YEAR'S ACCOUNTS PAYABLE										SUB-TOTAL	TRUST LIABILITIES				GRAND TOTAL					REMARKS	
	PS	MOOE	Fin. Exp	CO	TOTAL	PS	MOOE	Fin. Exp	CO	Sub-Total	PS	MOOE	Fin. Exp	CO	Sub-Total		TOTAL	PS	MOOE	CO	TOTAL	PS	MOOE	Fin. Exp	CO		TOTAL
1	2	3	4	5	6=(2+3+4+5)	7	8	9	10	11=(7+8+9+10)	12	13	14	15	16=(12+13+14+15)	17=(11+16)	18=(6+17)	19	20	21	22=(19+20+21)	23	24	25	26	27=(23+24+25+26)	28
Notice of Cash Allocation (NCA)	4,789,765.50	2,804,124.87		11,988,296.61	19,582,186.98											19,582,186.98	707,688.66			707,688.66	5,497,454.16	2,804,124.87			11,988,296.61	20,289,875.64	
MDS Checks Issued	112,262.09				112,262.09											112,262.09	259,213.35			259,213.35	371,475.44					371,475.44	
Advice to Debit Account	4,677,503.41	2,804,124.87		11,988,296.61	19,469,924.89											19,469,924.89	448,475.31			448,475.31	5,125,978.72	2,804,124.87			11,988,296.61	19,918,400.20	
Notice of Transfer of Allocation (NTA)																											
MDS Checks Issued																											
Advice to Debit Account																											
Working Fund (NCA issued to BTr)																											
Tax Remittance Advices Issued (TRA)	283,192.38	37,209.73		674,743.03	995,145.14											995,145.14					283,192.38	37,209.73			674,743.03	995,145.14	
Cash Disbursement Ceiling (C-DC)																											
Non-Cash Availment Authority (NCAA)																											
Others (CDT, BTr Docs Stamp, etc.)																											

Summary


PARTICULARS	PREVIOUS REPORT	CURRENT MONTH	AS OF DATE
(1)	(2)	(3)	(4)
Total Disbursement Authorities Received			
NCA	129,265,000.00	8,881,000.00	138,146,000.00
Working Fund			
TRA	4,039,199.91	995,145.14	5,034,345.05
CDC			
NCAA			
Others (CDT, BTr Docs Stamp, etc.)			
Less: Notice of Transfer Allocations (NTA) issued			
Total Disbursements Authorities Available	133,304,199.91	9,876,145.14	143,180,345.05
Less:			
Lapsed NCA	77,157.79		77,157.79
Disbursements	116,838,252.31	21,285,020.78	138,123,273.09
Balance of Disbursements Authorities as of date	16,388,789.81	(11,408,875.64)	4,979,914.17
Total Disbursements Program	173,166,000.00	21,987,000.00	195,153,000.00
Less: * Actual Disbursements	116,838,252.31	21,285,020.78	138,123,273.09
(Over)/Under spending-	56,327,747.69	701,979.22	57,029,726.91

Certified Correct:


Sumangsong, Elifted
Agency Chief Accountant

Date: 11/Sep/2018

Approved By:


Moraca, Aladino Cruzon
Head of Agency or Authorized Representative

Date: 11/Sep/2018

MONTHLY REPORT OF DISBURSEMENTS
For the month of September, 2018

Department: State Universities and Colleges (SUCs)						Agency: Central Philippines State University											Operating Unit: N/A											
Organization Code (UACS): 080630000000						Fund Cluster: 01 - Regular Agency Fund											Report Status: SUBMITTED											
PARTICULARS	CURRENT YEAR BUDGET					PRIOR YEAR'S ACCOUNTS PAYABLE										SUB-TOTAL	TRUST LIABILITIES				GRAND TOTAL					REMARKS		
	PS	MOOE	Fin. Exp	CO	TOTAL	PS	MOOE	Fin. Exp	CO	Sub-Total	PS	MOOE	Fin. Exp	CO	Sub-Total		TOTAL	PS	MOOE	CO	TOTAL	PS	MOOE	Fin. Exp	CO		TOTAL	
1	2	3	4	5	6=(2+3+4+5)	7	8	9	10	11=(7+8+9+10)	12	13	14	15	16=(12+13+14+15)	17=(11+16)	18=(6+17)	19	20	21	22=(19+20+21)	23	24	25	26	27=(23+24+25+26)	28	
Notice of Cash Allocation (NCA)	5,138,538.19	729,978.81		4,144,977.89	10,013,494.89												10,013,494.89	2,793,534.53			2,793,534.53	7,932,072.72	729,978.81		4,144,977.89	12,807,029.42		
MDS Checks Issued	118,679.70				118,679.70												118,679.70	262,972.01			262,972.01	381,651.71				381,651.71		
Advice to Debit Account	5,019,858.49	729,978.81		4,144,977.89	9,894,815.19												9,894,815.19	2,530,562.52			2,530,562.52	7,550,421.01	729,978.81		4,144,977.89	12,425,377.71		
Notice of Transfer of Allocation (NTA)																												
MDS Checks Issued																												
Advice to Debit Account																												
Working Fund (NCA issued to BTr)																												
Tax Remittance Advices Issued (TRA)	321,651.74	187,773.19		65,984.46	575,409.39												575,409.39					321,651.74	187,773.19		65,984.46	575,409.39		
Cash Disbursement Ceiling (CDC)																												
Non-Cash Availment Authority (NCAA)																												
Others (CDT, BTr Docs Stamp, etc.)																												

Summary

PARTICULARS	PREVIOUS REPORT	CURRENT MONTH	AS OF DATE
(1)	(2)	(3)	(4)
Total Disbursement Authorities Received			
NCA	138,326,000.00	7,648,000.00	145,974,000.00
Working Fund			
TRA	5,034,345.05	575,409.39	5,609,754.44
CDC			
NCAA			
Others (CDT, BTr Docs Stamp, etc.)			
Less: Notice of Transfer Allocations (NTA) issued			
Total Disbursements Authorities Available	143,360,345.05	8,223,409.39	151,583,754.44
Less:			
Lapsed NCA	77,157.79	884.75	78,042.54
Disbursements	138,123,273.09	13,382,438.81	151,505,711.90
Balance of Disbursements Authorities as of date	5,159,914.17	(5,159,914.17)	
Total Disbursements Program	195,153,000.00	12,319,000.00	207,472,000.00
Less: * Actual Disbursements	138,123,273.09	13,382,438.81	151,505,711.90
(Over)/Under spending-	57,029,726.91	(1,063,438.81)	55,966,288.10

Certified Correct:


Sumongsong, Elfred
Agency Chief Accountant
Date: 11/Oct/2018

Approved By:


Moraca, Gladys Culzon
Head of Agency or Authorized Representative
Date: 11/Oct/2018