

**STATEMENT OF APPROPRIATIONS, ALLOTMENTS, OBLIGATIONS, DISBURSEMENTS AND BALANCES**  
As of the Quarter Ending September 30, 2018


Department: State Universities and Colleges (SUCs)  
Agency: Central Philippines State University  
Operating Unit: N/A  
Organization Code (UACS): 080630000000  
Fund Cluster: 01 - Regular Agency Fund

Authorization: 01 - Current Year Appropriations  
Report Status: SUBMITTED

Particulars	UACS CODE	Authorized Appropriation	Adjustments (Transfer To)/From, Realignment	Adjusted Appropriations	Allotments Received	Adjustments (Withdrawal, Realignment)	Transfer To	Transfer From	Adjusted Total Allotments	Current Year Obligations				Total	Current Year Disbursements				Balances					
										1st Quarter Ending March 31	2nd Quarter Ending June 30	3rd Quarter Ending Sept. 30	4th Quarter Ending Dec. 31		1st Quarter Ending March 31	2nd Quarter Ending June 30	3rd Quarter Ending Sept. 30	4th Quarter Ending Dec. 31	Total	Unreleased Appropriations	Unobligated Allotment	Unpaid Obligations (15-20) = (23+24)		
1	2	3	4	5=(3+4)	6	7	8	9	10=(6+(-7)+8+9)	11	12	13	14	15= (11+12+13+14)	16	17	18	19	20= (16+17+18+19)	21=(5-10)	22=(10-15)	23	24	
Agency Specific Budget																								
Specific Budgets of National Government Agencies	01101101																							
General Administration and Support	10000000000000	35,019,000.00	8,200,000.00	43,219,000.00	31,702,000.00	8,200,000.00			39,902,000.00	12,072,628.04	16,996,670.15	4,032,044.90		33,101,343.09	11,945,759.41	16,971,700.25	4,179,338.43		33,095,798.09	3,317,000.00	6,800,656.91		4,545.00	
General Management and Supervision	100000100001000	16,944,000.00		16,944,000.00	16,944,000.00				16,944,000.00	3,329,228.04	5,039,482.97	3,117,458.90		11,486,167.91	3,220,108.45	5,140,931.08	3,120,521.38		11,481,622.91		5,457,832.09		4,545.00	
PS		11,372,000.00		11,372,000.00	11,372,000.00				11,372,000.00	2,138,263.98	2,664,100.48	2,084,620.03		6,886,984.49	2,033,076.39	2,769,288.07	2,084,620.03		6,886,984.49		4,485,015.51			
MOOE		5,572,000.00		5,572,000.00	5,572,000.00				5,572,000.00	1,190,962.06	2,375,382.49	1,032,838.87		4,599,183.42	1,187,032.06	2,371,705.01	1,035,901.35		4,594,638.42		972,816.58		4,545.00	
Administration of Personnel Benefits	100000100002000	18,075,000.00	8,200,000.00	26,275,000.00	14,758,000.00	8,200,000.00			22,958,000.00	8,743,402.00	11,957,187.18	914,586.00		21,615,175.18	8,725,650.96	11,830,707.17	1,058,817.05		21,615,175.18	3,317,000.00	1,342,824.82			
PS		18,075,000.00	8,200,000.00	26,275,000.00	14,758,000.00	8,200,000.00			22,958,000.00	8,743,402.00	11,957,187.18	914,586.00		21,615,175.18	8,725,650.96	11,830,707.17	1,058,817.05		21,615,175.18	3,317,000.00	1,342,824.82			
Support to Operations	20000000000000	49,012,000.00		49,012,000.00	49,012,000.00				49,012,000.00	761,363.58	33,320,032.84	6,662,260.97		40,743,657.39	7,286,650.21	9,829,442.72	11,646,221.75		22,204,354.68		8,268,342.61	856,082.04	17,683,220.67	
Auxiliary Services	200000100001000	4,512,000.00		4,512,000.00	4,512,000.00				4,512,000.00	761,363.58	1,147,862.06	787,547.17		2,696,772.81	728,690.21	1,180,535.43	772,547.17		1,815,227.19		15,000.00			
PS		2,966,000.00		2,966,000.00	2,966,000.00				2,966,000.00	643,601.07	779,718.35	570,162.99		1,993,482.41	610,927.70	812,391.72	570,162.99		1,993,482.41		972,517.59			
MOOE		1,546,000.00		1,546,000.00	1,546,000.00				1,546,000.00	117,762.51	368,143.71	217,384.18		703,290.40	117,762.51	368,143.71	202,384.18		688,290.40		842,709.60		15,000.00	
Locally-Funded Project(s)	200000200000000	44,500,000.00		44,500,000.00	44,500,000.00				44,500,000.00		32,172,170.78	5,874,713.80		38,046,884.58	8,648,907.29	10,873,674.58			19,522,581.87		6,453,115.42	841,082.04	17,683,220.67	
Renovation of Library Building, Main Campus	200000200001000	8,000,000.00		8,000,000.00	8,000,000.00				8,000,000.00		7,188,472.80			7,188,472.80		1,196,973.42	2,749,298.52		3,946,271.94		811,527.20	443,509.42	2,798,691.44	
CO		8,000,000.00		8,000,000.00	8,000,000.00				8,000,000.00		7,188,472.80			7,188,472.80		1,196,973.42	2,749,298.52		3,946,271.94		811,527.20	443,509.42	2,798,691.44	
Construction of Library Buildings in the Extension Campuses	200000200002000	36,500,000.00		36,500,000.00	36,500,000.00				36,500,000.00		24,983,697.98	5,874,713.80		30,858,411.78		7,451,933.87	8,124,376.06		15,576,309.93		5,641,588.22	397,572.62	14,884,529.23	
CO		36,500,000.00		36,500,000.00	36,500,000.00				36,500,000.00		24,983,697.98	5,874,713.80		30,858,411.78		7,451,933.87	8,124,376.06		15,576,309.93		5,641,588.22	397,572.62	14,884,529.23	
Operations	30000000000000	103,702,000.00	(8,200,000.00)	95,502,000.00	103,702,000.00	(8,200,000.00)			101,502,000.00	15,025,011.65	40,196,040.89	13,540,403.08		68,761,455.62	13,590,921.52	31,845,049.97	20,334,045.93		65,770,017.42		32,740,544.38	12,955.00	2,978,483.20	
OO: Relevant and quality tertiary education ensured to achieve inclusive growth and access of deserving but poor students to quality tertiary education increased	31000000000000	107,314,000.00	(8,200,000.00)	99,114,000.00	107,314,000.00	(8,200,000.00)			99,114,000.00	14,455,990.12	39,363,564.59	13,124,517.49		66,944,072.20	13,021,899.99	31,012,573.67	19,918,160.34		63,952,634.00		32,169,927.80	12,955.00	2,978,483.20	
HIGHER EDUCATION PROGRAM	31010000000000	107,314,000.00	(8,200,000.00)	99,114,000.00	107,314,000.00	(8,200,000.00)			99,114,000.00	14,455,990.12	39,363,564.59	13,124,517.49		66,944,072.20	13,021,899.99	31,012,573.67	19,918,160.34		63,952,634.00		32,169,927.80	12,955.00	2,978,483.20	
Provision of Higher Education Services including P6,530,000 for Tulang-Dunong	310100100001000	97,314,000.00	(8,200,000.00)	89,114,000.00	97,314,000.00	(8,200,000.00)			89,114,000.00	14,455,990.12	38,618,748.09	13,124,517.49		66,199,250.70	13,021,899.99	30,267,757.17	19,918,160.34		63,207,817.50		22,914,744.30	12,955.00	2,978,483.20	
PS		54,758,000.00	(8,200,000.00)	46,558,000.00	54,758,000.00	(8,200,000.00)			46,558,000.00	11,607,148.70	14,401,451.47	10,677,750.95		36,686,351.12	10,765,208.57	15,103,590.16	10,811,552.39		36,686,351.12		9,871,648.88			
MOOE		20,444,000.00		20,444,000.00	20,444,000.00				20,444,000.00	2,287,241.42	8,195,597.16	1,871,294.54		12,354,123.12	2,256,691.42	8,194,890.75	1,880,585.95		12,341,168.12		8,089,876.88		12,955.00	
CO		22,112,000.00		22,112,000.00	22,112,000.00				22,112,000.00	561,600.00	16,021,709.46	575,472.00		17,158,781.46		6,963,276.26	7,217,022.00		14,180,298.26		4,953,218.54		2,978,483.20	
Locally-Funded Project(s)	310100200000000	10,000,000.00		10,000,000.00	10,000,000.00				10,000,000.00		744,816.50			744,816.50					744,816.50		9,255,183.50			
Construction/Repair/Rehabilitation of Academic Building	310100200002000	5,000,000.00		5,000,000.00	5,000,000.00				5,000,000.00		699,816.50			699,816.50					699,816.50		4,300,183.50			
CO		5,000,000.00		5,000,000.00	5,000,000.00				5,000,000.00		699,816.50			699,816.50					699,816.50		4,300,183.50			
Purchase of Various Equipment Outlay	310100200003000	5,000,000.00		5,000,000.00	5,000,000.00				5,000,000.00					5,000,000.00					5,000,000.00		4,955,000.00			
CO		5,000,000.00		5,000,000.00	5,000,000.00				5,000,000.00					5,000,000.00					5,000,000.00		4,955,000.00			
OO: Higher education research improved to promote economic productivity and innovation	32000000000000	1,478,000.00		1,478,000.00	1,478,000.00				1,478,000.00	231,667.45	450,346.06	293,655.71		975,669.22	231,667.45	450,346.06	293,655.71		975,669.22		502,330.78			
RESEARCH PROGRAM	32020000000000	1,478,000.00		1,478,000.00	1,478,000.00				1,478,000.00	231,667.45	450,346.06	293,655.71		975,669.22	231,667.45	450,346.06	293,655.71		975,669.22		502,330.78			
Conduct of Research Services	320200100001000	1,478,000.00		1,478,000.00	1,478,000.00				1,478,000.00	231,667.45	450,346.06	293,655.71		975,669.22	231,667.45	450,346.06	293,655.71		975,669.22		502,330.78			
MOOE		1,478,000.00		1,478,000.00	1,478,000.00				1,478,000.00	231,667.45	450,346.06	293,655.71		975,669.22	231,667.45	450,346.06	293,655.71		975,669.22		502,330.78			
OO: Community engagement increased	33000000000000	910,000.00		910,000.00	910,000.00				910,000.00	337,354.08	382,130.24	122,229.88		841,714.20	337,354.08	382,130.24	122,229.88		841,714.20		68,285.80			
TECHNICAL ADVISORY EXTENSION PROGRAM	33010000000000	910,000.00		910,000.00	910,000.00				910,000.00	337,354.08	382,130.24	122,229.88		841,714.20	337,354.08	382,130.24	122,229.88		841,714.20		68,285.80			
Provision of Extension Services	330100100001000	910,000.00		910,000.00	910,000.00				910,000.00	337,354.08	382,130.24	122,229.88		841,714.20	337,354.08	382,130.24	122,229.88		841,714.20		68,285.80			
MOOE		910,000.00		910,000.00	910,000.00				910,000.00	337,354.08	382,130.24	122,229.88		841,714.20	337,354.08	382,130.24	122,229.88		841,714.20		68,285.80			
Sub-Total, Agency-Specific		193,733,000.00		193,733,000.00	190,416,000.00				190,416,000.00	27,859,003.27	90,512,743.88	24,234,708.95		142,606,456.10	26,265,371.14	58,646,192.94	36,159,606.11		121,07					

Particulars	UACS CODE	Authorized Appropriation	Adjustment (To)/From, Realignment	Adjusted Appropriations	Allotments Received	Acquisitions (Withdrawal, Realignment)	Transfer To	Transfer From	Adjusted Total Allotments	1st Quarter	2nd Quarter	3rd Quarter	4th Quarter	Total	1st Quarter	Quarter	er	4th	Total	Unreleased Appropriations	Unencumbered Allotment	Unpaid Obligations (23+24)		
										Ending March 31	Ending June 30	Ending Sept. 30	Ending Dec. 31		Ending March 31	Ending June 30	Ending Sept. 30	Ending Dec. 31				20= (16+17+18+19)	21=(5-19)	22=(10-15)
PS		6,275,000.00	3,652,313.00	9,927,313.00	9,927,313.00				9,927,313.00	1,977,852.60	2,260,103.50	1,503,312.36		5,741,268.46	1,977,852.60	2,260,103.50	1,503,312.36		5,741,268.46		4,186,044.54			
MOOE																								
Fin Ex																								
CO																								
III Special Purpose Fund																								
Miscellaneous Personnel Benefits Fund	01101406		25,735,071.00	25,735,071.00	25,735,071.00				25,735,071.00			8,458,838.56		8,458,838.56			5,338,337.04		5,338,337.04		17,276,232.44	3,120,501.52		
Purpose	4000000000000000		25,735,071.00	25,735,071.00	25,735,071.00				25,735,071.00			8,458,838.56		8,458,838.56			5,338,337.04		5,338,337.04		17,276,232.44	3,120,501.52		
Miscellaneous Personnel Benefits Fund	4007000000000000		25,735,071.00	25,735,071.00	25,735,071.00				25,735,071.00			8,458,838.56		8,458,838.56			5,338,337.04		5,338,337.04		17,276,232.44	3,120,501.52		
Funding Requirements for the Filing up of Unfilled Positions	4007000000000000		25,735,071.00	25,735,071.00	25,735,071.00				25,735,071.00			8,458,838.56		8,458,838.56			5,338,337.04		5,338,337.04		17,276,232.44	3,120,501.52		
PS			25,735,071.00	25,735,071.00	25,735,071.00				25,735,071.00			8,458,838.56		8,458,838.56			5,338,337.04		5,338,337.04		17,276,232.44	3,120,501.52		
Sub-Total, SPF			25,735,071.00	25,735,071.00	25,735,071.00				25,735,071.00			8,458,838.56		8,458,838.56			5,338,337.04		5,338,337.04		17,276,232.44	3,120,501.52		
PS			25,735,071.00	25,735,071.00	25,735,071.00				25,735,071.00			8,458,838.56		8,458,838.56			5,338,337.04		5,338,337.04		17,276,232.44	3,120,501.52		
MOOE																								
Fin Ex																								
CO																								
GRAND TOTAL		200,008,000.00	29,387,384.00	229,395,384.00	226,078,384.00				226,078,384.00	29,826,855.87	92,772,847.38	34,196,859.87		156,806,563.12	28,243,223.74	60,906,296.44	43,001,255.51		132,150,775.69	3,317,000.00	69,271,620.88	3,994,083.56	20,661,703.87	
PS		93,446,000.00	29,387,384.00	122,833,384.00	119,516,384.00				119,516,384.00	25,110,268.35	32,062,560.98	24,209,270.89		81,382,100.22	24,112,716.22	32,782,080.62	21,366,801.86		78,261,598.70	3,317,000.00	38,134,283.78	3,120,501.52		
MOOE		29,950,000.00		29,950,000.00	29,950,000.00				29,950,000.00	4,164,987.52	11,771,589.66	3,537,403.18		19,473,980.36	4,130,507.52	11,767,215.77	3,543,757.07		19,441,480.36		10,476,019.64	32,500.00		
Fin Ex																								
CO		76,612,000.00		76,612,000.00	76,612,000.00				76,612,000.00	561,600.00	48,938,696.74	6,450,185.80		55,950,482.54		16,357,000.05	18,090,696.58		34,447,696.63		20,661,517.46	841,082.04	20,661,703.87	


Certified Correct:

  
 Trio, Vicente J. Mobillon  
 Budget Officer  
 Date: 14/Oct/2018


Certified Correct:

  
 Sumaryon B. Moncada  
 Chief Accountant  
 Date:

Recommended By:

  
 Badajos, Marc Alexei Caesar Belasoto  
 Director, FMS  
 Date: 14/Oct/2018

Approved By:

  
 Moraca, Arodina Carizon  
 Agency Head/Department  
 Date: 14/Oct/2018

This report was generated using the Unified Reporting System on 14/10/2018 18:00