


Particulars	UACS CODE	Appropriation				Allotments				Current Year Obligations					Current Year Disbursements					Balances			
		Authorized Appropriation	Adjustments (To/From, Realignment)	Adjusted Appropriations	Allotments Received	Adjustment (Withdrawal, Realignment)	Transfer To	Transfer From	Adjusted Total Allotments	1st Quarter Ending March 31	2nd Quarter Ending June 30	3rd Quarter Ending Sept. 30	4th Quarter Ending Dec. 31	Total	1st Quarter Ending March 31	2nd Quarter Ending June 30	3rd Quarter Ending Sept. 30	4th Quarter Ending Dec. 31	Total	Unreleased Appropriations	Unobligated Allotment	Unpaid Obligations (15-20) - (21-24) Due and Demandable	Not Yet Due and Demandable
Information and Communication Technology Equipment	5021306003	5,651,200		5,651,200	5,651,200			5,651,200					5,651,200						5,651,200				
Labor and Wages	5021606000	90,662,866		90,662,866	90,662,866			90,662,866	66,982,133	19,111,366			86,093,499	66,982,133	19,111,366			86,093,499					
Labor and Wages	5021401000	90,662,866		90,662,866	90,662,866			90,662,866	66,982,133	19,111,366			86,093,499	66,982,133	19,111,366			86,093,499					
Labor and Wages	5021601000	90,662,866		90,662,866	90,662,866			90,662,866	66,982,133	19,111,366			86,093,499	66,982,133	19,111,366			86,093,499					
Other Maintenance and Operating Expenses	5022900000	29,036,000		29,036,000	29,036,000			29,036,000	1,170,000	1,313,000			2,543,000	1,170,000	1,373,000			2,543,000					
Subscription Expenses	5022900000	29,036,000		29,036,000	29,036,000			29,036,000	1,170,000	1,313,000			2,543,000	1,170,000	1,373,000			2,543,000					
Labor and Other Reading Materials	5022900000	29,036,000		29,036,000	29,036,000			29,036,000	1,170,000	1,313,000			2,543,000	1,170,000	1,373,000			2,543,000					
Subscription Expenses	5022900004	29,036,000		29,036,000	29,036,000			29,036,000	1,170,000	1,313,000			2,543,000	1,170,000	1,373,000			2,543,000					
Capital Outlays	5096400000	1,857,317,78		1,857,317,78	1,857,317,78			1,857,317,78	267,995,50	267,995,50			267,995,50	267,995,50	267,995,50			267,995,50					
Property, Plant and Equipment Outlay	5096400000	1,857,317,78		1,857,317,78	1,857,317,78			1,857,317,78	267,995,50	267,995,50			267,995,50	267,995,50	267,995,50			267,995,50					
Buildings and Other Structures	5060404000	1,857,317,78		1,857,317,78	1,857,317,78			1,857,317,78	267,995,50	267,995,50			267,995,50	267,995,50	267,995,50			267,995,50					
School Buildings	5060404002	1,857,317,78		1,857,317,78	1,857,317,78			1,857,317,78	267,995,50	267,995,50			267,995,50	267,995,50	267,995,50			267,995,50					
GRAND TOTAL		7,574,969,93		7,574,969,93	7,574,969,93			7,574,969,93	3,244,781,66	1,084,211,25			4,328,992,91	3,193,014,07	1,135,978,84			4,328,992,91				3,245,977,02	


Certified Correct:


Trio, Vicente Jr. Mobilian
Agency Budget Officer
Date: 27/Jul/2017


Certified Correct:


Ernest M. Bando, CPA
Agency Chief Accountant
Date:

Recommended By:


Badajops Marc Alexei Caesar Belasolo
Director, FMS
Date: 27/Jul/2017

Approved By:


Manirgo Freddie
Head of Agency or Authorized Representative
Date: 27/Jul/2017