


STATEMENT OF APPROVED BUDGET, UTILIZATIONS, DISBURSEMENTS AND BALANCES
As of December 31, 2016

Department: State Universities and Colleges (SUCs)
Agency: Central Philippines State University
Operating Unit: N/A
Organization Code (UACS): 080630000000

PARTICULARS	UACS CODE	BUDGET UTILIZATION												BALANCES						
		APPROVED BUDGET				BUDGET UTILIZATION				DISBURSEMENTS				Unpaid Utilizations						
		Approved Budgeted Revenue	Adjustments (Additions, Reduction, Reallignment)	Adjusted Budgeted Revenue	1st Quarter Ending March 31	2nd Quarter Ending June 30	3rd Quarter Ending Sept. 30	4th Quarter Ending Dec. 31	Total	1st Quarter Ending March 31	2nd Quarter Ending June 30	3rd Quarter Ending Sept. 30	4th Quarter Ending Dec. 31	Total	Utilized Budget	Due and Demandable /Accounts Payable	Net Yet Due and Demandable			
1. Agency Approved Budget		1	2	3	4	5=3+(4)	6	7	8	9	10=(6+7+8+9)	11	12	13	14	15=(11+12+13+14)	16=(5-10)	17	18	
Internally Generated Income	05206441	147,937,926.40		147,937,926.40	19,049,194.71	15,211,236.08	27,201,146.34	33,619,762.13	95,381,339.26	19,049,194.71	15,211,236.08	27,223,746.34	29,155,409.10	90,639,586.23	52,556,587.14	4,464,353.03	277,400.00			
General Administration and Support	000001000000000	12,603,540.00		12,603,540.00	766,850.61	1,268,974.53	3,111,381.48	3,912,220.30	9,059,476.92	766,850.61	1,268,974.53	3,111,381.48	3,710,305.37	8,857,511.99	3,544,063.08	201,964.93				
General Management and Supervision	103001000100000	12,603,540.00		12,603,540.00	766,850.61	1,268,974.53	3,111,381.48	3,912,220.30	9,059,476.92	766,850.61	1,268,974.53	3,111,381.48	3,710,305.37	8,857,511.99	3,544,063.08	201,964.93				
PS		538,484.00		538,484.00	38,174.52	56,873.52	16,424.52	426,831.39	538,303.95	38,174.52	56,873.52	16,424.52	426,831.39	538,303.95	180.05					
MOOE		7,564,896.00		7,564,896.00	728,676.09	968,328.01	2,252,196.96	3,133,078.91	7,072,279.97	728,676.09	968,328.01	2,252,196.96	2,931,113.98	6,870,315.04	472,616.03	201,964.93				
CO		4,520,160.00		4,520,160.00	253,773.00	842,760.00	352,360.00	352,360.00	1,448,893.00	253,773.00	842,760.00	352,360.00	352,360.00	1,448,893.00	3,071,267.00					
Support to Operations	000002000000000	7,569,820.32		7,569,820.32	381,273.59	487,632.52	2,291,653.83	2,942,378.68	6,102,938.62	381,273.59	487,632.52	2,291,653.83	2,399,556.55	5,560,116.49	1,466,881.70	542,822.13				
Auxiliary Services	264002000100000	7,569,820.32		7,569,820.32	381,273.59	487,632.52	2,291,653.83	2,942,378.68	6,102,938.62	381,273.59	487,632.52	2,291,653.83	2,399,556.55	5,560,116.49	1,466,881.70	542,822.13				
MOOE		5,394,033.32		5,394,033.32	381,273.59	487,632.52	603,126.83	2,757,378.68	4,229,411.62	381,273.59	487,632.52	603,126.83	2,399,556.55	3,871,589.49	1,164,621.70	357,822.13				
CO		2,175,787.00		2,175,787.00	1,901,070.51	1,888,527.00	165,000.00	185,000.00	1,873,527.00	1,901,070.51	1,888,527.00	165,000.00	185,000.00	1,868,527.00	302,260.00	185,000.00				
Operations	000003000000000	127,764,566.08		127,764,566.08	17,901,070.51	13,454,629.03	22,098,111.03	26,765,113.15	80,218,923.72	17,901,070.51	13,454,629.03	21,820,711.03	23,045,547.18	76,221,957.75	47,545,642.36	3,719,565.97	277,400.00			
MFO 1: HIGHER EDUCATION SERVICES	000003010000000	125,777,741.08		125,777,741.08	17,901,070.51	13,454,629.03	22,098,111.03	26,507,073.15	79,960,883.72	17,901,070.51	13,454,629.03	21,820,711.03	22,787,507.18	75,963,917.75	45,816,857.36	3,719,565.97	277,400.00			
Provision of Higher Education Services including P8,666,000 for Scholarships of Poor and Deserving Students (Expanded Students' Grants-in-Aid Program for Poverty Alleviation-ESGP-PA) and P7,400,000 for Tulong Dumog	264003010100000	125,777,741.08		125,777,741.08	17,901,070.51	13,454,629.03	22,098,111.03	26,507,073.15	79,960,883.72	17,901,070.51	13,454,629.03	21,820,711.03	22,787,507.18	75,963,917.75	45,816,857.36	3,719,565.97	277,400.00			
PS		5,762,800.00		5,762,800.00	951,594.39	1,323,310.29	1,104,339.64	1,160,153.40	4,539,297.72	951,594.39	1,323,310.29	1,104,339.64	1,036,117.15	4,415,361.47	1,223,402.28	124,036.25				
MOOE		76,363,157.18		76,363,157.18	12,297,261.81	8,307,660.79	19,130,767.24	21,682,463.44	61,418,153.28	12,297,261.81	8,307,660.79	18,853,367.24	20,054,927.72	59,513,217.56	14,945,003.80	1,627,535.72	277,400.00			
CO		43,651,783.90		43,651,783.90	4,652,214.31	3,823,657.95	1,863,004.15	3,664,456.31	14,003,532.72	4,652,214.31	3,823,657.95	1,863,004.15	1,696,462.31	12,035,338.72	29,648,451.18	1,967,994.00				
MFO 2: RESEARCH SERVICES	000003020000000	1,088,570.00		1,088,570.00										1,088,570.00						
Conduct of Research Services	267003020100000	1,088,570.00		1,088,570.00										1,088,570.00						
PS		15,000.00		15,000.00										15,000.00						
MOOE		908,570.00		908,570.00										908,570.00						
CO		165,000.00		165,000.00										165,000.00						
MFO 3: TECHNICAL ADVISORY EXTENSION SERVICES	000003030000000	898,255.00		898,255.00										898,255.00						
Provision of Extension Services	265003030100000	898,255.00		898,255.00										898,255.00						
PS		10,000.00		10,000.00										10,000.00						
MOOE		630,215.00		630,215.00										630,215.00						
CO		258,040.00		258,040.00										258,040.00						
GRAND TOTAL		147,937,926.40		147,937,926.40	19,049,194.71	15,211,236.08	27,201,146.34	33,619,762.13	95,381,339.26	19,049,194.71	15,211,236.08	27,223,746.34	29,155,409.10	90,639,586.23	52,556,587.14	4,464,353.03	277,400.00			
PS		6,326,284.00		6,326,284.00	989,768.91	1,380,183.81	1,120,764.16	1,586,984.79	5,077,201.67	989,768.91	1,380,183.81	1,120,764.16	1,462,948.54	4,953,665.42	1,248,582.33	124,036.25				
MOOE		90,840,871.50		90,840,871.50	13,407,211.49	9,753,621.32	21,986,091.03	27,572,921.03	72,719,844.87	13,407,211.49	9,753,621.32	21,708,691.03	25,385,898.25	70,255,122.09	18,121,026.63	2,187,322.78	277,400.00			
FINEX																				
CO		50,770,770.90		50,770,770.90	4,652,214.31	4,077,430.95	4,394,291.15	4,459,856.31	17,583,292.72	4,652,214.31	4,077,430.95	4,394,291.15	2,306,862.31	15,430,298.72	33,186,978.18	2,152,994.00				


Certified Correct:



Tiro, Vicente Jr. Mobilion
Agency Budget Officer

Date: 28/Jan/2017

Certified Correct:



Summonsong, Fredel Mercedes
Agency Chief Accountant

Date:


Recommended By:



Badajos, Marc Alexei Caesar Belasoto
Director, FMS

Date: 02/Feb/2017

Approved By:



Maningo, Freddie
Head of Agency or Authorized Representative

Date: 02/Feb/2017