

**MONTHLY REPORT OF DISBURSEMENTS**  
For the Month of July 2015


FAR No. 4


Department : STATE UNIVERSITIES AND COLLEGES  
 Agency : CENTRAL PHILIPPINES STATE UNIVERSITY  
 Operating Unit : \_\_\_\_\_  
 Organization Code : 080630000000  
 Funding Source Code : 101101

PARTICULARS	CURRENT YEAR'S BUDGET					PRIOR YEAR'S BUDGET										Sub-Total	TRUST LIABILITIES				GRAND TOTAL					Remarks		
	PS	MOOE	Fin. Exp.	CO	TOTAL	PRIOR YEAR'S ACCOUNTS PAYABLE					CURRENT YEAR'S ACCOUNTS PAYABLE						PS	MOOE	CO	TOTAL	PS	MOOE	Fin. Exp.	CO	TOTAL			
						PS	MOOE	Fin. Exp.	CO	TOTAL	PS	MOOE	Fin. Exp.	CO	Sub-Total													
1	2	3	4	5	6=(2+3+4+5)	7	8	9	10	11=(7+8+9+10)	12	13	14	15	16=(12+13+14+15)	17=(11+16)	18=(6+17)	19	20	21	22=(19+20+21)	23	24	25	26	27=(23+24+25+26)	28	
Notice of Cash Allocation																												
MDS Check Issued	376,721.60	361,416.84	-	-	738,138.44	-	-	-	-	-	-	-	-	-	-	-	738,138.44	1,353,037.76	-	-	1,353,037.76	1,729,759.36	361,416.84	-	-	2,091,176.20		
Advice to Debit Account	1,080,277.91	610,353.58	-	-	1,690,631.49	-	-	-	-	-	-	-	-	-	-	-	1,690,631.49	123,916.92	-	-	123,916.92	1,204,194.83	610,353.58	-	-	1,814,548.41		
Working Fund (NCA Issued to BTr)	-	-	-	-	-	-	-	-	-	-	-	-	-	-	-	-	-	-	-	-	-	-	-	-	-	-	-	
Tax Remittance Advice Issued (TRA)	379,842.47	26,743.83	-	-	406,586.30	-	-	-	-	-	-	-	-	-	-	-	406,586.30	-	-	-	379,842.47	26,743.83	-	-	406,586.30			
Cash Disbursement Ceiling (CDC)	-	-	-	-	-	-	-	-	-	-	-	-	-	-	-	-	-	-	-	-	-	-	-	-	-	-	-	
Non-Cash Availment Authority (NCAA)	-	-	-	-	-	-	-	-	-	-	-	-	-	-	-	-	-	-	-	-	-	-	-	-	-	-	-	
Others (CDT, BTr Docs Stamp, etc.)	-	-	-	-	-	-	-	-	-	-	-	-	-	-	-	-	-	-	-	-	-	-	-	-	-	-	-	
<b>TOTAL</b>	<b>1,636,841.98</b>	<b>998,514.25</b>	<b>-</b>	<b>-</b>	<b>2,835,356.23</b>	<b>-</b>	<b>-</b>	<b>-</b>	<b>-</b>	<b>-</b>	<b>-</b>	<b>-</b>	<b>-</b>	<b>-</b>	<b>-</b>	<b>-</b>	<b>2,835,356.23</b>	<b>1,476,954.68</b>	<b>-</b>	<b>-</b>	<b>1,476,954.68</b>	<b>3,313,796.66</b>	<b>998,514.25</b>	<b>-</b>	<b>-</b>	<b>4,312,310.91</b>		

SUMMARY:			
	Previous Report	This Month	As of Date
Total Disbursement Received			
NCA	41,210,729.52	3,905,724.61	45,116,454.13
Working Fund	-	-	-
TRA	2,602,170.52	406,586.30	3,008,756.82
CDC	-	-	-
NCAA	-	-	-
Others (CDT, BTr Docs Stamp, etc.)	-	-	-
Less: Notice of Transfer Allocation (NTA) issued	-	-	-
Total Disbursements Authorities Available	43,812,900.04	4,312,310.91	48,125,210.95
Less: Lapsed NCA Disbursements	-	-	-
Balance of Disbursements Authorities as of to date	43,812,900.04	4,312,310.91	48,125,210.95

	Previous Report	This Month	As of Date
Total Disbursement Program	54,774,000.00	17,956,000.00	72,730,000.00
Less: Actual Disbursements (Over) Under Spending	43,812,900.04	4,312,310.91	48,125,210.95
	10,961,099.96	13,643,689.09	24,604,789.05

Certified Correct  
  
ELFRED M. SUMONGBONG, CPA  
 Agency Chief Accountant  
 Date: \_\_\_\_\_

Approved by:  
  
FREDDIE S. MANINGO, Ph.D., CPA  
 Head of Agency  
 Date: \_\_\_\_\_

**MONTHLY REPORT OF DISBURSEMENTS**  
For the Month of August 2015

FAR No. 4

Department : STATE UNIVERSITIES AND COLLEGES  
 Agency : CENTRAL PHILIPPINES STATE UNIVERSITY  
 Operating Unit : \_\_\_\_\_  
 Organization Code : 08063000000  
 Funding Source Code : 101101

PARTICULARS	CURRENT YEAR'S BUDGET					PRIOR YEAR'S BUDGET										Sub-Total	TRUST LIABILITIES				GRAND TOTAL					Remarks		
	PS	MOOE	Fin. Exp.	CO	TOTAL	PRIOR YEAR'S ACCOUNTS PAYABLE					CURRENT YEAR'S ACCOUNTS PAYABLE						PS	MOOE	CO	TOTAL	PB	MOOE	Fin. Exp.	CO	TOTAL			
						PS	MOOE	Fin. Exp.	CO	TOTAL	PS	MOOE	Fin. Exp.	CO	Sub-Total													
1	2	3	4	5	6=(2+3+4+5)	7	8	9	10	11=(7+8+9+10)	12	13	14	15	16=(12+13+14+15)	17=(11+16)	18=(6+17)	19	20	21	22=(19+20+21)	23	24	25	26	27=(23+24+25+26)	28	
Notice of Cash Allocation																												
MDS Check Issued	38,750.00	1,037,949.73	-	-	1,076,699.73	-	-	-	-	-	-	-	-	-	-	-	1,076,699.73	224,674.11	-	-	224,674.11	263,424.11	1,037,949.73	-	-	1,301,373.84		
Advice to Debit Account	1,050,883.83	1,518,415.08	-	-	2,569,298.91	-	-	-	-	-	-	-	-	-	-	-	2,569,298.91	-	-	-	1,050,883.83	1,518,415.08	-	-	2,569,298.91			
Working Fund (NCA Issued to BTr)	-	-	-	-	-	-	-	-	-	-	-	-	-	-	-	-	-	-	-	-	-	-	-	-	-	-	-	
Tax Remittance Advice Issued (TRA)	379,842.47	72,159.20	-	-	452,001.67	-	-	-	-	-	-	-	-	-	-	-	452,001.67	-	-	-	379,842.47	72,159.20	-	-	452,001.67			
Cash Disbursement Ceiling (CDC)	-	-	-	-	-	-	-	-	-	-	-	-	-	-	-	-	-	-	-	-	-	-	-	-	-	-	-	
Non-Cash Availment Authority (NCAA)	-	-	-	-	-	-	-	-	-	-	-	-	-	-	-	-	-	-	-	-	-	-	-	-	-	-	-	
Others (CDT, BTr Docs Stamp, etc.)	-	-	-	-	-	-	-	-	-	-	-	-	-	-	-	-	-	-	-	-	-	-	-	-	-	-	-	
<b>TOTAL</b>	1,469,476.30	2,628,524.01	-	-	4,098,000.31	-	-	-	-	-	-	-	-	-	-	-	4,098,000.31	224,674.11	-	-	224,674.11	1,694,150.41	2,628,524.01	-	-	4,322,674.42		

<b>SUMMARY:</b>							
	<u>Previous Report</u>	<u>This Month</u>	<u>As of Date</u>		<u>Previous Report</u>	<u>This Month</u>	<u>As of Date</u>
Total Disbursement Received				Total Disbursement Program	72,730,000.00	13,751,000.00	86,481,000.00
NCA	45,116,454.13	3,870,672.75	48,987,126.88	Less: Actual Disbursements	48,125,210.95	4,322,674.42	52,447,885.37
Working Fund	-	-	-	(Over) Under Spending	24,604,789.05	9,428,325.58	34,033,114.63
TRA	3,008,756.82	452,001.67	3,460,758.49				
CDC	-	-	-				
NCAA	-	-	-				
Others (CDT, BTr Docs Stamp, etc.)	-	-	-				
Less: Notice of Transfer Allocation (NTA) issued	-	-	-				
Total Disbursements Authorities Available	48,125,210.95	4,322,674.42	52,447,885.37				
Less: Lapsed NCA Disbursements	-	-	-				
Balance of Disbursements Authorities as of to date	48,125,210.95	4,322,674.42	52,447,885.37				

Certified Correct

  
**ELFRED M. SUMONGPONG, CPA**  
 Agency Chief Accountant

Date: \_\_\_\_\_

Approved by:

  
**FREDDIE C. MAMINGO, Ph.D., CPA**  
 Head of Agency

Date: \_\_\_\_\_

**MONTHLY REPORT OF DISBURSEMENTS**  
For the Month of September 2015


FAR No. 4


Department : STATE UNIVERSITIES AND COLLEGES  
 Agency : CENTRAL PHILIPPINES STATE UNIVERSITY  
 Operating Unit : \_\_\_\_\_  
 Organization Code : 080430000000  
 Funding Source Code : 101101

PARTICULARS	CURRENT YEAR'S BUDGET					PRIOR YEAR'S BUDGET										Sub-Total	TRUST LIABILITIES				GRAND TOTAL					Remarks		
	PS	MOOE	Fin. Exp.	CO	TOTAL	PRIOR YEAR'S ACCOUNTS PAYABLE					CURRENT YEAR'S ACCOUNTS PAYABLE						TOTAL	PS	MOOE	CO	TOTAL	PS	MOOE	Fin. Exp.	CO		TOTAL	
						PS	MOOE	Fin. Exp.	CO	TOTAL	PS	MOOE	Fin. Exp.	CO	Sub-Total													
1	2	3	4	5	6=(2+3+4+5)	7	8	9	10	11=(7+8+9+10)	12	13	14	15	16=(12+13+14+15)	17=(11+16)	18=(6+17)	19	20	21	22=(19+20+21)	23	24	25	26	27=(23+24+25+26)	28	
Notice of Cash Allocation																												
MDS Check Issued	747,187.57	1,211,059.49	-	-	1,958,247.06	-	-	-	-	-	-	-	-	-	-	-	1,958,247.06	1,665,857.65	1,000.00	-	1,666,857.65	2,413,045.22	1,212,069.49	-	-	3,625,104.71		
Advice to Debit Account	1,514,523.07	959,203.01	-	1,185,170.61	3,658,896.69	-	-	-	-	-	-	-	-	-	-	-	3,658,896.69	1,197,484.36	17,301.34	-	1,214,785.70	2,712,007.43	978,504.35	-	1,185,170.61	4,873,682.39		
Working Fund (NCA Issued to BTr)	-	-	-	-	-	-	-	-	-	-	-	-	-	-	-	-	-	-	-	-	-	-	-	-	-	-	-	
Tax Remittance Advice Issued (TRA)	421,902.01	77,821.48	-	67,085.14	566,808.63	-	-	-	-	-	-	-	-	-	-	-	566,808.63	-	-	-	-	421,902.01	77,821.48	-	67,085.14	566,808.63		
Cash Disbursement Ceiling (CDC)	-	-	-	-	-	-	-	-	-	-	-	-	-	-	-	-	-	-	-	-	-	-	-	-	-	-	-	
Non-Cash Availment Authority (NCAA)	-	-	-	-	-	-	-	-	-	-	-	-	-	-	-	-	-	-	-	-	-	-	-	-	-	-	-	
Others (CDT, BTr Docs Stamp, etc.)	-	-	-	-	-	-	-	-	-	-	-	-	-	-	-	-	-	-	-	-	-	-	-	-	-	-	-	
<b>TOTAL</b>	<b>2,683,612.65</b>	<b>2,248,063.98</b>	<b>-</b>	<b>1,252,255.75</b>	<b>6,183,952.38</b>	<b>-</b>	<b>-</b>	<b>-</b>	<b>-</b>	<b>-</b>	<b>-</b>	<b>-</b>	<b>-</b>	<b>-</b>	<b>-</b>	<b>-</b>	<b>6,183,952.38</b>	<b>2,863,342.01</b>	<b>18,301.34</b>	<b>-</b>	<b>2,881,643.35</b>	<b>5,546,954.66</b>	<b>2,266,385.32</b>	<b>-</b>	<b>1,252,255.75</b>	<b>9,065,595.73</b>		

**SUMMARY:**

Total Disbursement Received	Previous Report	This Month	As of Date	Total Disbursement Program	Previous Report	This Month	As of Date
NCA	48,987,126.88	6,498,787.10	57,485,913.98	Less: Actual Disbursements	86,481,000.00	7,844,000.00	94,325,000.00
Working Fund	-	-	-	(Over) Under Spending	52,447,885.37	9,065,595.73	61,513,481.10
TRA	3,460,758.49	566,808.63	4,027,567.12		34,033,114.63	(1,221,585.73)	32,811,518.90
CDC	-	-	-				
NCAA	-	-	-				
Others (CDT, BTr Docs Stamp, etc.)	-	-	-				
Less: Notice of Transfer Allocation (NTA) issued	-	-	-				
Total Disbursements Authorities Available	52,447,885.37	9,065,595.73	61,513,481.10				
Less: Lapsed NCA Disbursements	-	-	-				
Balance of Disbursements Authorities as of to date	52,447,885.37	9,065,595.73	61,513,481.10				

Certified Correct  
  
 \_\_\_\_\_  
 ELFRED M. SUMANGSONG, CPA  
 Agency Chief Accountant  
 Date: \_\_\_\_\_

Approved by:  
  
 \_\_\_\_\_  
 FREDDIE C. MANINGO, Ph.D., CPA  
 Head of Agency  
 Date: \_\_\_\_\_