

Department : STATE UNIVERSITIES AND COLLEGES (SUCS)
 Agency : CENTRAL PHILIPPINES STATE UNIVERSITY (CPSU)
 Operating Unit :
 Organization Code (UACS) : 080630000000
 Funding Source Code (as clustered) : 106, 107

STATEMENT OF APPROVED BUDGET, UTILIZATIONS, DISBURSEMENTS AND BALANCES
 As of the Quarter Ending September 30, 2015

FAR No. 2


Particulars	UACS CODE	Approved Budget				Budget Utilization				Disbursements				BALANCES					
		Approved Budgeted Revenue	Adjustments (Reductions, Reductions, Realignments)	Adjusted Budgeted Revenue	5-(1)+(4)	1st Quarter Ending March 31	2nd Quarter Ending June 30	3rd Quarter Ending September 30	4th Quarter Ending December 31	Total	10-(6)+(7)+(8)+(9)	1st Quarter Ending March 31	2nd Quarter Ending June 30	3rd Quarter Ending September 30	4th Quarter Ending December 31	Total	Unutilized Budget	Unpaid Utilizations (10-15) + (17-18)	Net Yet Due and Demandable
Agency Approved Budget	1																		
1.1. Off-Budgetary Funds	1.06																		
1.1.1. Retained Income Funds																			
General Administration and Support	1000000000	17,750,669.11	-	17,750,669.11	1,182,001.08	1,097,865.28	1,626,968.46	-	3,906,824.82	1,182,001.08	1,097,865.28	1,626,968.46	-	3,906,824.82	13,843,844.29	-	-	-	
General Management and Supervision	5010000000	1,227,216.00	-	1,227,216.00	94,549.00	63,770.76	76,735.86	-	226,055.64	94,549.00	63,770.76	76,735.86	-	226,055.64	13,843,844.29	-	-	-	
MOOE	5020000000	9,292,422.61	-	9,292,422.61	980,554.58	834,407.02	1,314,331.83	-	3,129,293.43	980,554.58	834,407.02	1,314,331.83	-	3,129,293.43	992,180.36	-	-	-	
CO	5060000000	7,231,030.50	-	7,231,030.50	106,897.50	199,677.50	225,900.75	-	542,475.75	106,897.50	199,677.50	225,900.75	-	542,475.75	6,688,554.75	-	-	-	
Support to Operations	2000000000	6,998,465.39	-	6,998,465.39	568,237.32	399,339.45	665,364.03	-	1,632,930.80	568,237.32	399,339.45	665,364.03	-	1,632,930.80	5,305,534.59	-	-	-	
Auxiliary Services	2000100000	6,998,465.39	-	6,998,465.39	568,237.32	399,339.45	665,364.03	-	1,632,930.80	568,237.32	399,339.45	665,364.03	-	1,632,930.80	5,305,534.59	-	-	-	
PS	5010000000	70,000.00	-	70,000.00	15,000.00	9,000.00	12,000.00	-	36,000.00	15,000.00	9,000.00	12,000.00	-	36,000.00	34,000.00	-	-	-	
MOOE	5020000000	4,129,465.39	-	4,129,465.39	553,237.32	390,339.45	645,729.03	-	1,596,930.80	553,237.32	390,339.45	645,729.03	-	1,596,930.80	2,540,159.59	-	-	-	
CO	5060000000	2,799,000.00	-	2,799,000.00	-	-	7,625.00	-	7,625.00	-	-	7,625.00	-	7,625.00	2,791,375.00	-	-	-	
Operations	3000000000	139,642,369.86	-	139,642,369.86	13,451,722.04	13,403,432.87	25,306,303.98	-	52,161,458.89	13,451,722.04	13,403,432.87	25,306,303.98	-	52,161,458.89	87,480,900.97	-	-	-	
MFO 1 - Higher Education Services	3010000000	137,454,194.86	-	137,454,194.86	13,451,722.04	13,215,432.87	25,306,303.98	-	51,973,458.89	13,451,722.04	13,215,432.87	25,306,303.98	-	51,973,458.89	85,480,725.97	-	-	-	
PS	5010000000	4,987,500.00	-	4,987,500.00	1,067,404.01	1,208,818.93	1,270,034.54	-	3,546,257.48	1,067,404.01	1,208,818.93	1,270,034.54	-	3,546,257.48	4,141,644.52	-	-	-	
MOOE	5020000000	77,496,637.80	-	77,496,637.80	10,882,835.99	8,109,843.09	16,542,546.49	-	35,535,246.57	10,882,835.99	8,109,843.09	16,542,546.49	-	35,535,246.57	41,961,592.23	-	-	-	
CO	5060000000	54,969,427.06	-	54,969,427.06	1,501,482.04	3,896,770.85	7,493,702.95	-	12,891,955.84	1,501,482.04	3,896,770.85	7,493,702.95	-	12,891,955.84	42,877,501.22	-	-	-	
MFO 2 - Research Services	3020000000	1,143,350.00	-	1,143,350.00	-	-	-	-	-	-	-	-	-	-	1,143,350.00	-	-	-	
PS	5010000000	15,000.00	-	15,000.00	-	-	-	-	-	-	-	-	-	-	15,000.00	-	-	-	
MOOE	5020000000	713,350.00	-	713,350.00	-	-	-	-	-	-	-	-	-	-	713,350.00	-	-	-	
CO	5060000000	415,000.00	-	415,000.00	-	-	-	-	-	-	-	-	-	-	415,000.00	-	-	-	
MFO 3 - Technical Advisory Extension Services	3030000000	1,044,815.00	-	1,044,815.00	-	-	-	-	-	-	-	-	-	-	1,044,815.00	-	-	-	
PS	5010000000	10,000.00	-	10,000.00	-	-	-	-	-	-	-	-	-	-	10,000.00	-	-	-	
MOOE	5020000000	531,005.00	-	531,005.00	-	-	-	-	-	-	-	-	-	-	531,005.00	-	-	-	
CO	5060000000	503,810.00	-	503,810.00	-	-	-	-	-	-	-	-	-	-	503,810.00	-	-	-	
Sub-Total Retained Income Funds		164,391,694.36	-	164,391,694.36	15,201,960.84	14,900,627.60	27,598,626.47	-	57,701,214.51	15,201,960.84	14,900,627.60	27,598,626.47	-	57,701,214.51	106,692,279.95	-	-	-	
1.1.2. Revolving Funds	1.07																		
General Administration and Support	1000000000	-	-	-	-	-	-	-	-	-	-	-	-	-	-	-	-	-	-
General Management and Supervision	1000100000	-	-	-	-	-	-	-	-	-	-	-	-	-	-	-	-	-	-
PS	5010000000	-	-	-	-	-	-	-	-	-	-	-	-	-	-	-	-	-	-
MOOE	5020000000	-	-	-	-	-	-	-	-	-	-	-	-	-	-	-	-	-	-
CO	5060000000	-	-	-	-	-	-	-	-	-	-	-	-	-	-	-	-	-	-
Support to Operations	2000000000	1,669,544.00	-	1,669,544.00	46,680.00	112,267.60	137,383.50	-	296,421.10	46,680.00	112,267.60	137,383.50	-	296,421.10	1,371,122.90	-	-	-	
Auxiliary Services	2000100000	1,669,544.00	-	1,669,544.00	46,680.00	112,267.60	137,383.50	-	296,421.10	46,680.00	112,267.60	137,383.50	-	296,421.10	1,371,122.90	-	-	-	
PS	5010000000	-	-	-	-	-	-	-	-	-	-	-	-	-	-	-	-	-	-
MOOE	5020000000	-	-	-	-	-	-	-	-	-	-	-	-	-	-	-	-	-	-
CO	5060000000	-	-	-	-	-	-	-	-	-	-	-	-	-	-	-	-	-	-
Support to Operations	2000000000	1,569,544.00	-	1,569,544.00	46,680.00	77,337.60	137,383.50	-	261,421.10	46,680.00	77,337.60	137,383.50	-	261,421.10	1,308,122.90	-	-	-	
Auxiliary Services	2000100000	1,569,544.00	-	1,569,544.00	46,680.00	77,337.60	137,383.50	-	261,421.10	46,680.00	77,337.60	137,383.50	-	261,421.10	1,308,122.90	-	-	-	
PS	5010000000	-	-	-	-	-	-	-	-	-	-	-	-	-	-	-	-	-	-
MOOE	5020000000	-	-	-	-	-	-	-	-	-	-	-	-	-	-	-	-	-	-
CO	5060000000	-	-	-	-	-	-	-	-	-	-	-	-	-	-	-	-	-	-
Total		166,061,338.72	-	166,061,338.72	15,248,641.68	14,912,855.20	27,837,252.94	-	58,262,425.42	15,248,641.68	14,912,855.20	27,837,252.94	-	58,262,425.42	108,014,502.85	-	-	-	


STATEMENT OF APPROVED BUDGET UTILIZATIONS, DISBURSEMENTS AND BALANCES
As of the Quarter Ending September 30, 2015


FAR No. 2

Department : **STATE UNIVERSITIES AND COLLEGES (SUCS)**
Agency : **CENTRAL PHILIPPINES STATE UNIVERSITY (CPSU)**
Operating Unit :
Organization Code (UACS) : **080630000000**
Funding Source Code (as clustered) : **106, 107**

Particulars	UACS CODE	Approved Budget				Budget Utilization				Disbursements				BALANCES						
		Approved Budgeted Revenue	Adjustments (Additions, Reductions, Reassignments)	Adjusted Budgeted Revenue	5 = (3)-(4)	1st Quarter Ending March 31	2nd Quarter Ending June 30	3rd Quarter Ending September 30	4th Quarter Ending December 31	Total	10=(6)+(7)+(8)+(9)	11	12	13	14	Total	15=(11)+(12)+(13)+(14)	16=(5-10)	17	18
Operations																				
MFO 1 - Higher Education Services	300000000	1,444,330.00	-	1,444,330.00	-	86,730.00	83,775.00	190,039.35	-	369,544.35	86,730.00	83,775.00	190,039.35	-	369,544.35	1,084,785.55	-	-	-	-
PS	50100000 00	1,381,035.00	-	1,381,035.00	-	86,730.00	83,775.00	190,039.35	-	369,544.35	86,730.00	83,775.00	190,039.35	-	369,544.35	1,027,430.55	-	-	-	-
MOOE	50200000 00	1,370,248.00	-	1,370,248.00	-	86,730.00	83,775.00	190,039.35	-	369,544.35	86,730.00	83,775.00	190,039.35	-	369,544.35	1,010,703.65	-	-	-	-
CO	50600000 00	10,787.00	-	10,787.00	-	-	-	-	-	-	-	-	-	-	-	10,787.00	-	-	-	-
MFO 2 - Research Services	300000000	48,295.00	-	48,295.00	-	-	-	-	-	-	-	-	-	-	-	-	48,295.00	-	-	-
PS	50100000 00	48,295.00	-	48,295.00	-	-	-	-	-	-	-	-	-	-	-	-	48,295.00	-	-	-
MOOE	50200000 00	-	-	-	-	-	-	-	-	-	-	-	-	-	-	-	-	-	-	-
CO	50600000 00	-	-	-	-	-	-	-	-	-	-	-	-	-	-	-	-	-	-	-
MFO 3 - Technical Advisory Extension Services	300000000	15,000.00	-	15,000.00	-	-	-	-	-	-	-	-	-	-	-	-	-	15,000.00	-	-
PS	50100000 00	15,000.00	-	15,000.00	-	-	-	-	-	-	-	-	-	-	-	-	-	15,000.00	-	-
MOOE	50200000 00	-	-	-	-	-	-	-	-	-	-	-	-	-	-	-	-	-	-	-
CO	50600000 00	-	-	-	-	-	-	-	-	-	-	-	-	-	-	-	-	-	-	-
Sub-Total: Reverting Funds		3,113,874.00	-	3,113,874.00	-	132,410.00	136,132.00	327,422.65	-	655,965.45	132,410.00	136,132.00	327,422.65	-	655,965.45	2,427,909.55	-	-	-	-
GRAND TOTAL		167,205,368.36	-	167,205,368.36	-	15,334,370.44	15,096,786.20	27,235,644.32	-	54,317,179.96	15,334,370.44	15,096,786.20	27,235,644.32	-	54,317,179.96	109,144,184.40	-	-	-	-
PS	50100000 00	6,310,116.00	-	6,310,116.00	-	1,176,563.01	1,261,596.69	1,368,770.42	-	3,817,313.12	1,176,563.01	1,261,596.69	1,368,770.42	-	3,817,313.12	2,422,807.88	-	-	-	-
MOOE	50200000 00	95,166,167.80	-	95,166,167.80	-	12,549,037.89	9,522,222.16	18,630,050.20	-	40,901,310.25	12,549,037.89	9,522,222.16	18,630,050.20	-	40,901,310.25	54,294,857.55	-	-	-	-
CO	50600000 00	66,029,084.56	-	66,029,084.56	-	1,608,379.54	4,292,948.35	7,337,228.70	-	13,639,566.59	1,608,379.54	4,292,948.35	7,337,228.70	-	13,639,566.59	52,390,527.97	-	-	-	-
Reclassification by MFO		141,086,689.86	-	141,086,689.86	-	13,537,452.04	13,487,207.87	25,496,343.33	-	52,521,003.24	13,537,452.04	13,487,207.87	25,496,343.33	-	52,521,003.24	88,565,666.62	-	-	-	-
MFO 1	301000000	138,835,229.86	-	138,835,229.86	-	13,537,452.04	13,299,207.87	25,496,343.33	-	52,333,003.24	13,537,452.04	13,299,207.87	25,496,343.33	-	52,333,003.24	86,502,258.62	-	-	-	-
MFO 2	302000000	1,191,645.00	-	1,191,645.00	-	-	188,000.00	-	-	188,000.00	-	188,000.00	-	188,000.00	-	1,191,645.00	-	-	-	-
MFO 3	303000000	1,059,815.00	-	1,059,815.00	-	-	-	-	-	-	-	-	-	-	-	871,915.00	-	-	-	-
OF WHICH																				
Major Programs/Projects																				
KSA No. 2 - Poverty Reduction and Empowerment of the Poor and the Vulnerable		141,086,689.86	-	141,086,689.86	-	13,537,452.04	13,487,207.87	25,496,343.33	-	52,521,003.24	13,537,452.04	13,487,207.87	25,496,343.33	-	52,521,003.24	88,565,666.62	-	-	-	-
Program Budgeting																				
MPP																				

Certified Correct: 
VICENTE M. TRIO, JR.
Administrative Officer V
(Budget Officer)
Date: 10/30/15

Certified Correct: 
ALFREDO M. SIRONGSONG, CPA
Accountant III
Date: 10/30/15

Recommending Approval: 
HENRY C. BOLINAS, MPA
Chief Administrative Officer
Vice President for Administration and Finance
Date: _____

Approved By: 
FREDDIE C. MANINGO, Ph. D., CPA
SUC President I
Date: _____