

STATEMENT OF APPROVED BUDGET, UTILIZATIONS, DISBURSEMENTS AND BALANCES
As of June 30, 2016

Department: State Universities and Colleges (SUCs)

Agency: Central Philippines State University

Operating Unit: N/A

Organization Code (UACS): 080630000000


PARTICULARS	UACS CODE	APPROVED BUDGET			BUDGET UTILIZATION					DISBURSEMENTS					BALANCES			
		Approved Budgeted Revenue	Adjustments (Additions, Reduction, Realignment)	Adjusted Budgeted Revenue	1st Quarter Ending March 31	2nd Quarter Ending June 30	3rd Quarter Ending Sept. 30	4th Quarter Ending Dec. 31	Total	1st Quarter Ending March 31	2nd Quarter Ending June 30	3rd Quarter Ending Sept. 30	4th Quarter Ending Dec. 31	Total	Unutilized Budget	Unpaid Utilizations		
																Due and Demandable / Accounts Payable	Not Yet Due and Demandable	
1	2	3	4	5=[3+(-)4]	6	7	8	9	10=(6+7+8+9)	11	12	13	14	15=(11+12+13+14)	16=(5-10)	17	18	
I. Agency Approved Budget																		
Internally Generated Income	05206441	147,937,926.40		147,937,926.40	19,049,194.71	15,211,236.08			34,260,430.79	19,049,194.71	15,211,236.08			34,260,430.79	113,677,495.61			
General Administration and Support	0000010000000000	12,603,540.00		12,603,540.00	766,850.61	1,268,974.53			2,035,825.14	766,850.61	1,268,974.53			2,035,825.14	10,567,714.86			
General Management and Supervision	1030010001000000	12,603,540.00		12,603,540.00	766,850.61	1,268,974.53			2,035,825.14	766,850.61	1,268,974.53			2,035,825.14	10,567,714.86			
PS		538,484.00		538,484.00	38,174.52	56,873.52			95,048.04	38,174.52	56,873.52			95,048.04	443,435.96			
MOOE		7,544,896.00		7,544,896.00	728,676.09	958,328.01			1,687,004.10	728,676.09	958,328.01			1,687,004.10	5,857,891.90			
CO		4,520,160.00		4,520,160.00		253,773.00			253,773.00		253,773.00			253,773.00	4,266,387.00			
Support to Operations	0000020000000000	7,569,820.32		7,569,820.32	381,273.59	487,632.52			868,906.11	381,273.59	487,632.52			868,906.11	6,700,914.21			
Auxiliary Services	2640020001000000	7,569,820.32		7,569,820.32	381,273.59	487,632.52			868,906.11	381,273.59	487,632.52			868,906.11	6,700,914.21			
MOOE		5,394,033.32		5,394,033.32	381,273.59	487,632.52			868,906.11	381,273.59	487,632.52			868,906.11	4,525,127.21			
CO		2,175,787.00		2,175,787.00											2,175,787.00			
Operations	0000030000000000	127,764,566.08		127,764,566.08	17,901,070.51	13,454,629.03			31,355,699.54	17,901,070.51	13,454,629.03			31,355,699.54	96,408,866.54			
MFO 1: HIGHER EDUCATION SERVICES	0000030100000000	125,777,741.08		125,777,741.08	17,901,070.51	13,454,629.03			31,355,699.54	17,901,070.51	13,454,629.03			31,355,699.54	94,422,041.54			
Provision of Higher Education Services including P8,666,000 for Scholarships of Poor and Deserving Students (Expanded Students' Grants-in-Aid Program for Poverty Alleviation-ESGP-PA) and P7,400,000 for Tulong Dunong	2640030101000000	125,777,741.08		125,777,741.08	17,901,070.51	13,454,629.03			31,355,699.54	17,901,070.51	13,454,629.03			31,355,699.54	94,422,041.54			
PS		5,762,800.00		5,762,800.00	951,594.39	1,323,310.29			2,274,904.68	951,594.39	1,323,310.29			2,274,904.68	3,487,895.32			
MOOE		76,363,157.18		76,363,157.18	12,297,261.81	8,307,660.79			20,604,922.60	12,297,261.81	8,307,660.79			20,604,922.60	55,758,234.58			
CO		43,651,783.90		43,651,783.90	4,652,214.31	3,823,657.95			8,475,872.26	4,652,214.31	3,823,657.95			8,475,872.26	35,175,911.64			
MFO 2: RESEARCH SERVICES	0000030200000000	1,088,570.00		1,088,570.00											1,088,570.00			
Conduct of Research Services	2670030201000000	1,088,570.00		1,088,570.00											1,088,570.00			
PS		15,000.00		15,000.00											15,000.00			
MOOE		908,570.00		908,570.00											908,570.00			
CO		165,000.00		165,000.00											165,000.00			
MFO 3: TECHNICAL ADVISORY EXTENSION SERVICES	0000030300000000	898,255.00		898,255.00											898,255.00			
Provision of Extension Services	2650030301000000	898,255.00		898,255.00											898,255.00			
PS		10,000.00		10,000.00											10,000.00			
MOOE		630,215.00		630,215.00											630,215.00			
CO		258,040.00		258,040.00											258,040.00			
GRAND TOTAL		147,937,926.40		147,937,926.40	19,049,194.71	15,211,236.08			34,260,430.79	19,049,194.71	15,211,236.08			34,260,430.79	113,677,495.61			
PS		6,326,284.00		6,326,284.00	989,768.91	1,380,183.81			2,369,952.72	989,768.91	1,380,183.81			2,369,952.72	3,956,331.28			
MOOE		90,840,871.50		90,840,871.50	13,407,211.49	9,753,621.32			23,160,832.81	13,407,211.49	9,753,621.32			23,160,832.81	67,680,038.69			
FinEx																		
CO		50,770,770.90		50,770,770.90	4,652,214.31	4,077,430.95			8,729,645.26	4,652,214.31	4,077,430.95			8,729,645.26	42,041,125.64			

Certified Correct:

Certified Correct:


Recommended By:

Approved By:


Trio, Vicente Jr. Mobillon


Agency Budget Officer

Date: 01/Nov/2016


ELFRED M. SUMMONSONG

Agency Chief Accountant

Date:


Badajos, Marc Alexei Caesar Belasoto

Director, FMS

Date: 01/Nov/2016


Maningo, Freddie

Head of Agency or Authorized
Representative

Date: 01/Nov/2016