

**SUMMARY OF APPROVED BUDGET, UTILIZATIONS, DISBURSEMENTS AND BALANCES BY OBJECT OF EXPENDITURES**  
(For Off-Budgetary Funds)

As at the Quarter Ending September 30, 2021

Department : State Universities and Colleges (SUCs)  
 Agency/Entity : Central Philippines State University  
 Operating Unit : < not applicable >  
 Organization Code (UAACS) : 08 063 0000000  
 Fund Cluster : 05 Internally Generated Funds  
 (e.g. UAACS Fund Cluster, 05-Internally Generated Funds and 06-Business Related Funds)

UAACS CODE	Particulars	Approved Budget			Utilizations				Disbursements				Unutilized Budget	
		Approved Budgeted Revenue	Adjustments (Reductions, Modifications)	6-(3+4)	1st Quarter Ending March 31	2nd Quarter Ending June 30	3rd Quarter Ending Sept. 30	4th Quarter Ending Dec. 31	Total	1st Quarter Ending March 31	2nd Quarter Ending June 30	3rd Quarter Ending Sept. 30		4th Quarter Ending Dec. 31
1	2	3	4	5	6	7	8	9	10-(6+7+8+9)	11	12	13	14	15=(11)-(12+13+14)
<b>SUMMARY</b>														
A. AGENCY SPECIFIC FUNDS														
5010000000	Personal Services	6,510,000.00	0.00	6,510,000.00	2,020,750.00	1,354,125.00	2,209,150.00	0.00	5,584,625.00	2,020,750.00	1,301,000.00	2,262,875.00	0.00	5,584,625.00
5010000000	Other Compensation	6,510,000.00	0.00	6,510,000.00	2,020,750.00	1,354,125.00	2,209,150.00	0.00	5,584,625.00	2,020,750.00	1,301,000.00	2,262,875.00	0.00	5,584,625.00
5010000000	Home Allowance	6,510,000.00	0.00	6,510,000.00	2,020,750.00	1,354,125.00	2,209,150.00	0.00	5,584,625.00	2,020,750.00	1,301,000.00	2,262,875.00	0.00	5,584,625.00
5010000000	Maintenance and Other Operating Expenses	110,275,000.00	0.00	110,275,000.00	15,761,714.66	21,110,756.28	21,743,039.15	0.00	62,554,567.62	15,761,714.66	25,892,034.76	21,720,150.00	0.00	62,554,567.62
5020100000	Traveling Expenses - Local	2,450,000.00	0.00	2,450,000.00	33,660.00	79,030.00	151,925.00	0.00	304,035.00	33,660.00	79,030.00	151,925.00	0.00	304,035.00
5020100000	Traveling Expenses - Foreign	150,000.00	0.00	150,000.00	0.00	0.00	0.00	0.00	0.00	0.00	0.00	0.00	0.00	0.00
5020200000	Traveling Expenses - Foreign	3,700,000.00	0.00	3,700,000.00	435,533.00	748,362.79	315,861.00	0.00	1,499,756.79	435,533.00	647,827.79	388,696.00	0.00	1,499,756.79
5020300000	Traveling and Scholarship Expenses	3,300,000.00	0.00	3,300,000.00	334,533.00	576,230.79	315,861.00	0.00	1,226,624.79	334,533.00	536,720.79	333,836.00	0.00	1,226,624.79
5020300000	Training Expenses	400,000.00	0.00	400,000.00	105,000.00	146,132.00	315,861.00	0.00	567,000.00	105,000.00	111,132.00	36,000.00	0.00	567,000.00
5020300000	Scholarship Grants/Expenses	400,000.00	0.00	400,000.00	105,000.00	146,132.00	315,861.00	0.00	567,000.00	105,000.00	111,132.00	36,000.00	0.00	567,000.00
5020300000	Scholarship Grants/Expenses	24,275,000.00	0.00	24,275,000.00	4,534,498.33	4,200,251.02	5,977,069.43	0.00	14,712,358.38	4,534,498.33	4,137,629.02	5,980,556.43	0.00	14,712,358.38
5020300000	Supplies and Materials Expenses	6,500,000.00	0.00	6,500,000.00	1,946,500.00	1,446,392.50	1,035,748.50	0.00	4,428,641.00	1,946,500.00	1,446,392.50	1,035,748.50	0.00	4,428,641.00
5020300000	Office Supplies Expenses	2,000,000.00	0.00	2,000,000.00	1,327,916.00	291,875.00	284,748.50	0.00	1,904,539.50	1,327,916.00	291,875.00	284,748.50	0.00	1,904,539.50
5020300000	ICT Office Supplies	4,500,000.00	0.00	4,500,000.00	668,672.00	1,154,417.50	800,998.00	0.00	2,624,087.50	668,672.00	1,142,417.50	800,998.00	0.00	2,624,087.50
5020300000	Office Supplies Expenses	130,000.00	0.00	130,000.00	0.00	0.00	27,333.00	0.00	27,333.00	0.00	0.00	27,333.00	0.00	27,333.00
5020300000	Accountable Forms Expenses	130,000.00	0.00	130,000.00	0.00	0.00	27,333.00	0.00	27,333.00	0.00	0.00	27,333.00	0.00	27,333.00
5020300000	Non-Accountable Forms Expenses	190,000.00	0.00	190,000.00	0.00	0.00	3.00	0.00	3.00	0.00	0.00	3.00	0.00	3.00
5020300000	Non-Administrative Forms Expenses	1,200,000.00	1,000,000.00	2,200,000.00	276,160.00	783,229.00	685,115.00	0.00	1,644,504.00	276,160.00	783,229.00	685,115.00	0.00	1,644,504.00
5020300000	Annual/Quarterly Supplier Expenses													

This report was generated using the Unified Reporting System on 28/10/2021 09:37, version FAR2A.1.1, Status: SUBMITTED

Department : State Universities and Colleges (SUCs)  
 Agency/Entity : Central Philippines State University  
 Operating Unit : < not applicable >  
 Organization Code (UACS) : 08 063 0000000  
 Fund Cluster : 05 Internally Generated Funds

(e.g. UACS Fund Cluster, 05-Internally Generated Funds and 06-Business Related Funds)

Particulars	UACS CODE	Approved Budget				Utilizations				Disbursements				TOTAL	Unutilized Budget
		Approved Budgeted Revenue	Adjustments (Reductions/Modifications)	Adjusted Budgeted Revenue	1st Quarter Ending March 31	2nd Quarter Ending June 30	3rd Quarter Ending Sept. 30	4th Quarter Ending Dec. 31	Total	1st Quarter Ending March 31	2nd Quarter Ending June 30	3rd Quarter Ending Sept. 30	4th Quarter Ending Dec. 31		
<b>SUMMARY</b>	<b>2</b>	<b>3</b>	<b>4</b>	<b>5=3+(4)</b>	<b>6</b>	<b>7</b>	<b>8</b>	<b>9</b>	<b>10=(6+7+8+9)</b>	<b>11</b>	<b>12</b>	<b>13</b>	<b>14</b>	<b>15=(11+12+13+14)</b>	
A. AGENCY SPECIFIC BUDGET															
Animal/Ecological Supplies Expenses	5020394020	1,000,000.00	1,000,000.00	2,500,000.00	278,160.00	748,426.00	385,719.00	793,229.00	2,185,534.00	278,160.00	793,229.00	465,118.00	1,676,527.00	1,965,706.00	232,292.00
Drugs and Medicines Expenses	5020397000	800,000.00	0.00	800,000.00	107,162.00	4,705.00	4,705.00	0.00	111,867.00	107,162.00	4,705.00	0.00	111,867.00	111,867.00	688,133.00
Drugs and Medicines Expenses	5020397000	800,000.00	0.00	800,000.00	107,162.00	4,705.00	4,705.00	0.00	111,867.00	107,162.00	4,705.00	0.00	111,867.00	111,867.00	688,133.00
Medical Dental and Laboratory Supplies Expenses	5020398000	500,000.00	0.00	500,000.00	14,005.00	0.00	1,745.00	0.00	15,750.00	14,005.00	1,745.00	0.00	15,750.00	15,750.00	484,250.00
Medical Dental and Laboratory Supplies Expenses	5020398000	500,000.00	0.00	500,000.00	14,005.00	0.00	1,745.00	0.00	15,750.00	14,005.00	1,745.00	0.00	15,750.00	15,750.00	484,250.00
Medical Dental and Laboratory Supplies Expenses	5020398000	500,000.00	0.00	500,000.00	14,005.00	0.00	1,745.00	0.00	15,750.00	14,005.00	1,745.00	0.00	15,750.00	15,750.00	484,250.00
Fuel Oil and Lubricants Expenses	5020399000	1,500,000.00	0.00	1,500,000.00	296,411.85	486,327.72	775,433.58	2,000,000.00	3,558,183.15	296,411.85	486,327.72	775,433.58	2,000,000.00	3,558,183.15	83,816.85
Fuel Oil and Lubricants Expenses	5020399000	1,500,000.00	0.00	1,500,000.00	296,411.85	486,327.72	775,433.58	2,000,000.00	3,558,183.15	296,411.85	486,327.72	775,433.58	2,000,000.00	3,558,183.15	83,816.85
Fuel Oil and Lubricants Expenses	5020399000	1,500,000.00	0.00	1,500,000.00	296,411.85	486,327.72	775,433.58	2,000,000.00	3,558,183.15	296,411.85	486,327.72	775,433.58	2,000,000.00	3,558,183.15	83,816.85
Agricultural and Marine Supplies Expenses	5020310000	155,000.00	55,000.00	210,000.00	7,790.00	190,400.00	14,400.00	0.00	202,190.00	7,790.00	190,400.00	14,400.00	0.00	202,190.00	16,810.00
Agricultural and Marine Supplies Expenses	5020310000	155,000.00	55,000.00	210,000.00	7,790.00	190,400.00	14,400.00	0.00	202,190.00	7,790.00	190,400.00	14,400.00	0.00	202,190.00	16,810.00
Agricultural and Marine Supplies Expenses	5020310000	155,000.00	55,000.00	210,000.00	7,790.00	190,400.00	14,400.00	0.00	202,190.00	7,790.00	190,400.00	14,400.00	0.00	202,190.00	16,810.00
Self-Expendable Machinery and Equipment Expenses	5020321000	3,300,000.00	135,000.00	3,435,000.00	484,783.00	396,200.00	589,242.00	0.00	1,470,225.00	484,783.00	396,200.00	589,242.00	0.00	1,470,225.00	2,107,775.00
Self-Expendable Machinery and Equipment Expenses	5020321000	3,300,000.00	135,000.00	3,435,000.00	484,783.00	396,200.00	589,242.00	0.00	1,470,225.00	484,783.00	396,200.00	589,242.00	0.00	1,470,225.00	2,107,775.00
Self-Expendable Machinery and Equipment Expenses	5020321000	3,300,000.00	135,000.00	3,435,000.00	484,783.00	396,200.00	589,242.00	0.00	1,470,225.00	484,783.00	396,200.00	589,242.00	0.00	1,470,225.00	2,107,775.00
Office Equipment	5020321003	1,500,000.00	0.00	1,500,000.00	167,601.00	292,890.00	193,940.00	0.00	654,431.00	167,601.00	292,890.00	193,940.00	0.00	654,431.00	840,569.00
Office Equipment	5020321003	1,500,000.00	0.00	1,500,000.00	167,601.00	292,890.00	193,940.00	0.00	654,431.00	167,601.00	292,890.00	193,940.00	0.00	654,431.00	840,569.00
Office Equipment	5020321003	1,500,000.00	0.00	1,500,000.00	167,601.00	292,890.00	193,940.00	0.00	654,431.00	167,601.00	292,890.00	193,940.00	0.00	654,431.00	840,569.00
Information and Communications Technology Equipment	5020321004	200,000.00	0.00	200,000.00	54,600.00	0.00	17,310.00	0.00	71,910.00	54,600.00	0.00	17,310.00	0.00	71,910.00	128,090.00
Information and Communications Technology Equipment	5020321004	200,000.00	0.00	200,000.00	54,600.00	0.00	17,310.00	0.00	71,910.00	54,600.00	0.00	17,310.00	0.00	71,910.00	128,090.00
Information and Communications Technology Equipment	5020321004	200,000.00	0.00	200,000.00	54,600.00	0.00	17,310.00	0.00	71,910.00	54,600.00	0.00	17,310.00	0.00	71,910.00	128,090.00
Communications Equipment	5020321007	150,000.00	0.00	150,000.00	58,000.00	88,000.00	103,900.00	0.00	249,900.00	58,000.00	88,000.00	103,900.00	0.00	249,900.00	49,100.00
Communications Equipment	5020321007	150,000.00	0.00	150,000.00	58,000.00	88,000.00	103,900.00	0.00	249,900.00	58,000.00	88,000.00	103,900.00	0.00	249,900.00	49,100.00
Communications Equipment	5020321007	150,000.00	0.00	150,000.00	58,000.00	88,000.00	103,900.00	0.00	249,900.00	58,000.00	88,000.00	103,900.00	0.00	249,900.00	49,100.00
Disaster Response and Rescue Equipment	5020321010	150,000.00	0.00	150,000.00	56,310.00	0.00	79,500.00	0.00	135,810.00	56,310.00	0.00	79,500.00	0.00	135,810.00	14,190.00
Disaster Response and Rescue Equipment	5020321010	150,000.00	0.00	150,000.00	56,310.00	0.00	79,500.00	0.00	135,810.00	56,310.00	0.00	79,500.00	0.00	135,810.00	14,190.00
Disaster Response and Rescue Equipment	5020321010	150,000.00	0.00	150,000.00	56,310.00	0.00	79,500.00	0.00	135,810.00	56,310.00	0.00	79,500.00	0.00	135,810.00	14,190.00
Medical Equipment	5020321012	50,000.00	0.00	50,000.00	47,894.00	0.00	0.00	0.00	47,894.00	47,894.00	0.00	0.00	0.00	47,894.00	2,106.00
Medical Equipment	5020321012	50,000.00	0.00	50,000.00	47,894.00	0.00	0.00	0.00	47,894.00	47,894.00	0.00	0.00	0.00	47,894.00	2,106.00
Medical Equipment	5020321012	50,000.00	0.00	50,000.00	47,894.00	0.00	0.00	0.00	47,894.00	47,894.00	0.00	0.00	0.00	47,894.00	2,106.00
Sports Equipment	5020321013	150,000.00	0.00	150,000.00	1,950.00	0.00	0.00	0.00	1,950.00	1,950.00	0.00	0.00	0.00	1,950.00	148,050.00
Sports Equipment	5020321013	150,000.00	0.00	150,000.00	1,950.00	0.00	0.00	0.00	1,950.00	1,950.00	0.00	0.00	0.00	1,950.00	148,050.00
Sports Equipment	5020321013	150,000.00	0.00	150,000.00	1,950.00	0.00	0.00	0.00	1,950.00	1,950.00	0.00	0.00	0.00	1,950.00	148,050.00
Technical and Scientific Equipment	5020321099	150,000.00	95,000.00	245,000.00	93,803.00	0.00	148,300.00	0.00	242,103.00	93,803.00	0.00	148,300.00	0.00	242,103.00	3,897.00
Technical and Scientific Equipment	5020321099	150,000.00	95,000.00	245,000.00	93,803.00	0.00	148,300.00	0.00	242,103.00	93,803.00	0.00	148,300.00	0.00	242,103.00	3,897.00
Technical and Scientific Equipment	5020321099	150,000.00	95,000.00	245,000.00	93,803.00	0.00	148,300.00	0.00	242,103.00	93,803.00	0.00	148,300.00	0.00	242,103.00	3,897.00
Other Machinery and Equipment	5020322000	3,400,000.00	0.00	3,400,000.00	793,227.50	571,377.70	941,839.00	0.00	2,306,444.20	793,227.50	571,377.70	941,839.00	0.00	2,306,444.20	1,093,555.80
Other Machinery and Equipment	5020322000	3,400,000.00	0.00	3,400,000.00	793,227.50	571,377.70	941,839.00	0.00	2,306,444.20	793,227.50	571,377.70	941,839.00	0.00	2,306,444.20	1,093,555.80
Other Machinery and Equipment	5020322000	3,400,000.00	0.00	3,400,000.00	793,227.50	571,377.70	941,839.00	0.00	2,306,444.20	793,227.50	571,377.70	941,839.00	0.00	2,306,444.20	1,093,555.80
Self-Expendable Furniture, Fixtures and Books Expenses	5020420000	600,000.00	0.00	600,000.00	171,760.00	124,516.84	0.00	0.00	313,276.84	171,760.00	124,516.84	0.00	0.00	313,276.84	286,723.16
Self-Expendable Furniture, Fixtures and Books Expenses	5020420000	600,000.00	0.00	600,000.00	171,760.00	124,516.84	0.00	0.00	313,276.84	171,760.00	124,516.84	0.00	0.00	313,276.84	286,723.16
Self-Expendable Furniture, Fixtures and Books Expenses	5020420000	600,000.00	0.00	600,000.00	171,760.00	124,516.84	0.00	0.00	313,276.84	171,760.00	124,516.84	0.00	0.00	313,276.84	286,723.16
Furniture and Fixtures	5020420001	2,800,000.00	0.00	2,800,000.00	715,227.50	399,877.70	917,532.00	0.00	2,032,637.20	715,227.50	399,877.70	917,532.00	0.00	2,032,637.20	767,362.80
Furniture and Fixtures	5020420001	2,800,000.00	0.00	2,800,000.00	715,227.50	399,877.70	917,532.00	0.00	2,032,637.20	715,227.50	399,877.70	917,532.00	0.00	2,032,637.20	767,362.80
Furniture and Fixtures	5020420001	2,800,000.00	0.00	2,800,000.00	715,227.50	399,877.70	917,532.00	0.00	2,032,637.20	715,227.50	399,877.70	917,532.00	0.00	2,032,637.20	767,362.80
Books	5020420002	6,000,000.00	0.00	6,000,000.00	92,411.56	323,849.10	1,643,650.25	0.00	2,559,910.91	92,411.56	323,849.10	1,643,650.25	0.00	2,559,910.91	3,440,089.09
Books	5020420002	6,000,000.00	0.00	6,000,000.00	92,411.56	323,849.10	1,643,650.25	0.00	2,559,910.91	92,411.56	323,849.10	1,643,650.25	0.00	2,559,910.91	3,440,089.09
Books	5020420002	6,000,000.00	0.00	6,000,000.00	92,411.56	323,849.10	1,643,650.25	0.00	2,559,910.91	92,411.56	323,849.10	1,643,650.25	0.00	2,559,910.91	3,440,089.09
Other Supplies and Materials Expenses	5020420003	6,000,000.00	0.00	6,000,000.00	323,849.10	182,027.84	1,643,650.25	0.00	2,149,527.19	323,849.10	182,027.84	1,643,650.25	0.00	2,149,527.19	3,850,472.81
Other Supplies and Materials Expenses	5020420003														

Department: State Universities and Colleges (SUCs)  
 Agency/Entity: Central Philippines State University  
 Operating Unit: \* not applicable \*  
 Organization Code (IACS): 08 063 000000  
 Fund Cluster: 05 Internally Generated Funds  
 (e.g. IACS Fund Cluster: 05 Internally Generated Funds and 06-Business Related Funds)

IACS CODE	Particulars	Approved Budget				Utilizations				Disbursements				TOTAL	Unliquid Budget
		Approved Budgeted Revenue	Adjustments (Reductions/Modifications)	Budgeted Revenue	1st Quarter Ending March 31	2nd Quarter Ending June 30	3rd Quarter Ending Sept. 30	4th Quarter Ending Dec. 31	Total	1st Quarter Ending March 31	2nd Quarter Ending June 30	3rd Quarter Ending Sept. 30	4th Quarter Ending Dec. 31		
2	1	3	4	5=(3+4)	6	7	8	9	10=(6+7+8+9)	11	12	13	14	15=(11+12+13+14)	16 (15 16)
<b>SUMMARY</b>															
A. AGENCY SPC/HC BUDGET															
521305000	Repairs and Maintenance - Machinery and Equipment	185,000.00	25,000.00	210,000.00	182,620.00	87,615.00	55,045.00	0.00	305,441.00	182,620.00	67,815.00	55,045.00	0.00	305,441.00	185,000.00
521305002	Office Equipment	185,000.00	0.00	185,000.00	95,000.00	15,700.00	2,340.00	0.00	105,450.00	95,000.00	16,700.00	2,340.00	0.00	105,450.00	185,000.00
521305003	Information and Communication Technology Equipment	150,000.00	0.00	150,000.00	31,300.00	0.00	43,610.00	0.00	74,910.00	31,300.00	0.00	43,610.00	0.00	74,910.00	150,000.00
521305004	Agriculture and Forestry Equipment	100,000.00	25,000.00	125,000.00	43,200.00	71,115.00	9,066.00	0.00	123,321.00	43,200.00	71,115.00	9,066.00	0.00	123,321.00	100,000.00
521305007	Communication Equipment	5,000.00	0.00	5,000.00	1,900.00	0.00	0.00	0.00	1,900.00	1,900.00	0.00	0.00	0.00	1,900.00	5,000.00
521305008	Motor Vehicle	2,500,000.00	(188,000.00)	2,312,000.00	184,165.00	203,292.00	381,827.80	0.00	759,354.00	184,165.00	203,292.00	381,827.80	0.00	759,354.00	2,500,000.00
521305011	Repairs and Maintenance - Small Expendable Machinery and Equipment	2,500,000.00	(188,000.00)	2,312,000.00	184,165.00	203,292.00	381,827.80	0.00	759,354.00	184,165.00	203,292.00	381,827.80	0.00	759,354.00	2,500,000.00
521305012	Motor Vehicle	15,000.00	0.00	15,000.00	3,500.00	500.00	71,000.00	0.00	77,500.00	3,500.00	500.00	71,000.00	0.00	77,500.00	15,000.00
521305014	Office Equipment	5,000.00	0.00	5,000.00	3,000.00	0.00	64,410.00	0.00	64,410.00	3,000.00	0.00	64,410.00	0.00	64,410.00	5,000.00
521305015	Agriculture and Forestry Equipment	15,000.00	0.00	15,000.00	3,000.00	0.00	0.00	0.00	3,000.00	3,000.00	0.00	0.00	0.00	3,000.00	15,000.00
521305016	Other Machinery and Equipment	0.00	0.00	0.00	0.00	0.00	0.00	0.00	0.00	0.00	0.00	0.00	0.00	0.00	0.00
521305017	Repairs and Maintenance - Small Expendable Furniture, Fixtures and Rook	0.00	0.00	0.00	0.00	0.00	0.00	0.00	0.00	0.00	0.00	0.00	0.00	0.00	0.00
521305018	Furniture and Fixtures	0.00	0.00	0.00	0.00	0.00	0.00	0.00	0.00	0.00	0.00	0.00	0.00	0.00	0.00
521305019	Repairs and Maintenance - Other Property, Plant and Equipment	0.00	0.00	0.00	0.00	0.00	0.00	0.00	0.00	0.00	0.00	0.00	0.00	0.00	0.00
521305020	Other Property, Plant and Equipment	0.00	0.00	0.00	0.00	0.00	0.00	0.00	0.00	0.00	0.00	0.00	0.00	0.00	0.00
521305021	Tax, Insurance Premiums and Other Fees	150,000.00	0.00	150,000.00	55,000.00	0.00	38,866.00	0.00	93,866.00	55,000.00	0.00	38,866.00	0.00	93,866.00	150,000.00
521305022	Taxes, Duties and Licenses	150,000.00	0.00	150,000.00	55,000.00	0.00	38,866.00	0.00	93,866.00	55,000.00	0.00	38,866.00	0.00	93,866.00	150,000.00
521305023	Taxes, Duties and Licenses	25,000,000.00	0.00	25,000,000.00	5,111,650.00	5,625,888.94	6,281,238.24	0.00	17,022,966.00	5,111,650.00	5,625,888.94	6,281,238.24	0.00	17,022,966.00	25,000,000.00
521305024	Labor and Wages	25,000,000.00	0.00	25,000,000.00	5,111,650.00	5,625,888.94	6,281,238.24	0.00	17,022,966.00	5,111,650.00	5,625,888.94	6,281,238.24	0.00	17,022,966.00	25,000,000.00
521305025	Labor and Wages	6,000,000.00	0.00	6,000,000.00	2,051,040.00	512,500.00	437,627.00	0.00	2,999,167.00	2,051,040.00	512,500.00	437,627.00	0.00	2,999,167.00	6,000,000.00
521305026	Other Maintenance and Operating Expenses	3,500,000.00	0.00	3,500,000.00	640,300.00	482,634.00	417,271.00	0.00	1,539,205.00	640,300.00	482,634.00	417,271.00	0.00	1,539,205.00	3,500,000.00
521305027	Renovation Expenses	3,500,000.00	0.00	3,500,000.00	640,300.00	482,634.00	417,271.00	0.00	1,539,205.00	640,300.00	482,634.00	417,271.00	0.00	1,539,205.00	3,500,000.00
521305028	Transportation and Delivery Expenses	80,000.00	(6,000.00)	74,000.00	7,500.00	20,000.00	15,000.00	0.00	42,500.00	7,500.00	20,000.00	15,000.00	0.00	42,500.00	80,000.00
521305029	Transportation and Delivery Expenses	80,000.00	(6,000.00)	74,000.00	7,500.00	20,000.00	15,000.00	0.00	42,500.00	7,500.00	20,000.00	15,000.00	0.00	42,500.00	80,000.00
521305030	Library and Other Reading Material Subscription Expenses	2,000,000.00	0.00	2,000,000.00	355,200.00	0.00	0.00	0.00	355,200.00	355,200.00	0.00	0.00	0.00	355,200.00	2,000,000.00
521305031	Other Maintenance and Operating Expenses	2,000,000.00	0.00	2,000,000.00	355,200.00	0.00	0.00	0.00	355,200.00	355,200.00	0.00	0.00	0.00	355,200.00	2,000,000.00
521305032	Other Maintenance and Operating Expenses	2,000,000.00	0.00	2,000,000.00	355,200.00	0.00	0.00	0.00	355,200.00	355,200.00	0.00	0.00	0.00	355,200.00	2,000,000.00
521305033	Other Maintenance and Operating Expenses	0.00	0.00	0.00	0.00	0.00	0.00	0.00	0.00	0.00	0.00	0.00	0.00	0.00	0.00
521305034	Other Maintenance and Operating Expenses	0.00	0.00	0.00	0.00	0.00	0.00	0.00	0.00	0.00	0.00	0.00	0.00	0.00	0.00
521305035	Other Maintenance and Operating Expenses	0.00	0.00	0.00	0.00	0.00	0.00	0.00	0.00	0.00	0.00	0.00	0.00	0.00	0.00

Department : State Universities and Colleges (SUCs)  
 Agency/Entity : Central Philippines State University  
 Operating Unit : < not applicable >  
 Organization Code (UACS) : 08 083 0000000  
 Fund Cluster : 05 Internally Generated Funds  
 (e.g. UACS Fund Cluster 05-Internally Generated Funds and 06-Business Related Funds)

Summary	Particulars	UACS CODE	Approved Budget				Utilizations				Unutilizations						
			Approved Budgeted Revenue	Adjustments (Revisions, Modifications)	Adjusted Budgeted Revenue	5=(3+4+5)	1st Quarter Ending March 31	2nd Quarter Ending June 30	3rd Quarter Ending Sept. 30	4th Quarter Ending Dec. 31	Total	1st Quarter Ending March 31	2nd Quarter Ending June 30	3rd Quarter Ending Sept. 30	4th Quarter Ending Dec. 31	TOTAL	Unutilized Budget
<b>AGENCY SPECIFIC BUDGET</b>																	
Housing and Other Services		502051000	15,000.00	0.00	15,000.00	2,440.00	615.00	4,165.00	0.00	7,410.00	2,440.00	615.00	4,165.00	7,410.00	0.00	0.00	
Transportation and Other Services		502052000	60,000.00	0.00	60,000.00	12,000.00	30,500.51	34,702.49	0.00	82,744.00	17,588.53	30,500.51	34,702.49	82,744.00	0.00	0.00	
Telephone Expenses		502050001	60,000.00	0.00	60,000.00	12,000.00	30,500.51	34,702.49	0.00	82,744.00	17,588.53	30,500.51	34,702.49	82,744.00	0.00	0.00	
Holds		502050006	6,000.00	0.00	6,000.00	4,985.00	484,426.62	545,324.74	0.00	1,596,300.31	528,518.85	484,426.62	545,324.74	1,596,300.31	0.00	0.00	
Internet Subscription Expenses		502050000	5,000.00	0.00	5,000.00	4,985.00	484,426.62	545,324.74	0.00	1,596,300.31	528,518.85	484,426.62	545,324.74	1,596,300.31	0.00	0.00	
Formal Subscription Expenses		502050000	0.00	0.00	0.00	0.00	0.00	0.00	0.00	0.00	0.00	0.00	0.00	0.00	0.00	0.00	
Cable, Satellite, Telegraph, and Radio Expenses		502050000	0.00	0.00	0.00	0.00	0.00	0.00	0.00	0.00	0.00	0.00	0.00	0.00	0.00	0.00	
Cable, Satellite, Telegraph, and Radio Expenses		502050000	0.00	0.00	0.00	0.00	0.00	0.00	0.00	0.00	0.00	0.00	0.00	0.00	0.00	0.00	
Awards/Prizes and Prizes		502060000	350,000.00	0.00	350,000.00	280,000.00	0.00	18,000.00	0.00	32,000.00	14,000.00	0.00	18,000.00	32,000.00	0.00	0.00	
Prizes		502060000	350,000.00	0.00	350,000.00	280,000.00	0.00	18,000.00	0.00	32,000.00	14,000.00	0.00	18,000.00	32,000.00	0.00	0.00	
Research, Extension, and Development Expenses		502070000	1,200,000.00	0.00	1,200,000.00	290,000.00	0.00	0.00	0.00	332,525.00	32,525.00	0.00	0.00	332,525.00	0.00	0.00	
Research, Extension, and Development Expenses		502070000	1,200,000.00	0.00	1,200,000.00	290,000.00	0.00	0.00	0.00	332,525.00	32,525.00	0.00	0.00	332,525.00	0.00	0.00	
Professional Services		502110000	466,000.00	0.00	466,000.00	10,280.00	0.00	88,300.00	0.00	203,000.00	103,900.00	0.00	88,300.00	203,000.00	0.00	0.00	
Legal Services		502110100	466,000.00	0.00	466,000.00	10,280.00	0.00	88,300.00	0.00	203,000.00	103,900.00	0.00	88,300.00	203,000.00	0.00	0.00	
Consulting Services		502110200	100,000.00	0.00	100,000.00	0.00	0.00	0.00	0.00	0.00	0.00	0.00	0.00	0.00	0.00	0.00	
Other Professional Services		502110300	266,000.00	0.00	266,000.00	10,280.00	0.00	88,300.00	0.00	203,000.00	103,900.00	0.00	88,300.00	203,000.00	0.00	0.00	
Other Professional Services		502110300	266,000.00	0.00	266,000.00	10,280.00	0.00	88,300.00	0.00	203,000.00	103,900.00	0.00	88,300.00	203,000.00	0.00	0.00	
Security Services		502120000	3,200,000.00	0.00	3,200,000.00	731,939.28	901,487.06	961,487.06	0.00	2,594,913.37	731,939.28	901,487.06	961,487.06	2,594,913.37	0.00	0.00	
Security Services		502120000	3,200,000.00	0.00	3,200,000.00	731,939.28	901,487.06	961,487.06	0.00	2,594,913.37	731,939.28	901,487.06	961,487.06	2,594,913.37	0.00	0.00	
Maintenance and Administration		502130000	4,850,000.00	0.00	4,850,000.00	1,080,000.00	151,702.50	42,784.00	0.00	3,620,500.50	1,080,000.00	151,702.50	42,784.00	3,620,500.50	0.00	0.00	
Maintenance and Administration		502130000	4,850,000.00	0.00	4,850,000.00	1,080,000.00	151,702.50	42,784.00	0.00	3,620,500.50	1,080,000.00	151,702.50	42,784.00	3,620,500.50	0.00	0.00	
Repairs and Maintenance - Buildings and Other Structures		502130002	2,300,000.00	0.00	2,300,000.00	0.00	222,470.00	1,003,546.00	0.00	1,226,016.00	0.00	222,470.00	1,003,546.00	1,226,016.00	0.00	0.00	
Repairs and Maintenance - Buildings and Other Structures		502130002	2,300,000.00	0.00	2,300,000.00	0.00	222,470.00	1,003,546.00	0.00	1,226,016.00	0.00	222,470.00	1,003,546.00	1,226,016.00	0.00	0.00	
School Buildings		502130005	150,000.00	0.00	150,000.00	0.00	0.00	97,103.25	0.00	97,103.25	0.00	0.00	97,103.25	97,103.25	0.00	0.00	
School Buildings		502130005	150,000.00	0.00	150,000.00	0.00	0.00	97,103.25	0.00	97,103.25	0.00	0.00	97,103.25	97,103.25	0.00	0.00	
Toilet and Dormitories		502130009	1,200,000.00	0.00	1,200,000.00	0.00	0.00	0.00	0.00	0.00	0.00	0.00	0.00	0.00	0.00	0.00	
Toilet and Dormitories		502130009	1,200,000.00	0.00	1,200,000.00	0.00	0.00	0.00	0.00	0.00	0.00	0.00	0.00	0.00	0.00	0.00	

This report was generated using the Unified Reporting System on 28/10/2021 09:37 version: FARSA 1.1 Status: SUBMITTED

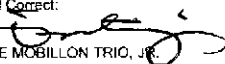
Department : State Universities and Colleges (SUCs)  
 Agency/Entity : Central Philippines State University  
 Operating Unit : < not applicable >  
 Organization Code (UACS) : 08 063 0000000  
 Fund Cluster : 05 Internally Generated Funds  
 (e.g. UACS Fund Cluster 05 Internally Generated Funds and 06 Business Related Funds)


UACS CODE	Particulars	Approved Budget				Utilizations				Disbursements				TOTAL	Unutilized Budget
		Approved Budgeted Revenue	Adjustments (Reductions, Modifications)	Adjusted Budgeted Revenue	1st Quarter Ending March 31	2nd Quarter Ending June 30	3rd Quarter Ending Sept. 30	4th Quarter Ending Dec. 31	Total	1st Quarter Ending March 31	2nd Quarter Ending June 30	3rd Quarter Ending Sept. 30	4th Quarter Ending Dec. 31		
2	1	4	5-(3+4)	6	7	8	9	10=(5+7+8+9)	11	12	13	14	15=(11+12+13+14)	16=(5-10)	
<b>SUMMARY</b>															
<b>A AGENCY SPECIFIC BUDGET</b>															
<b>Capital Outlay</b>															
	Property Plant and Equipment Outlay	67,701,500.00	0.00	67,701,500.00	1,659,597.62	13,921,155.42	6,370,725.22	0.00	27,951,882.26	1,801,095.45	13,796,927.59	6,631,927.22	0.00	21,951,882.26	45,063,111.74
	Land Outlay	65,815,000.00	0.00	65,815,000.00	1,659,597.62	13,921,155.42	6,370,725.22	0.00	27,951,882.26	1,801,095.45	13,796,927.59	6,503,927.22	0.00	21,951,882.26	43,863,111.74
	Land	4,500,000.00	0.00	4,500,000.00	391,570.00	440,390.77	614,489.54	0.00	1,446,450.31	381,570.00	440,390.72	614,489.54	0.00	1,446,450.26	3,053,549.74
	Land Improvements Outlay	2,500,000.00	0.00	2,500,000.00	138,000.00	237,644.00	339,375.00	0.00	714,019.00	138,000.00	181,944.00	394,025.00	0.00	714,019.00	1,765,981.00
	Other Land Improvements	2,500,000.00	0.00	2,500,000.00	138,000.00	237,644.00	339,375.00	0.00	714,019.00	138,000.00	181,944.00	394,025.00	0.00	714,019.00	1,765,981.00
	Buildings and Other Structures	23,887,000.00	0.00	23,887,000.00	453,593.00	1,728,832.70	575,770.50	0.00	8,804,111.50	361,393.00	2,601,267.73	723,230.50	0.00	8,804,111.23	14,819,889.80
	Buildings	17,887,000.00	0.00	17,887,000.00	417,403.00	7,152,337.70	473,394.50	0.00	8,542,105.20	417,403.00	7,933,787.70	650,914.54	0.00	8,643,105.23	2,693,889.00
	Other Structures	3,000,000.00	0.00	3,000,000.00	0.00	0.00	0.00	0.00	361,906.30	0.00	0.00	0.00	0.00	361,906.30	2,961,981.00
	Machinery and Equipment Outlay	12,700,000.00	0.00	12,700,000.00	383,000.00	4,171,575.00	1,106,835.00	0.00	9,914,285.00	338,000.00	5,454,803.00	4,121,575.00	0.00	9,914,285.00	2,795,732.00
	Office Equipment	5,000,000.00	465,000.00	5,465,000.00	0.00	2,344,351.00	1,106,835.00	0.00	3,451,186.00	0.00	2,344,351.00	1,106,835.00	0.00	3,451,186.00	3,612.00
	Informatic and Communication Technology Equipment	600,000.00	0.00	600,000.00	52,000.00	3,666,835.00	2,924,350.00	0.00	6,045,385.00	52,000.00	3,088,830.00	2,094,350.00	0.00	6,045,385.00	4,620.00
	Agriculture and Forestry Equipment	200,000.00	0.00	200,000.00	0.00	0.00	0.00	0.00	16,500.00	0.00	16,500.00	0.00	0.00	16,500.00	200,000.00
	Communication Equipment	180,000.00	0.00	180,000.00	25,000.00	0.00	0.00	0.00	3,000.00	0.00	25,000.00	0.00	0.00	3,000.00	177,000.00
	Medical Equipment	200,000.00	0.00	200,000.00	0.00	0.00	0.00	0.00	13,500.00	0.00	0.00	0.00	0.00	13,500.00	186,500.00
	Sport Equipment	3,000,000.00	0.00	3,000,000.00	0.00	0.00	0.00	0.00	35,200.00	0.00	0.00	0.00	0.00	35,200.00	2,964,800.00
	Technical and Scientific Equipment	800,000.00	0.00	800,000.00	383,000.00	0.00	0.00	0.00	0.00	0.00	0.00	0.00	0.00	0.00	800,000.00
	Other Machinery and Equipment	16,100,000.00	0.00	16,100,000.00	73,000.00	15,000.00	6.00	0.00	941,000.00	286,000.00	144,247.69	35,000.00	0.00	941,000.00	239,000.00
	Transportation Equipment Outlay	15,000,000.00	0.00	15,000,000.00	70,000.00	15,000.00	6.00	0.00	105,000.00	165,000.00	0.00	0.00	0.00	105,000.00	13,995,000.00
	Motor Vehicle	15,000,000.00	0.00	15,000,000.00	70,000.00	15,000.00	6.00	0.00	105,000.00	165,000.00	0.00	0.00	0.00	105,000.00	13,995,000.00
	Wharves	150,000.00	0.00	150,000.00	70,000.00	0.00	0.00	0.00	0.00	0.00	0.00	0.00	0.00	0.00	150,000.00
	Furniture, Fixtures and Books Outlay	2,820,000.00	0.00	2,820,000.00	212,829.63	0.00	429,049.36	0.00	941,879.21	144,247.69	68,562.17	472,045.38	0.00	941,879.21	2,188,120.79
	Equipment and Fixtures	1,528,000.00	0.00	1,528,000.00	232,229.33	0.00	429,049.36	0.00	941,879.21	144,247.69	68,562.17	472,045.38	0.00	941,879.21	2,188,120.79
	Books	1,200,000.00	0.00	1,200,000.00	0.00	0.00	0.00	0.00	0.00	0.00	0.00	0.00	0.00	0.00	1,200,000.00
	Other Property Plant and Equipment Outlay	450,000.00	0.00	450,000.00	30,594.75	0.00	291,495.56	0.00	322,169.59	30,594.75	0.00	291,495.56	0.00	322,169.59	127,830.41
	Other Property Plant and Equipment	450,000.00	0.00	450,000.00	30,594.75	0.00	291,495.56	0.00	322,169.59	30,594.75	0.00	291,495.56	0.00	322,169.59	127,830.41
	Mergeable Assets Outlay	1,200,000.00	0.00	1,200,000.00	0.00	0.00	0.00	0.00	0.00	0.00	0.00	0.00	0.00	0.00	1,200,000.00
	Computer Software	1,200,000.00	0.00	1,200,000.00	0.00	0.00	0.00	0.00	0.00	0.00	0.00	0.00	0.00	0.00	1,200,000.00
	Computer Software	1,200,000.00	0.00	1,200,000.00	0.00	0.00	0.00	0.00	0.00	0.00	0.00	0.00	0.00	0.00	1,200,000.00


This report was generated using the Unified Reporting System on 26/10/2021 09:37 version FARZA 1.1 Status: SUBMITTED


Department : State Universities and Colleges (SUCs)  
 Entity : Central Philippines State University  
 Reporting Unit : < not applicable >  
 Organization Code (UACS) : 08 063 0000000  
 Cluster : 05 Internally Generated Funds  
 (e.g. UACS Fund Cluster: 05-Internally Generated Funds and 06-Business Related Funds)

Particulars	UACS CODE	Approved Budget			Utilizations					Disbursements				Balance		
		Approved Budgeted Revenue	Adjustments (Reductions, Modifications)	Adjusted Budgeted Revenue	1st Quarter Ending March 31	2nd Quarter Ending June 30	3rd Quarter Ending Sept. 30	4th Quarter Ending Dec. 31	Total	1st Quarter Ending March 31	2nd Quarter Ending June 30	3rd Quarter Ending Sept. 30	4th Quarter Ending Dec. 31	TOTAL	Unutilized Budget	Unpaid Obligations
1	2	3	4	5=([3]-[4])	6	7	8	9	10=([6]+[7]+[8]+[9])	11	12	13	14	15=([11]+[12]+[13]+[14])	16=(5-10)	17
TOTAL		184,251,000.00	0.00	184,251,000.00	23,342,115.31	36,366,447.20	30,322,514.37	0.00	90,091,086.88	23,323,557.14	35,945,962.37	30,566,990.25	0.00	89,870,509.76	94,380,490.24	228,571.12

Certified Correct:  
  
 VICENTE MOBILLON TRIO, JR.  
 BUDGET OFFICER  
 Date: 2021-10-26 17:29:13

Certified Correct:  
  
 ELFRED MONCADA SIMON SONG, CPA  
 CHIEF ACCOUNTANT  
 Date: 2021-10-26 17:23:11

Recommending Approval:  
  
 MARC ALEXEI CAESAR BELASOTO BADAJOS, PAE, PH. D.  
 VICE PRESIDENT FOR ADMINISTRATION AND FINANCE  
 Date:

Approved:  
  
 ALADINO CUIZON MORACA, PH. D.  
 SUC PRESIDENT II  
 Date: 2021-10-26 17:37:18

**SUMMARY OF APPROVED BUDGET, UTILIZATIONS, DISBURSEMENTS AND BALANCES BY OBJECT OF EXPENDITURES**  
(For Off-Budgetary Funds)

As at the Quarter Ending September 30, 2021

Department : State Universities and Colleges (SUCs)  
 Agency/Entity : Central Philippines State University  
 Operating Unit : < not applicable >  
 Organization Code (UACS) : 08 063 0000000  
 Fund Cluster : 06 Business Related Funds

(e.g. UACS Fund Cluster: 05-Internally Generated Funds and 06-Business Related Funds)

Particulars	UACS CODE	Approved Budget		Utilizations				Disbursements				TOTAL	Unutilized Budget		
		Approved Budgeted Revenue	Adjustments (Reductions, Modifications)	1st Quarter Ending March 31	2nd Quarter Ending June 30	3rd Quarter Ending Sept. 30	4th Quarter Ending Dec. 31	Total	1st Quarter Ending March 31	2nd Quarter Ending June 30	3rd Quarter Ending Sept. 30			4th Quarter Ending Dec. 31	
<b>SUMMARY</b>	<b>2</b>	<b>3</b>	<b>4</b>	<b>5 = (3+4)</b>	<b>6</b>	<b>7</b>	<b>8</b>	<b>9</b>	<b>10 = (6+7+8+9)</b>	<b>11</b>	<b>12</b>	<b>13</b>	<b>14</b>	<b>15 = (11+12+13+14)</b>	<b>16 = (5-10)</b>
A. AGENCY SPECIFIC BUDGET															
Maintenance and Other Operating Expenses	5020300000	5,835,450.00	0.00	5,835,450.00	814,653.96	1,685,300.48	1,724,325.40	1,774,325.40	4,234,479.22	914,653.96	1,774,325.40	1,844,154.40	3,000	4,234,479.22	1,700,970.18
Supplies and Materials Expenses	5020300000	3,832,000.00	(650.00)	3,831,350.00	407,900.25	394,687.10	639,472.87	639,472.87	1,422,060.38	407,900.25	394,687.10	589,472.86	0.00	1,422,060.38	1,678,231.04
Office Supplies Expenses	5020301002	45,000.00	15,000.00	60,000.00	0.00	55,294.00	0.00	0.00	55,294.00	0.00	55,294.00	0.00	0.00	55,294.00	4,706.00
Office Supplies Expenses	5020301002	45,000.00	15,000.00	60,000.00	0.00	55,294.00	0.00	0.00	55,294.00	0.00	55,294.00	0.00	0.00	55,294.00	4,706.00
Animal/Zoological Supplies Expenses	5020309500	1,200,000.00	(138,550.00)	1,061,450.00	348,035.00	0.00	31,400.00	0.00	381,435.00	348,035.00	0.00	33,400.00	0.00	381,435.00	678,565.00
Animal/Zoological Supplies Expenses	5020309500	1,200,000.00	(138,550.00)	1,061,450.00	348,035.00	0.00	31,400.00	0.00	381,435.00	348,035.00	0.00	33,400.00	0.00	381,435.00	678,565.00
Fuel, Oil and Lubricating Expenses	5020309500	10,000.00	15,000.00	25,000.00	6,414.26	17,421.10	700.00	6,414.26	24,535.36	6,414.26	17,421.10	700.00	0.00	24,535.36	464.64
Fuel, Oil and Lubricating Expenses	5020309500	10,000.00	15,000.00	25,000.00	6,414.26	17,421.10	700.00	6,414.26	24,535.36	6,414.26	17,421.10	700.00	0.00	24,535.36	464.64
Fuel, Oil and Lubricating Expenses	5020309500	10,000.00	15,000.00	25,000.00	6,414.26	17,421.10	700.00	6,414.26	24,535.36	6,414.26	17,421.10	700.00	0.00	24,535.36	464.64
Agricultural and Marine Supplies Expenses	5020310000	385,000.00	0.00	385,000.00	13,265.00	10,550.00	120,950.00	13,265.00	147,880.00	13,265.00	13,660.00	120,950.00	0.00	147,880.00	267,110.00
Agricultural and Marine Supplies Expenses	5020310000	385,000.00	0.00	385,000.00	13,265.00	10,550.00	120,950.00	13,265.00	147,880.00	13,265.00	13,660.00	120,950.00	0.00	147,880.00	267,110.00
Stem, Electronic Machinery and Equipment Expenses	5020321000	96,000.00	51,000.00	146,950.00	11,880.00	68,000.00	10,100.00	11,880.00	47,180.00	11,880.00	85,000.00	10,310.00	0.00	147,880.00	58,810.00
Stem, Electronic Machinery and Equipment Expenses	5020321000	96,000.00	51,000.00	146,950.00	11,880.00	68,000.00	10,100.00	11,880.00	47,180.00	11,880.00	85,000.00	10,310.00	0.00	147,880.00	58,810.00
Agricultural and Machinery Expenses	5020321000	85,000.00	0.00	85,000.00	10,500.00	0.00	0.00	0.00	10,500.00	10,500.00	0.00	0.00	0.00	10,500.00	9,600.00
Agricultural and Machinery Expenses	5020321000	85,000.00	0.00	85,000.00	10,500.00	0.00	0.00	0.00	10,500.00	10,500.00	0.00	0.00	0.00	10,500.00	9,600.00
Other Machinery and Equipment	5020321000	22,000.00	0.00	22,000.00	0.00	0.00	0.00	0.00	0.00	0.00	0.00	0.00	0.00	0.00	0.00
Other Machinery and Equipment	5020321000	22,000.00	0.00	22,000.00	0.00	0.00	0.00	0.00	0.00	0.00	0.00	0.00	0.00	0.00	0.00
Refrigerator Expenses, Fuel and Buss Expenses	5020322001	22,000.00	0.00	22,000.00	0.00	0.00	0.00	0.00	0.00	0.00	0.00	0.00	0.00	0.00	0.00
Refrigerator Expenses, Fuel and Buss Expenses	5020322001	22,000.00	0.00	22,000.00	0.00	0.00	0.00	0.00	0.00	0.00	0.00	0.00	0.00	0.00	0.00
Furniture Expenses	5020390000	1,315,000.00	57,000.00	1,372,000.00	26,300.00	243,342.00	434,112.60	26,300.00	705,754.60	26,300.00	243,342.00	434,112.60	0.00	705,754.60	662,245.40
Furniture Expenses	5020390000	1,315,000.00	57,000.00	1,372,000.00	26,300.00	243,342.00	434,112.60	26,300.00	705,754.60	26,300.00	243,342.00	434,112.60	0.00	705,754.60	662,245.40
Other Supplies and Materials Expenses	5020390000	315,000.00	0.00	315,000.00	0.00	0.00	0.00	0.00	0.00	0.00	0.00	0.00	0.00	0.00	0.00
Other Supplies and Materials Expenses	5020390000	315,000.00	0.00	315,000.00	0.00	0.00	0.00	0.00	0.00	0.00	0.00	0.00	0.00	0.00	0.00
Other Supplies and Materials Expenses	5020390000	315,000.00	0.00	315,000.00	0.00	0.00	0.00	0.00	0.00	0.00	0.00	0.00	0.00	0.00	0.00
Communication Expenses	5020502000	2,800.00	0.00	2,800.00	0.00	0.00	0.00	0.00	0.00	0.00	0.00	0.00	0.00	0.00	0.00
Communication Expenses	5020502000	2,800.00	0.00	2,800.00	0.00	0.00	0.00	0.00	0.00	0.00	0.00	0.00	0.00	0.00	0.00
Mobile	5020502001	2,800.00	0.00	2,800.00	0.00	0.00	0.00	0.00	0.00	0.00	0.00	0.00	0.00	0.00	0.00
Mobile	5020502001	2,800.00	0.00	2,800.00	0.00	0.00	0.00	0.00	0.00	0.00	0.00	0.00	0.00	0.00	0.00
Professional Services	5021100000	35,000.00	0.00	35,000.00	0.00	0.00	0.00	0.00	0.00	0.00	0.00	0.00	0.00	0.00	0.00
Professional Services	5021100000	35,000.00	0.00	35,000.00	0.00	0.00	0.00	0.00	0.00	0.00	0.00	0.00	0.00	0.00	0.00
Other Professional Services	5021190000	5,000.00	0.00	5,000.00	0.00	0.00	0.00	0.00	0.00	0.00	0.00	0.00	0.00	0.00	0.00
Other Professional Services	5021190000	5,000.00	0.00	5,000.00	0.00	0.00	0.00	0.00	0.00	0.00	0.00	0.00	0.00	0.00	0.00
Repairs and Maintenance	5021300000	139,650.00	650.00	139,650.00	7,230.00	21,250.00	47,075.00	7,230.00	75,555.00	7,230.00	21,250.00	47,075.00	0.00	75,555.00	200,145.00
Repairs and Maintenance	5021300000	139,650.00	650.00	139,650.00	7,230.00	21,250.00	47,075.00	7,230.00	75,555.00	7,230.00	21,250.00	47,075.00	0.00	75,555.00	200,145.00

Department : State Universities and Colleges (SUCS)  
 Agency/Entity : Central Philippines State University  
 Operating Unit : < not applicable >  
 Organization Code (UACS) : 08 083 000000  
 Fund Cluster : 06 Business Related Funds

(e.g. UACS Fund Cluster: 08-Business Related Funds)


SUMMARY	UACS CODE	Approved Budgeted Revenue	Approved Budgets (Reductions/Modifications)	Approved Budgeted Revenue	Utilizations				Total	Disbursements				TOTAL	Unobligated Budget
					1st Quarter Ending March 31	2nd Quarter Ending June 30	3rd Quarter Ending Sept. 30	4th Quarter Ending Dec. 31		1st Quarter Ending March 31	2nd Quarter Ending June 30	3rd Quarter Ending Sept. 30	4th Quarter Ending Dec. 31		
AGENCY SPECIFIC BUDGET															
Repairs and Maintenance - Buildings and Other Structures	502130000	45,000.00	0.00	45,000.00	0.00	0.00	0.00	0.00	0.00	0.00	0.00	0.00	0.00	0.00	45,000.00
Paints	502130001	45,000.00	0.00	45,000.00	0.00	0.00	0.00	0.00	0.00	0.00	0.00	0.00	0.00	0.00	45,000.00
Repairs and Maintenance - Machinery and Equipment	502130002	95,000.00	0.00	95,000.00	0.00	20,600.00	40,500.00	20,600.00	0.00	20,600.00	40,500.00	3,950.00	0.00	0.00	71,950.00
Other Equipment	502130003	50,000.00	0.00	50,000.00	0.00	0.00	3,950.00	0.00	0.00	3,950.00	0.00	0.00	0.00	0.00	50,000.00
Agricultural and Forestry Equipment	502130004	45,000.00	0.00	45,000.00	0.00	0.00	0.00	0.00	0.00	0.00	0.00	0.00	0.00	0.00	45,000.00
Motor Vehicles	502130005	45,000.00	0.00	45,000.00	0.00	0.00	0.00	0.00	0.00	0.00	0.00	0.00	0.00	0.00	45,000.00
Repairs and Maintenance - Gen. Expenses: Machinery and Equipment	502130006	100,000.00	0.00	100,000.00	0.00	0.00	0.00	0.00	0.00	0.00	0.00	0.00	0.00	0.00	100,000.00
Information and Communication Technology Equipment	502130007	2,400,000.00	0.00	2,400,000.00	0.00	0.00	0.00	0.00	0.00	0.00	0.00	0.00	0.00	0.00	2,400,000.00
Agricultural and Forestry Statement	502130008	2,400,000.00	0.00	2,400,000.00	0.00	0.00	0.00	0.00	0.00	0.00	0.00	0.00	0.00	0.00	2,400,000.00
Labor and Wages	502180100	2,400,000.00	0.00	2,400,000.00	0.00	1,277,424.36	1,075,968.90	0.00	2,791,641.86	1,277,424.36	1,194,917.96	0.00	0.00	0.00	1,194,917.96
Labor and Wages	502180101	2,400,000.00	0.00	2,400,000.00	0.00	1,277,424.36	1,075,968.90	0.00	2,791,641.86	1,277,424.36	1,194,917.96	0.00	0.00	0.00	1,194,917.96
Other Maintenance and Operating Expenses	502990000	30,000.00	0.00	30,000.00	0.00	8,890.00	2,890.00	0.00	8,290.00	8,890.00	2,890.00	0.00	0.00	0.00	71,792.00
Representation Expenses	502990001	80,000.00	0.00	80,000.00	0.00	1,930.00	2,690.00	0.00	8,290.00	1,930.00	2,690.00	0.00	0.00	0.00	71,792.00
Representation Expenses	502990002	80,000.00	0.00	80,000.00	0.00	1,930.00	2,690.00	0.00	8,290.00	1,930.00	2,690.00	0.00	0.00	0.00	71,792.00
Capital Outlays	504000000	800,000.00	0.00	800,000.00	0.00	244,896.25	0.00	0.00	244,896.25	244,896.25	0.00	0.00	0.00	0.00	244,896.25
Propoxy, Print and Four Print Color	504000001	725,000.00	0.00	725,000.00	0.00	244,896.25	0.00	0.00	244,896.25	244,896.25	0.00	0.00	0.00	0.00	244,896.25
Buildings and Other Structures	504000002	725,000.00	0.00	725,000.00	0.00	244,896.25	0.00	0.00	244,896.25	244,896.25	0.00	0.00	0.00	0.00	244,896.25
Other Structures	504000003	725,000.00	0.00	725,000.00	0.00	244,896.25	0.00	0.00	244,896.25	244,896.25	0.00	0.00	0.00	0.00	244,896.25
Furniture, Fixtures and Books Only	504000004	0.00	0.00	0.00	0.00	0.00	0.00	0.00	0.00	0.00	0.00	0.00	0.00	0.00	0.00
Furniture and Fixtures	504000005	0.00	0.00	0.00	0.00	0.00	0.00	0.00	0.00	0.00	0.00	0.00	0.00	0.00	0.00
Other Property, Plant and Equipment Only	504000006	66,000.00	0.00	66,000.00	0.00	0.00	0.00	0.00	0.00	0.00	0.00	0.00	0.00	0.00	66,000.00
Other Property, Plant and Equipment	504000007	66,000.00	0.00	66,000.00	0.00	0.00	0.00	0.00	0.00	0.00	0.00	0.00	0.00	0.00	66,000.00
GRAND TOTAL		6,735,450.00	0.00	6,735,450.00	0.00	1,540,106.71	1,724,235.40	0.00	4,478,298.07	1,540,106.71	1,844,154.40	0.00	0.00	0.00	2,296,453.91


This report was generated using the Uniaas Reporting System on 26/10/2017 09:39 version: FAR2A.1.1; Status: SUBMITTED




Correct  
  
ROBERT TRIGO, JR.

OFFICER  
2021-10-26 17:29:13

Certified Correct:  
  
ELFRED MONCABA SUMINGSONG, CPA  
CHIEF ACCOUNTANT  
Date: 2021-10-26 17:29:13

Recommending Approval:  
  
MARC ALEXI CAESAR BELASOTO BADAJOS, PAE. PH. D.  
VICE PRESIDENT FOR ADMINISTRATION AND FINANCE  
Date:

Approved:  
  
ALADINO GUIZA MORAGA, PH. D.  
SUC PRESIDENT II  
Date: 2021-10-26 17:37:18

**SUMMARY OF APPROVED BUDGET, UTILIZATIONS, DISBURSEMENTS AND BALANCES BY OBJECT OF EXPENDITURES**  
(For Off-Budgetary Funds)

As at the Quarter Ending September 30, 2021

Department : State Universities and Colleges (SUCs)  
 Agency/Entity : Central Philippines State University  
 Operating Unit : < not applicable >  
 Organization Code (UA-CS) : 08 063 0000000  
 Fund Cluster : 07 Trust Receipts


(e.g. UA-CS Fund Cluster: 05-Internally Generated Funds and 06-Business Related Funds)


Particulars	UACS CODE	Approved Budget				Utilizations				Disbursements				Unutilized Budget	
		Approved Budgeted Revenue	Adjustments (Reductions, Modifications)	Adjusted Budgeted Revenue	1st Quarter Ending March 31	2nd Quarter Ending June 30	3rd Quarter Ending Sept. 30	4th Quarter Ending Dec. 31	Total	1st Quarter Ending March 31	2nd Quarter Ending June 30	3rd Quarter Ending Sept. 30	4th Quarter Ending Dec. 31		
<b>SUMMARY</b>	<b>2</b>	<b>3</b>	<b>4</b>	<b>5=(3)-(4)</b>	<b>6</b>	<b>7</b>	<b>8</b>	<b>9</b>	<b>0=(6)-(7)-(8)-(9)</b>	<b>11</b>	<b>12</b>	<b>13</b>	<b>14</b>	<b>15=(11)-(12)-(13)-(14)</b>	
AGENCY SPECIFIC BUDGET															
Maintenance and Other Operating Expenses		108,820,000.00	2,000,000.00	106,820,000.00	39,422,499.32	26,339,473.27	8,202,122.81	0.00	73,865,004.99	18,422,488.32	26,338,472.57	8,202,122.81	0.00	73,064,094.96	34,835,905.50
Training and Scholarship Expenses	502020000	96,150,000.00	1,350,000.00	94,800,000.00	36,784,274.16	25,419,592.84	5,528,116.30	0.00	69,731,981.06	16,784,274.16	25,419,592.84	5,528,116.30	0.00	69,731,981.06	28,231,049.91
Training Expenses	502020100	1,800,000.00	1,350,000.00	450,000.00	797,835.00	0.00	607,100.00	0.00	1,404,935.00	0.00	0.00	607,100.00	0.00	1,404,935.00	260,065.00
Scholarship Grants Expenses	502020200	96,350,000.00	0.00	96,350,000.00	37,886,439.16	25,419,592.84	4,921,016.30	0.00	68,327,046.06	17,886,439.16	25,419,592.84	4,921,016.30	0.00	68,327,046.06	28,022,984.00
Supplies and Materials Expenses	502030000	0.00	134,000.00	134,000.00	0.00	133,140.27	0.00	0.00	133,140.27	0.00	133,140.27	0.00	0.00	133,140.27	659.73
Animal/Veterinary Supplies Expenses	502030400	0.00	134,000.00	134,000.00	0.00	133,140.27	0.00	0.00	133,140.27	0.00	133,140.27	0.00	0.00	133,140.27	659.73
Animal/Veterinary Supplies Expenses	502030400	0.00	134,000.00	134,000.00	0.00	133,140.27	0.00	0.00	133,140.27	0.00	133,140.27	0.00	0.00	133,140.27	659.73
Fuel, Oil and Lubricants Expenses	502030500	0.00	1,700.00	1,700.00	0.00	540.27	0.00	0.00	540.27	0.00	540.27	0.00	0.00	540.27	659.73
Fuel, Oil and Lubricants Expenses	502030500	0.00	1,700.00	1,700.00	0.00	540.27	0.00	0.00	540.27	0.00	540.27	0.00	0.00	540.27	659.73
Other Supplies and Materials Expenses	502030600	0.00	1,000.00	1,000.00	0.00	600.00	0.00	0.00	600.00	0.00	600.00	0.00	0.00	600.00	200.00
Other Supplies and Materials Expenses	502030600	0.00	1,000.00	1,000.00	0.00	600.00	0.00	0.00	600.00	0.00	600.00	0.00	0.00	600.00	200.00
Survey, Research, Exploration and Development Expenses	502070000	0.00	2,000,000.00	2,000,000.00	0.00	0.00	1,173,752.00	0.00	1,173,752.00	0.00	0.00	1,173,752.00	0.00	1,173,752.00	675,248.00
Survey, Research, Exploration and Development Expenses	502070000	0.00	2,000,000.00	2,000,000.00	0.00	0.00	1,173,752.00	0.00	1,173,752.00	0.00	0.00	1,173,752.00	0.00	1,173,752.00	675,248.00
Research, Exploration and Development Expenses	502070200	0.00	2,000,000.00	2,000,000.00	0.00	0.00	1,173,752.00	0.00	1,173,752.00	0.00	0.00	1,173,752.00	0.00	1,173,752.00	675,248.00
Research, Exploration and Development Expenses	502070200	0.00	2,000,000.00	2,000,000.00	0.00	0.00	1,173,752.00	0.00	1,173,752.00	0.00	0.00	1,173,752.00	0.00	1,173,752.00	675,248.00
Professional Services	502110000	4,000,000.00	0.00	4,000,000.00	5,469,000.00	459,667.50	721,860.00	0.00	1,696,537.50	514,900.00	459,667.50	721,860.00	0.00	1,696,537.50	2,304,462.50
Other Professional Services	502110000	4,000,000.00	0.00	4,000,000.00	5,469,000.00	459,667.50	721,860.00	0.00	1,696,537.50	514,900.00	459,667.50	721,860.00	0.00	1,696,537.50	2,304,462.50
Other Professional Services	502110000	4,000,000.00	0.00	4,000,000.00	5,469,000.00	459,667.50	721,860.00	0.00	1,696,537.50	514,900.00	459,667.50	721,860.00	0.00	1,696,537.50	2,304,462.50
Labor and Wages	502160000	1,500,000.00	0.00	1,500,000.00	123,625.16	198,482.04	328,905.92	0.00	651,013.12	123,625.16	198,482.04	328,905.92	0.00	651,013.12	848,986.88
Labor and Wages	502160000	1,500,000.00	0.00	1,500,000.00	123,625.16	198,482.04	328,905.92	0.00	651,013.12	123,625.16	198,482.04	328,905.92	0.00	651,013.12	848,986.88
Labor and Wages	502160000	1,500,000.00	0.00	1,500,000.00	123,625.16	198,482.04	328,905.92	0.00	651,013.12	123,625.16	198,482.04	328,905.92	0.00	651,013.12	848,986.88
Other Maintenance and Operating Expenses	502900000	3,150,000.00	1,000.00	3,151,000.00	129,231.92	449,888.94	449,888.94	0.00	979,769.81	129,231.92	449,888.94	449,888.94	0.00	979,769.81	2,572,230.19
Printing and Publication Expenses	502900200	2,200,000.00	0.00	2,200,000.00	0.00	0.00	0.00	0.00	0.00	0.00	0.00	0.00	0.00	0.00	2,200,000.00


Department : State Universities and Colleges (SUCs)  
 City/Entity : Central Philippines State University  
 Reporting Unit : < not applicable >  
 Organization Code (UACS) : 08 063 000000  
 Cluster : 07 Trust Receipts

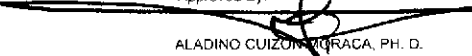
(e.g. UACS Fund Cluster: 05-Internally Generated Funds and 06-Business Related Funds)

Particulars	UACS CODE	Approved Budget			Utilizations					Disbursements				Unutilized Budget	Unappropriated Balance	
		Approved Budgeted Revenue	Adjustments (Reductions, Modifications)	Adjusted Budgeted Revenue	1st Quarter Ending March 31	2nd Quarter Ending June 30	3rd Quarter Ending Sept. 30	4th Quarter Ending Dec. 31	Total	1st Quarter Ending March 31	2nd Quarter Ending June 30	3rd Quarter Ending Sept. 30	4th Quarter Ending Dec. 31			TOTAL
1	2	3	4	5=(3+(-4))	6	7	8	9	10=(6+7+8+9)	11	12	13	14	15=(11+12+13+14)	16=(5-10)	17
<b>EXPENSES</b>																
<b>GENERAL</b>																
<b>PROPERTY SPECIFIC BUDGET</b>																
Printing and Publication Expenses	5029902000	2,200,000.00	0.00	2,200,000.00	0.00	0.00	0.00	0.00	0.00	0.00	0.00	0.00	0.00	0.00	2,200,000.00	0.00
Representation Expenses	5029903000	0.00	1,000.00	1,000.00	0.00	900.00	0.00	0.00	900.00	0.00	900.00	0.00	0.00	900.00	100.00	0.00
Other Maintenance and Operating Expenses	5029999000	950,000.00	0.00	950,000.00	0.00	126,331.82	449,466.69	0.00	577,800.61	0.00	126,331.82	449,466.69	0.00	577,800.61	372,199.39	0.00
Capital Outlays	5094000000	10,000,000.00	0.00	10,000,000.00	0.00	0.00	6,900,000.00	0.00	6,900,000.00	0.00	0.00	0.00	0.00	6,900,000.00	3,100,000.00	0.00
Property, Plant and Equipment Outlay	5094000000	10,000,000.00	0.00	10,000,000.00	0.00	0.00	6,900,000.00	0.00	6,900,000.00	0.00	0.00	0.00	0.00	6,900,000.00	3,100,000.00	0.00
Machinery and Equipment Outlay	5094000000	10,000,000.00	0.00	10,000,000.00	0.00	0.00	6,900,000.00	0.00	6,900,000.00	0.00	0.00	0.00	0.00	6,900,000.00	3,100,000.00	0.00
Technical and Scientific Equipment	5094000000	10,000,000.00	0.00	10,000,000.00	0.00	0.00	6,900,000.00	0.00	6,900,000.00	0.00	0.00	0.00	0.00	6,900,000.00	3,100,000.00	0.00
<b>TOTAL</b>		<b>116,800,000.00</b>	<b>2,000,000.00</b>	<b>118,800,000.00</b>	<b>38,422,499.32</b>	<b>28,339,472.57</b>	<b>15,102,122.61</b>	<b>0.00</b>	<b>80,864,094.50</b>	<b>39,422,499.32</b>	<b>28,339,472.57</b>	<b>8,202,122.61</b>	<b>0.00</b>	<b>73,964,094.50</b>	<b>37,835,905.50</b>	<b>0.00</b>

Certified Correct:  
  
 VICENTE MOBILLON TRIO, JR.  
 BUDGET OFFICER  
 Date: 2021-10-26 17:29:13

Certified Correct:  
  
 ELFRED MONCADA SU MONGSONG, CPA  
 CHIEF ACCOUNTANT  
 Date: 2021-10-26 17:29:13

Recommending Approval:  
  
 MARC ALEXEI CAESAR BENASOTO BADAJOS, PAE, PH. D.  
 VICE PRESIDENT FOR ADMINISTRATION AND FINANCE  
 Date:

Approved By:  
  
 ALADINO CUIZON MORACA, PH. D.  
 SUC PRESIDENT II  
 Date: 2021-10-26 17:37:18