

STATEMENT OF APPROVED BUDGET, UTILIZATIONS, DISBURSEMENTS AND BALANCES
(For Off-Budgetary Funds)

As at the Quarter Ending September 30, 2021

Department : State Universities and Colleges (SUCs)
 Agency/Entity : Central Philippines State University
 Operating Unit : < not applicable >
 Organization Code (UACS) : 08 063 0000000
 Fund Cluster : 05 Internally Generated Funds
 (e.g. UACS Fund Cluster 05-Internally Generated Funds and 06-Business Related Funds)

Particulars	UACS CODE	Approved Budget			Utilizations					Disbursements				TOTAL	Unutilized Budget
		Approved Budgeted Revenue	Adjustments (Reductions/ Modifications)	Adjusted Budgeted Revenue	1st Quarter Ending March 31	2nd Quarter Ending June 30	3rd Quarter Ending Sept. 30	4th Quarter Ending Dec. 31	Total	1st Quarter Ending March 31	2nd Quarter Ending June 30	3rd Quarter Ending Sept. 30	4th Quarter Ending Dec. 31		
1	2	3	4	5-[(3)+(-4)]	6	7	8	9	10-[(5)+(-7)+(-8)+(-9)]	11	12	13	14	15-[(11)+(12)+(13)+(14)]	16-(5-10)
General Administration and Support	10000000000000	13,850,000.00	0.00	13,850,000.00	1,889,747.13	2,540,206.93	2,932,521.44	0.00	7,362,475.50	1,889,747.13	2,531,421.93	2,932,276.44	0.00	7,351,445.50	6,487,524.50
General Management and Supervision	10000010001000	13,850,000.00	0.00	13,850,000.00	1,889,747.13	2,540,206.93	2,932,521.44	0.00	7,362,475.50	1,889,747.13	2,531,421.93	2,932,276.44	0.00	7,351,445.50	6,487,524.50
PS		465,000.00	0.00	465,000.00	157,750.00	22,500.00	67,500.00	0.00	247,750.00	167,750.00	22,500.00	67,500.00	0.00	247,750.00	217,250.00
MOOE		10,885,000.00	0.00	10,885,000.00	1,543,275.35	2,297,711.93	2,061,192.54	0.00	5,827,179.82	1,543,275.35	2,193,978.93	2,061,347.54	0.00	5,815,145.82	5,057,820.16
CO		2,500,000.00	0.00	2,500,000.00	183,721.78	314,995.00	783,829.00	0.00	1,282,545.68	183,721.78	314,995.00	783,829.00	0.00	1,282,545.68	1,212,454.32
Sub-Total, General Administration and Support		13,850,000.00	0.00	13,850,000.00	689,747.13	2,540,206.93	2,932,521.44	0.00	7,362,475.50	1,889,747.13	2,531,421.93	2,932,276.44	0.00	7,351,445.50	6,487,524.50
PS		465,000.00	0.00	465,000.00	157,750.00	22,500.00	67,500.00	0.00	247,750.00	167,750.00	22,500.00	67,500.00	0.00	247,750.00	217,250.00
MOOE		10,885,000.00	0.00	10,885,000.00	1,543,275.35	2,297,711.93	2,061,192.54	0.00	5,827,179.82	1,543,275.35	2,193,978.93	2,061,347.54	0.00	5,815,145.82	5,057,820.16
FinEx (if Applicable)		0.00	0.00	0.00	0.00	0.00	0.00	0.00	0.00	0.00	0.00	0.00	0.00	0.00	0.00
CO		2,500,000.00	0.00	2,500,000.00	183,721.78	314,995.00	783,829.00	0.00	1,282,545.68	183,721.78	314,995.00	783,829.00	0.00	1,282,545.68	1,212,454.32
Support to Operations	20000000000000	10,755,000.00	0.00	10,755,000.00	2,946,361.66	2,276,215.70	2,638,367.96	0.00	7,861,945.34	2,923,361.66	2,276,655.70	2,631,124.96	0.00	7,845,142.34	2,891,094.66
Auxiliary Services	20000010001000	10,755,000.00	0.00	10,755,000.00	2,946,361.66	2,276,215.70	2,638,367.96	0.00	7,861,945.34	2,923,361.66	2,276,655.70	2,631,124.96	0.00	7,845,142.34	2,891,094.66
PS		25,000.00	0.00	25,000.00	0.00	0.00	0.00	0.00	0.00	0.00	0.00	0.00	0.00	0.00	25,000.00
MOOE		6,230,000.00	0.00	6,230,000.00	2,896,245.80	1,285,992.37	1,816,891.89	0.00	5,799,130.13	2,896,245.80	1,255,432.37	1,828,648.96	0.00	5,780,327.13	2,430,369.87
CO		2,500,000.00	0.00	2,500,000.00	52,115.86	1,190,223.33	822,476.07	0.00	2,064,815.21	2,115,115.86	1,215,223.33	822,476.07	0.00	2,064,815.21	435,184.79
Sub-Total, Support to Operations		10,755,000.00	0.00	10,755,000.00	2,946,361.66	2,276,215.70	2,638,367.96	0.00	7,861,945.34	2,923,361.66	2,276,655.70	2,631,124.96	0.00	7,845,142.34	2,891,094.66
PS		25,000.00	0.00	25,000.00	0.00	0.00	0.00	0.00	0.00	0.00	0.00	0.00	0.00	0.00	25,000.00
MOOE		6,230,000.00	0.00	6,230,000.00	2,896,245.80	1,285,992.37	1,816,891.89	0.00	5,799,130.13	2,896,245.80	1,255,432.37	1,828,648.96	0.00	5,780,327.13	2,430,369.87
FinEx (if Applicable)		0.00	0.00	0.00	0.00	0.00	0.00	0.00	0.00	0.00	0.00	0.00	0.00	0.00	0.00
CO		2,500,000.00	0.00	2,500,000.00	52,115.86	1,190,223.33	822,476.07	0.00	2,064,815.21	2,115,115.86	1,215,223.33	822,476.07	0.00	2,064,815.21	435,184.79
Operations	30000000000000	159,646,000.00	0.00	159,646,000.00	16,544,010.50	31,470,024.57	24,750,624.97	0.00	72,764,660.04	16,405,448.33	31,257,884.74	25,012,559.65	0.00	72,673,921.33	84,761,329.95
OC - Relevant and quality tertiary education ensured to achieve inclusive growth and access of poor but deserving students to quality tertiary education	31000000000000	155,646,000.00	0.00	155,646,000.00	16,303,759.82	30,929,345.86	24,200,815.37	0.00	71,433,921.05	16,160,197.65	30,913,601.03	24,461,364.25	0.00	71,535,163.93	82,212,078.95
HIGHER EDUCATION PROGRAM	31010000000000	155,646,000.00	0.00	155,646,000.00	16,303,759.82	30,929,345.86	24,200,815.37	0.00	71,433,921.05	16,160,197.65	30,913,601.03	24,461,364.25	0.00	71,535,163.93	82,212,078.95
Provision of Higher Education Services	31010010000000	155,646,000.00	0.00	155,646,000.00	16,303,759.82	30,929,345.86	24,200,815.37	0.00	71,433,921.05	16,160,197.65	30,913,601.03	24,461,364.25	0.00	71,535,163.93	82,212,078.95
PS		6,000,000.00	0.00	6,000,000.00	1,863,000.00	1,311,625.00	2,142,250.00	0.00	5,316,875.00	1,863,000.00	1,279,500.00	2,195,375.00	0.00	5,338,875.00	665,125.00
MOOE		149,646,000.00	0.00	149,646,000.00	14,440,759.82	29,617,720.86	22,058,565.37	0.00	66,117,045.68	14,237,197.65	29,684,101.03	22,265,980.00	0.00	66,136,288.94	81,546,953.95

This report was generated using the Un Fed Reporting System on full version: FAR2.1.1 - Status: SUBMITTED

Department : State Universities and Colleges (SUCs)
 Agency/Entity : Central Philippines State University
 Operating Unit : < not applicable >
 Organization Code (UAACS) : 08 063 0000000
 Fund Cluster : 05 Internally Generated Funds

(e.g. UAACS Fund Cluster: 05-Internally Generated Funds and 06-Business Related Funds)

Particulars	UAACS CODE	Approved Budget			Utilizations					Disbursements				TOTAL	Unutilized Budget
		Approved Budgeted Revenue	Adjustments (Reductions, Modifications)	Adjusted Budgeted Revenue	1st Quarter Ending March 31	2nd Quarter Ending June 30	3rd Quarter Ending Sept. 30	4th Quarter Ending Dec. 31	Total	1st Quarter Ending March 31	2nd Quarter Ending June 30	3rd Quarter Ending Sept. 30	4th Quarter Ending Dec. 31		
1	2	3	4	5=[3+(-)4]	6	7	8	9	10=(6+7+8+9)	11	12	13	14	15=(11+12+13+14)	16=(5-10)
OO		60,965,000.00	0.00	60,965,000.00	1,341,758.56	12,416,347.09	4,520,670.94	0.00	18,278,776.59	1,203,197.75	12,371,709.26	4,703,870.54	0.00	18,278,777.55	47,686,228.01
OO - Higher education research improved to promote economic productivity and innovation	3200000000000000	2,000,000.00	0.00	2,000,000.00	133,355.17	399,016.06	331,673.39	0.00	863,444.62	133,355.17	397,621.06	332,466.39	0.00	863,444.62	1,136,555.38
RESEARCH PROGRAM	3202000000000000	2,000,000.00	0.00	2,000,000.00	133,355.17	399,016.06	331,673.39	0.00	863,444.62	133,355.17	397,621.06	332,466.39	0.00	863,444.62	1,136,555.38
Conduct of Research Services	3202001000010000	2,000,000.00	0.00	2,000,000.00	133,355.17	399,016.06	331,673.39	0.00	863,444.62	133,355.17	397,621.06	332,466.39	0.00	863,444.62	1,136,555.38
PS		10,000.00	0.00	10,000.00	0.00	0.00	0.00	0.00	0.00	0.00	0.00	0.00	0.00	0.00	0.00
MOOE		1,391,000.00	0.00	1,391,000.00	108,355.17	399,016.06	171,273.39	0.00	678,744.62	108,355.17	397,621.06	172,706.39	0.00	678,744.62	711,236.38
CO		800,000.00	0.00	800,000.00	25,000.00	0.00	159,700.00	0.00	184,700.00	25,000.00	0.00	159,700.00	0.00	184,700.00	415,300.00
OO - Community engagement, innovation	3300000000000000	2,000,000.00	0.00	2,000,000.00	106,895.51	241,662.65	218,736.21	0.00	567,294.37	106,895.51	241,662.65	218,736.21	0.00	567,294.37	1,432,705.81
TECHNICAL ADVISORY EXTENSION PROGRAM	3301000000000000	2,000,000.00	0.00	2,000,000.00	106,895.51	241,662.65	218,736.21	0.00	567,294.37	106,895.51	241,662.65	218,736.21	0.00	567,294.37	1,432,705.81
Provision of Extension Services	3301001000010000	2,000,000.00	0.00	2,000,000.00	106,895.51	241,662.65	218,736.21	0.00	567,294.37	106,895.51	241,662.65	218,736.21	0.00	567,294.37	1,432,705.81
PS		10,000.00	0.00	10,000.00	0.00	0.00	0.00	0.00	0.00	0.00	0.00	0.00	0.00	0.00	0.00
MOOE		1,540,000.00	0.00	1,540,000.00	54,895.51	241,662.65	134,666.63	0.00	431,224.79	54,895.51	241,662.65	134,666.63	0.00	431,224.79	1,108,755.01
CO		450,000.00	0.00	450,000.00	52,000.00	0.00	84,069.58	0.00	136,069.58	52,000.00	0.00	84,069.58	0.00	136,069.58	313,950.00
Sub Total, Operations		152,646,000.00	0.00	152,646,000.00	18,544,010.50	31,570,024.57	24,750,824.97	0.00	74,864,860.04	18,405,449.33	31,252,644.74	25,012,559.85	0.00	74,670,653.92	84,761,339.94
PS		6,020,000.00	0.00	6,020,000.00	1,863,000.00	1,331,625.00	2,142,250.00	0.00	5,336,875.00	1,661,000.00	1,218,500.00	2,195,375.00	0.00	5,074,875.00	683,125.00
MOOE		91,611,000.00	0.00	91,611,000.00	15,262,252.54	17,822,052.44	17,843,954.65	0.00	50,928,259.63	15,262,252.54	17,662,675.54	17,669,593.53	0.00	50,734,519.55	40,682,142.33
FinEx (If Applicable)		0.00	0.00	0.00	0.00	0.00	0.00	0.00	0.00	0.00	0.00	0.00	0.00	0.00	0.00
CO		62,015,000.00	0.00	62,015,000.00	1,418,758.96	12,416,347.09	4,764,420.32	0.00	18,599,526.37	1,280,197.75	12,371,709.26	4,703,870.54	0.00	18,599,527.55	43,415,472.83
GRAND TOTAL		184,251,000.00	0.00	184,251,000.00	23,382,118.31	36,386,447.20	30,322,514.37	0.00	90,091,080.88	23,218,557.14	36,034,362.37	30,596,990.25	0.00	89,870,509.76	84,159,919.12
PS		6,310,000.00	0.00	6,310,000.00	2,020,750.00	1,354,125.00	2,209,750.00	0.00	5,584,625.00	2,020,750.00	1,301,300.00	2,262,675.00	0.00	5,584,625.00	925,375.00
MOOE		110,726,000.00	0.00	110,726,000.00	19,701,771.89	21,110,756.78	21,742,039.15	0.00	62,554,567.82	19,701,771.89	20,852,316.78	21,760,190.00	0.00	62,314,278.67	48,171,432.36
FinEx (If Applicable)		0.00	0.00	0.00	0.00	0.00	0.00	0.00	0.00	0.00	0.00	0.00	0.00	0.00	0.00
CO		67,015,000.00	0.00	67,015,000.00	1,659,596.52	13,921,965.42	9,370,725.22	0.00	21,952,287.16	1,496,036.45	13,931,327.59	6,553,925.22	0.00	21,981,289.26	45,051,111.74

Certified Correct:
 VICENTE MOBILÓN TRIO, JR.
 BUDGET OFFICER
 Date: 2021-10-26 16:13:42

Certified Correct:
 ELFRED MONCADA SANCHEZ, CPA
 CHIEF ACCOUNTANT
 Date: 2021-10-26 16:13:42

Recommended/Approval By:
 MARC ALEXI CAESAR BELASCO BADAJOS, PAE, PH. D.
 VICE PRESIDENT FOR ADMINISTRATION AND FINANCE
 Date:

Approved By:
 ALADINO CUIZON MORACA, PH. D.
 SUC PRESIDENT II
 Date: 2021-10-26 16:17:51

State Universities and Colleges (SUCs)
 Central Philippines State University
 not applicable
 Code (UACS) : 08 063 0000000
 06 Business Related Funds
 (e.g. UACS Fund Cluster: 05-Internally Generated Funds and 06-Business Related Funds)


Particulars	UACS CODE	Approved Budget			Utilizations					Disbursements				Balance		
		Approved Budgeted Revenue	Adjustments (Reductions/Modifications)	Adjusted Budgeted Revenue	1st Quarter Ending March 31	2nd Quarter Ending June 30	3rd Quarter Ending Sept. 30	4th Quarter Ending Dec. 31	Total	1st Quarter Ending March 31	2nd Quarter Ending June 30	3rd Quarter Ending Sept. 30	4th Quarter Ending Dec. 31	TOTAL	Unutilized Budget	Unpaid Obligations (Due and Demandable)
1	2	3	4	5=(3+4)	6	7	8	9	10=(6+7+8+9)	11	12	13	14	15=(11+12+13+14)	16=(5-10)	17
DE		15,000.00	0.00	15,000.00	0.00	0.00	0.00	0.00	0.00	0.00	0.00	0.00	0.00	0.00	15,000.00	0.00
Management Incentives	3200000000000000	15,000.00	0.00	15,000.00	0.00	0.00	0.00	0.00	0.00	0.00	0.00	0.00	0.00	0.00	15,000.00	0.00
ADVISORY EXTENSION PROGRAM	3201000000000000	15,000.00	0.00	15,000.00	0.00	0.00	0.00	0.00	0.00	0.00	0.00	0.00	0.00	0.00	15,000.00	0.00
Personnel Extension Services	3401001000010000	15,000.00	0.00	15,000.00	0.00	0.00	0.00	0.00	0.00	0.00	0.00	0.00	0.00	0.00	15,000.00	0.00
DE		1,690,000.00	0.00	1,690,000.00	380,860.00	177,372.25	112,542.50	0.00	670,774.75	380,860.00	177,372.25	112,542.50	0.00	670,774.75	1,019,225.25	0.00
DE		1,440,000.00	0.00	1,440,000.00	380,860.00	32,566.00	112,542.50	0.00	525,968.50	380,860.00	32,566.00	112,542.50	0.00	525,968.50	814,031.50	0.00
DE		250,000.00	0.00	250,000.00	0.00	144,806.25	0.00	0.00	144,806.25	0.00	144,806.25	0.00	0.00	144,806.25	105,193.75	0.00
DE		6,735,450.00	0.00	6,735,450.00	814,853.96	1,840,106.71	1,724,325.40	0.00	4,479,286.07	814,853.96	1,820,277.71	1,844,154.40	0.00	4,479,286.07	2,256,163.93	0.00
DE		5,935,450.00	0.00	5,935,450.00	614,853.96	1,695,300.46	1,724,325.40	0.00	4,234,479.82	614,853.96	1,515,471.46	1,814,154.40	0.00	4,234,479.82	1,700,970.18	0.00
DE		800,000.00	0.00	800,000.00	0.00	244,806.25	0.00	0.00	244,806.25	0.00	244,806.25	0.00	0.00	244,806.25	555,193.75	0.00


Certified Correct:
 ALFREDO MOBILON TRIO, JR.
 BUDGET OFFICER
 Date: 2021-10-26 16:13:42


Certified Correct:
 ELFREDO MONTEADA SUMONGSONG, CPA
 CHIEF ACCOUNTANT
 Date: 2021-10-26 16:13:42


Recommending Approval By:
 MARC ALEXIS CAESAR BELARTE BADAJOS, PAE, PH. D.
 VICE PRESIDENT FOR ADMINISTRATION AND FINANCE
 Date:

Approved By:
 ADALINO CUIZON MORACA, PH. D.
 SUC PRESIDENT II
 Date: 2021-10-26 16:17:51

Direct:

MOBILLON TRIG, JR.
OFFICER
2021-10-26 16:13:42

Certified Correct:

ELFRED MONCADA SIMONS SONG, CPA
CHIEF ACCOUNTANT
Date: 2021-10-26 16:13:42

Recommending Approval By:

MARC ALEXEI CAESAR BELASCO BADAJOS, PAE, PH. D.
VICE PRESIDENT FOR ADMINISTRATION AND FINANCE
Date:


Approved By:
ALADINO CUIZON MORACA, PH. D.
SUC PRESIDENT II
Date: 2021-10-26 16:17:51