

SUMMARY OF APPROVED BUDGET, UTILIZATIONS, DISBURSEMENTS AND BALANCES BY OBJECT OF EXPENDITURES
(For Off-Budgetary Funds)

As at the Quarter Ending June 30, 2022

Department : State Universities and Colleges (SUCs)
 Agency/Entity : Central Philippines State University
 Operating Unit : < not applicable >
 Organization Code (UACS) : 08 063 0000000
 Fund Cluster : 05 Internally Generated Funds

(e.g. UACS Fund Cluster: 05-Internally Generated Funds and 06-Business Related Funds)

Particulars	UACS CODE	Approved Budget				Utilizations				Disbursements				Balances				
		Approved Budgeted Revenue	Adjustments (Reductions, Modifications/)	Adjusted Budgeted Revenue	1st Quarter Ending March 31	2nd Quarter Ending June 30	3rd Quarter Ending Sept. 30	4th Quarter Ending Dec. 31	Total	1st Quarter Ending March 31	2nd Quarter Ending June 30	3rd Quarter Ending Sept. 30	4th Quarter Ending Dec. 31	TOTAL	Unutilized Budget	Unpaid Obligations		
																Due and Demandable	Not Yet Due and Demandable	
1	2	3	4	5=(3+4)	6	7	8	9	10=(6+7+8+9)	11	12	13	14	15=(11+12+13+14)	16=(5-10)	17	18	
SUMMARY																		
A. AGENCY SPECIFIC BUDGET																		
Personnel Services		20,600,000.00	0.00	20,600,000.00	3,410,873.20	2,977,325.50	0.00	0.00	0.00	6,388,188.70	2,737,325.40	0.00	0.00	6,088,188.70	14,211,101.30	300,000.00	0.00	
Salaries and Wages	5010100000	2,350,000.00	0.00	2,350,000.00	1,367,119.35	308,025.00	0.00	0.00	0.00	1,675,144.35	308,025.00	0.00	0.00	1,675,144.35	674,855.65	0.00	0.00	
Salaries and Wages - Regular	5010101000	2,350,000.00	0.00	2,350,000.00	1,367,119.35	308,025.00	0.00	0.00	0.00	1,675,144.35	308,025.00	0.00	0.00	1,675,144.35	674,855.65	0.00	0.00	
Basic Salary - Civilian	5010101001	2,350,000.00	0.00	2,350,000.00	1,367,119.35	308,025.00	0.00	0.00	0.00	1,675,144.35	308,025.00	0.00	0.00	1,675,144.35	674,855.65	0.00	0.00	
Other Compensation	5010200000	18,070,000.00	0.00	18,070,000.00	2,025,272.35	2,632,337.50	0.00	0.00	0.00	4,657,609.85	2,392,337.50	0.00	0.00	4,357,609.85	13,412,398.15	300,000.00	0.00	
Honoraria	5010210000	17,674,000.00	0.00	17,674,000.00	1,836,500.00	2,529,662.50	0.00	0.00	0.00	4,366,162.50	2,216,662.50	0.00	0.00	4,086,162.50	13,307,837.50	300,000.00	0.00	
Honoraria - Civilian	5010210001	17,674,000.00	0.00	17,674,000.00	1,836,500.00	2,529,662.50	0.00	0.00	0.00	4,366,162.50	2,216,662.50	0.00	0.00	4,086,162.50	13,307,837.50	300,000.00	0.00	
Year End Bonus	5010214000	220,000.00	0.00	220,000.00	116,279.00	0.00	0.00	0.00	0.00	116,279.00	0.00	0.00	0.00	116,279.00	0.00	0.00	0.00	
Bonus - Civilian	5010214001	220,000.00	0.00	220,000.00	116,279.00	0.00	0.00	0.00	0.00	116,279.00	0.00	0.00	0.00	116,279.00	0.00	0.00	0.00	
Other Bonuses and Allowances	5010290000	176,000.00	0.00	176,000.00	72,493.35	102,675.00	0.00	0.00	0.00	175,168.35	102,675.00	0.00	0.00	175,168.35	831.65	0.00	0.00	
Mid-Year Bonus - Civilian	5010290036	180,000.00	0.00	180,000.00	18,481.50	36,963.00	0.00	0.00	0.00	18,481.50	36,963.00	0.00	0.00	18,481.50	0.00	0.00	0.00	
Personnel Benefit Contributions	5010300000	180,000.00	0.00	180,000.00	18,481.50	36,963.00	0.00	0.00	0.00	18,481.50	36,963.00	0.00	0.00	18,481.50	0.00	0.00	0.00	
Retirement and Life Insurance Premiums	5010301000	180,000.00	0.00	180,000.00	18,481.50	36,963.00	0.00	0.00	0.00	18,481.50	36,963.00	0.00	0.00	18,481.50	0.00	0.00	0.00	
Retirement and Life Insurance Premiums	5010301000	180,000.00	0.00	180,000.00	18,481.50	36,963.00	0.00	0.00	0.00	18,481.50	36,963.00	0.00	0.00	18,481.50	0.00	0.00	0.00	
Maintenance and Other Operating Expenses	5020100000	155,200,000.00	0.00	155,200,000.00	18,071,771.97	27,305,575.57	0.00	0.00	0.00	45,377,347.54	25,776,713.42	0.00	0.00	42,788,273.86	1,045,086.65	1,542,907.00	0.00	
Traveling Expenses	5020100000	1,450,000.00	0.00	1,450,000.00	73,700.00	422,864.00	0.00	0.00	0.00	496,564.00	418,164.00	0.00	0.00	492,654.00	3,000.00	0.00	0.00	
Traveling Expenses - Local	5020101000	1,300,000.00	0.00	1,300,000.00	73,700.00	422,864.00	0.00	0.00	0.00	496,564.00	418,164.00	0.00	0.00	492,654.00	3,000.00	0.00	0.00	
Traveling Expenses - Local	5020101000	1,300,000.00	0.00	1,300,000.00	73,700.00	422,864.00	0.00	0.00	0.00	496,564.00	418,164.00	0.00	0.00	492,654.00	3,000.00	0.00	0.00	
Traveling Expenses - Foreign	5020102000	150,000.00	0.00	150,000.00	0.00	0.00	0.00	0.00	0.00	0.00	0.00	0.00	0.00	0.00	0.00	0.00	0.00	
Traveling Expenses - Foreign	5020102000	150,000.00	0.00	150,000.00	0.00	0.00	0.00	0.00	0.00	0.00	0.00	0.00	0.00	0.00	0.00	0.00	0.00	
Traveling Expenses - Foreign	5020102000	150,000.00	0.00	150,000.00	0.00	0.00	0.00	0.00	0.00	0.00	0.00	0.00	0.00	0.00	0.00	0.00	0.00	
Training and Scholarship Expenses	5020200000	4,250,000.00	0.00	4,250,000.00	624,870.00	1,104,854.98	0.00	0.00	0.00	1,729,724.98	1,104,854.98	0.00	0.00	1,684,369.98	2,510,275.04	55,355.00	0.00	
Training Expenses	5020201000	3,800,000.00	0.00	3,800,000.00	599,870.00	1,025,176.98	0.00	0.00	0.00	1,625,046.98	1,025,176.98	0.00	0.00	1,585,691.98	2,174,953.04	55,355.00	0.00	
ICT Training Expenses	5020201001	500,000.00	0.00	500,000.00	0.00	0.00	0.00	0.00	0.00	0.00	0.00	0.00	0.00	500,000.00	0.00	0.00	0.00	
Training Expenses	5020201002	3,300,000.00	0.00	3,300,000.00	599,870.00	1,025,176.98	0.00	0.00	0.00	1,625,046.98	1,025,176.98	0.00	0.00	1,585,691.98	2,174,953.04	55,355.00	0.00	

Department : State Universities and Colleges (SUCs)
 Agency/Entity : Central Philippines State University
 Operating Unit : < not applicable >
 Organization Code (UACS) : 08 063 0000000
 Fund Cluster : 05 Internally Generated Funds
 (e.g. UACS Fund Cluster: 05-Internally Generated Funds and 06-Business Related Funds)

Particulars	UACS CODE	Approved Budget				Utilizations				Disbursements				Balances				
		Approved Budgeted Revenue	Adjustments (Reductions, Modifications/)	Adjusted Budgeted Revenue	1st Quarter Ending March 31	2nd Quarter Ending June 30	3rd Quarter Ending Sept. 30	4th Quarter Ending Dec. 31	Total	1st Quarter Ending March 31	2nd Quarter Ending June 30	3rd Quarter Ending Sept. 30	4th Quarter Ending Dec. 31	TOTAL	Unutilized Budget	Unpaid Obligations		
																Due and Demandable	Net Yet Due and Demandable	
1	2	3	4	5=(3+(-4))	6	7	8	9	10=(6+7+8+9)	11	12	13	14	15=(11+12+13+14)	16=(5-10)	17	18	
SUMMARY																		
A. AGENCY SPECIFIC BUDGET																		
Scholarship Grants/Expenses	5020202000	450,000.00	0.00	450,000.00	35,000.00	79,678.00	0.00	0.00	114,678.00	35,000.00	79,678.00	0.00	0.00	114,678.00	35,322.00	0.00	0.00	0.00
Scholarship Grants/Expenses	5020202000	450,000.00	0.00	450,000.00	35,000.00	79,678.00	0.00	0.00	114,678.00	35,000.00	79,678.00	0.00	0.00	114,678.00	35,322.00	0.00	0.00	0.00
Supplies and Materials Expenses	5020300000	38,350,000.00	0.00	38,350,000.00	2,140,144.54	4,155,883.96	0.00	0.00	6,296,028.50	1,842,385.54	3,027,414.37	0.00	0.00	4,969,799.91	32,063,191.50	90,884.00	1,226,324.59	0.00
Office Supplies Expenses	5020301000	6,000,000.00	0.00	6,000,000.00	299,388.00	737,002.65	0.00	0.00	1,036,390.65	299,388.00	737,002.65	0.00	0.00	1,036,390.65	4,963,104.35	79,184.00	457,593.65	0.00
ICT Office Supplies	5020301001	2,500,000.00	0.00	2,500,000.00	0.00	79,184.00	0.00	0.00	79,184.00	0.00	0.00	0.00	0.00	79,184.00	2,420,816.00	79,184.00	0.00	0.00
Office Supplies Expenses	5020301002	3,500,000.00	0.00	3,500,000.00	299,388.00	657,818.65	0.00	0.00	957,206.65	299,388.00	737,002.65	0.00	0.00	1,036,390.65	2,542,799.35	0.00	457,593.65	0.00
Accountable Forms Expenses	5020302000	200,000.00	0.00	200,000.00	121,550.00	74,800.00	0.00	0.00	196,350.00	121,550.00	74,800.00	0.00	0.00	196,350.00	3,450.00	0.00	0.00	0.00
Accountable Forms Expenses	5020302000	200,000.00	0.00	200,000.00	121,550.00	74,800.00	0.00	0.00	196,350.00	121,550.00	74,800.00	0.00	0.00	196,350.00	3,450.00	0.00	0.00	0.00
Animal/Zoological Supplies Expenses	5020304000	2,500,000.00	0.00	2,500,000.00	555,752.00	265,537.22	0.00	0.00	821,289.22	555,752.00	265,537.22	0.00	0.00	821,289.22	1,678,716.78	0.00	15,385.00	0.00
Animal/Zoological Supplies Expenses	5020304000	2,500,000.00	0.00	2,500,000.00	555,752.00	265,537.22	0.00	0.00	821,289.22	555,752.00	265,537.22	0.00	0.00	821,289.22	1,678,716.78	0.00	15,385.00	0.00
Drugs and Medicines Expenses	5020307000	800,000.00	0.00	800,000.00	0.00	119,102.00	0.00	0.00	119,102.00	0.00	0.00	0.00	0.00	119,102.00	0.00	0.00	119,102.00	0.00
Drugs and Medicines Expenses	5020307000	800,000.00	0.00	800,000.00	0.00	119,102.00	0.00	0.00	119,102.00	0.00	0.00	0.00	0.00	119,102.00	0.00	0.00	119,102.00	0.00
Medical, Dental and Laboratory Supplies Expenses	5020308000	450,000.00	0.00	450,000.00	0.00	0.00	0.00	0.00	0.00	0.00	0.00	0.00	0.00	0.00	450,000.00	0.00	0.00	0.00
Medical, Dental and Laboratory Supplies Expenses	5020308000	450,000.00	0.00	450,000.00	0.00	0.00	0.00	0.00	0.00	0.00	0.00	0.00	0.00	0.00	450,000.00	0.00	0.00	0.00
Fuel, Oil and Lubricants Expenses	5020309000	2,000,000.00	0.00	2,000,000.00	390,024.54	728,391.99	0.00	0.00	1,118,416.53	375,524.54	653,732.11	0.00	0.00	1,045,256.64	881,863.47	0.00	73,159.89	0.00
Fuel, Oil and Lubricants Expenses	5020309000	2,000,000.00	0.00	2,000,000.00	390,024.54	728,391.99	0.00	0.00	1,118,416.53	375,524.54	653,732.11	0.00	0.00	1,045,256.64	881,863.47	0.00	73,159.89	0.00
Agricultural and Marine Supplies Expenses	5020310000	350,000.00	0.00	350,000.00	0.00	5,130.00	0.00	0.00	5,130.00	0.00	0.00	0.00	0.00	5,130.00	344,870.00	0.00	0.00	0.00
Agricultural and Marine Supplies Expenses	5020310000	350,000.00	0.00	350,000.00	0.00	5,130.00	0.00	0.00	5,130.00	0.00	0.00	0.00	0.00	5,130.00	344,870.00	0.00	0.00	0.00
Chemical and Filling Supplies Expenses	5020313000	50,000.00	0.00	50,000.00	0.00	0.00	0.00	0.00	0.00	0.00	0.00	0.00	0.00	0.00	50,000.00	0.00	0.00	0.00
Chemical and Filling Supplies Expenses	5020313000	50,000.00	0.00	50,000.00	0.00	0.00	0.00	0.00	0.00	0.00	0.00	0.00	0.00	0.00	50,000.00	0.00	0.00	0.00
Semi-Expendable Machinery and Equipment Expenses	5020321000	11,000,000.00	0.00	11,000,000.00	94,350.00	1,228,500.00	0.00	0.00	1,322,850.00	94,350.00	1,228,500.00	0.00	0.00	1,322,850.00	9,677,150.00	20,700.00	55,900.00	0.00
Semi-Expendable Machinery and Equipment Expenses	5020321001	450,000.00	0.00	450,000.00	0.00	0.00	0.00	0.00	0.00	0.00	0.00	0.00	0.00	0.00	450,000.00	0.00	0.00	0.00
Office Equipment	5020321002	1,000,000.00	0.00	1,000,000.00	24,350.00	272,400.00	0.00	0.00	296,750.00	14,450.00	257,900.00	0.00	0.00	222,350.00	703,250.00	16,500.00	55,900.00	0.00
Information and Communications Technology Equipment	5020321003	2,500,000.00	0.00	2,500,000.00	0.00	883,500.00	0.00	0.00	883,500.00	0.00	883,500.00	0.00	0.00	883,500.00	1,616,500.00	0.00	0.00	0.00
Agricultural and Forestry Equipment	5020321007	450,000.00	0.00	450,000.00	0.00	0.00	0.00	0.00	0.00	0.00	0.00	0.00	0.00	0.00	450,000.00	0.00	0.00	0.00
Communications Equipment	5020321007	450,000.00	0.00	450,000.00	0.00	0.00	0.00	0.00	0.00	0.00	0.00	0.00	0.00	0.00	450,000.00	0.00	0.00	0.00
Disaster Response and Rescue Equipment	5020321008	500,000.00	0.00	500,000.00	0.00	67,400.00	0.00	0.00	67,400.00	0.00	67,400.00	0.00	0.00	67,400.00	412,600.00	0.00	0.00	0.00
Medical Equipment	5020321010	350,000.00	0.00	350,000.00	47,500.00	3,000.00	0.00	0.00	50,500.00	0.00	50,500.00	0.00	0.00	50,500.00	219,500.00	0.00	0.00	0.00
Medical Equipment	5020321010	350,000.00	0.00	350,000.00	47,500.00	3,000.00	0.00	0.00	50,500.00	0.00	50,500.00	0.00	0.00	50,500.00	219,500.00	0.00	0.00	0.00
Sports Equipment	5020321012	2,500,000.00	0.00	2,500,000.00	0.00	0.00	0.00	0.00	0.00	0.00	0.00	0.00	0.00	0.00	2,500,000.00	0.00	0.00	0.00
Technical and Scientific Equipment	5020321013	2,500,000.00	0.00	2,500,000.00	0.00	0.00	0.00	0.00	0.00	0.00	0.00	0.00	0.00	0.00	2,500,000.00	0.00	0.00	0.00

Department : State Universities and Colleges (SUCs)
 Agency/Entity : Central Philippines State University
 Operating Unit : < not applicable >
 Organization Code (UACS) : 08 063 0000000
 Fund Cluster : 05 Internally Generated Funds
 (e.g. UACS Fund Cluster: 05-Internally Generated Funds and 06-Business Related Funds)

Particulars	UACS CODE	Approved Budget				Utilizations				Total	Disbursements				Balances			
		Approved Budgeted Revenue	Adjustments (Reductions, Modifications/)	Adjusted Budgeted Revenue	1st Quarter Ending March 31	2nd Quarter Ending June 30	3rd Quarter Ending Sept. 30	4th Quarter Ending Dec. 31	1st Quarter Ending March 31		2nd Quarter Ending June 30	3rd Quarter Ending Sept. 30	4th Quarter Ending Dec. 31	TOTAL	Unutilized Budget	Unpaid Obligations		
																Due and Demandable	Net Yet Due and Demandable	
1	2	3	4	5=(3+(-4))	6	7	8	9	10=(6+7+8+9)	11	12	13	14	15=(11+12+13+14)	16=(5-10)	17	18	
SUMMARY																		
A. AGENCY SPECIFIC BUDGET																		
Other Machinery and Equipment	5020321099	500,000.00	0.00	500,000.00	0.00	2,200.00	0.00	0.00	2,200.00	0.00	0.00	0.00	0.00	0.00	497,800.00	2,200.00	0.00	0.00
Semi-Expendable Furniture, Fixtures and Books Expenses	5020322000	8,500,000.00	0.00	8,500,000.00	475,300.00	218,000.00	0.00	0.00	693,300.00	487,500.00	218,000.00	0.00	0.00	0.00	695,500.00	7,806,700.00	0.00	7,800.00
Furniture and Fixtures	5020322001	2,500,000.00	0.00	2,500,000.00	475,300.00	218,000.00	0.00	0.00	693,300.00	487,500.00	218,000.00	0.00	0.00	0.00	695,500.00	1,406,700.00	0.00	7,800.00
Books	5020322002	6,000,000.00	0.00	6,000,000.00	0.00	0.00	0.00	0.00	0.00	0.00	0.00	0.00	0.00	0.00	0.00	6,000,000.00	0.00	0.00
Other Supplies and Materials Expenses	5020390000	6,500,000.00	0.00	6,500,000.00	203,780.00	779,400.10	0.00	0.00	983,180.10	80,591.00	405,205.05	0.00	0.00	0.00	485,796.05	5,316,819.50	0.00	497,384.05
Other Supplies and Materials Expenses	5020390000	6,500,000.00	0.00	6,500,000.00	203,780.00	779,400.10	0.00	0.00	983,180.10	80,591.00	405,205.05	0.00	0.00	0.00	485,796.05	5,316,819.50	0.00	497,384.05
Utility Expenses	5020400000	8,200,000.00	0.00	8,200,000.00	47,034.48	298,486.00	0.00	0.00	345,520.48	47,034.48	298,486.00	0.00	0.00	0.00	343,520.48	7,456,479.52	0.00	0.00
Water Expenses	5020401000	150,000.00	0.00	150,000.00	0.00	0.00	0.00	0.00	0.00	0.00	0.00	0.00	0.00	0.00	150,000.00	0.00	0.00	0.00
Water Expenses	5020401000	150,000.00	0.00	150,000.00	0.00	0.00	0.00	0.00	0.00	0.00	0.00	0.00	0.00	0.00	150,000.00	0.00	0.00	0.00
Electricity Expenses	5020402000	8,000,000.00	0.00	8,000,000.00	47,034.48	281,286.00	0.00	0.00	328,320.48	47,034.48	281,286.00	0.00	0.00	0.00	328,320.48	7,471,679.52	0.00	0.00
Electricity Expenses	5020402000	8,000,000.00	0.00	8,000,000.00	47,034.48	281,286.00	0.00	0.00	328,320.48	47,034.48	281,286.00	0.00	0.00	0.00	328,320.48	7,471,679.52	0.00	0.00
Gas/Heating Expenses	5020403000	50,000.00	0.00	50,000.00	0.00	15,200.00	0.00	0.00	15,200.00	0.00	15,200.00	0.00	0.00	0.00	15,200.00	34,100.00	0.00	0.00
Gas/Heating Expenses	5020403000	50,000.00	0.00	50,000.00	0.00	15,200.00	0.00	0.00	15,200.00	0.00	15,200.00	0.00	0.00	0.00	15,200.00	34,100.00	0.00	0.00
Communication Expenses	5020500000	8,531,000.00	0.00	8,531,000.00	216,032.29	424,755.18	0.00	0.00	640,787.47	266,032.29	424,755.18	0.00	0.00	0.00	690,787.47	7,840,212.53	0.00	0.00
Postage and Courier Services	5020501000	25,000.00	0.00	25,000.00	410.00	3,508.00	0.00	0.00	3,918.00	410.00	3,508.00	0.00	0.00	0.00	3,918.00	21,082.00	0.00	0.00
Postage and Courier Services	5020501000	25,000.00	0.00	25,000.00	410.00	3,508.00	0.00	0.00	3,918.00	410.00	3,508.00	0.00	0.00	0.00	3,918.00	21,082.00	0.00	0.00
Telephone Expenses	5020502000	500,000.00	0.00	500,000.00	26,592.00	23,762.31	0.00	0.00	50,354.31	26,592.00	23,762.31	0.00	0.00	0.00	50,354.31	441,645.69	0.00	0.00
Mobile	5020502001	500,000.00	0.00	500,000.00	26,592.00	23,762.31	0.00	0.00	50,354.31	26,592.00	23,762.31	0.00	0.00	0.00	50,354.31	441,645.69	0.00	0.00
Internet Subscription Expenses	5020503000	8,000,000.00	0.00	8,000,000.00	238,030.29	397,484.87	0.00	0.00	635,515.16	238,030.29	397,484.87	0.00	0.00	0.00	635,515.16	7,363,484.84	0.00	0.00
Internet Subscription Expenses	5020503000	8,000,000.00	0.00	8,000,000.00	238,030.29	397,484.87	0.00	0.00	635,515.16	238,030.29	397,484.87	0.00	0.00	0.00	635,515.16	7,363,484.84	0.00	0.00
Cable, Satellite, Telegraph and Radio Expenses	5020504000	6,000.00	0.00	6,000.00	0.00	0.00	0.00	0.00	0.00	0.00	0.00	0.00	0.00	0.00	6,000.00	0.00	0.00	0.00
Cable, Satellite, Telegraph and Radio Expenses	5020504000	6,000.00	0.00	6,000.00	0.00	0.00	0.00	0.00	0.00	0.00	0.00	0.00	0.00	0.00	6,000.00	0.00	0.00	0.00
Awards/Rewards and Prizes	5020600000	700,000.00	0.00	700,000.00	16,600.00	36,600.00	0.00	0.00	53,200.00	16,600.00	36,600.00	0.00	0.00	0.00	53,200.00	141,400.00	0.00	0.00
Awards/Rewards Expenses	5020601000	100,000.00	0.00	100,000.00	0.00	0.00	0.00	0.00	0.00	0.00	0.00	0.00	0.00	0.00	100,000.00	0.00	0.00	0.00
Awards/Rewards Expenses	5020601001	100,000.00	0.00	100,000.00	0.00	0.00	0.00	0.00	0.00	0.00	0.00	0.00	0.00	0.00	100,000.00	0.00	0.00	0.00
Prizes	5020602000	600,000.00	0.00	600,000.00	16,600.00	36,600.00	0.00	0.00	53,200.00	16,600.00	36,600.00	0.00	0.00	0.00	53,200.00	41,400.00	0.00	0.00
Prizes	5020602000	600,000.00	0.00	600,000.00	16,600.00	36,600.00	0.00	0.00	53,200.00	16,600.00	36,600.00	0.00	0.00	0.00	53,200.00	41,400.00	0.00	0.00
Survey, Research, Exploration and Development Expenses	5020700000	2,850,000.00	0.00	2,850,000.00	0.00	0.00	0.00	0.00	0.00	0.00	0.00	0.00	0.00	0.00	2,850,000.00	0.00	0.00	0.00
Survey Expenses	5020701000	100,000.00	0.00	100,000.00	0.00	0.00	0.00	0.00	0.00	0.00	0.00	0.00	0.00	0.00	100,000.00	0.00	0.00	0.00
Survey Expenses	5020701000	100,000.00	0.00	100,000.00	0.00	0.00	0.00	0.00	0.00	0.00	0.00	0.00	0.00	0.00	100,000.00	0.00	0.00	0.00

This report was generated using the Unified Reporting System on 28/07/2022 16:26 version: FAR2A.1.1 ; Status : SUBMITTED

Department : State Universities and Colleges (SUCs)
 Agency/Entity : Central Philippines State University
 Operating Unit : < not applicable >
 Organization Code (UACS) : 08 063 0000000
 Fund Cluster : 05 Internally Generated Funds
 (e.g. UACS Fund Cluster: 05-Internally Generated Funds and 06-Business Related Funds)

Particulars	UACS CODE	Approved Budget					Utilizations					Disbursements					Balances		
		Approved Budgeted Revenue	Adjustments (Reductions, Modifications/)	Adjusted Budgeted Revenue	1st Quarter Ending March 31	2nd Quarter Ending June 30	3rd Quarter Ending Sept. 30	4th Quarter Ending Dec. 31	Total	1st Quarter Ending March 31	2nd Quarter Ending June 30	3rd Quarter Ending Sept. 30	4th Quarter Ending Dec. 31	TOTAL	Unutilized Budget	Unpaid Obligations			
																Due and Demandable	Net Yet Due and Demandable		
1	2	3	4	5=(3+(-)4)	6	7	8	9	10=(6+7+8+9)	11	12	13	14	15=(11+12+13+14)	16=(5-10)	17	18		
SUMMARY																			
A. AGENCY SPECIFIC BUDGET																			
Research, Exploration and Development Expenses	5020702000	2,750,000.00	0.00	2,750,000.00	0.00	0.00	0.00	0.00	0.00	0.00	0.00	0.00	0.00	0.00	2,750,000.00	0.00	0.00	0.00	
ICT Research, Exploration and Development Expenses	5020702001	250,000.00	0.00	250,000.00	0.00	0.00	0.00	0.00	0.00	0.00	0.00	0.00	0.00	0.00	250,000.00	0.00	0.00	0.00	
Research, Exploration and Development Expenses	5020702002	2,500,000.00	0.00	2,500,000.00	0.00	0.00	0.00	0.00	0.00	0.00	0.00	0.00	0.00	0.00	2,500,000.00	0.00	0.00	0.00	
Professional Services	5021100000	32,550,000.00	0.00	32,550,000.00	6,142,054.50	8,065,024.00	0.00	0.00	14,207,078.50	6,142,054.50	7,872,094.00	0.00	0.00	14,014,078.50	19,342,021.50	0.00	0.00	193,000.00	
Legal Services	5021101000	450,000.00	0.00	450,000.00	99,000.00	1,500.00	0.00	0.00	100,500.00	99,000.00	1,500.00	0.00	0.00	100,500.00	349,500.00	0.00	0.00	0.00	
Legal Services	5021101000	450,000.00	0.00	450,000.00	99,000.00	1,500.00	0.00	0.00	100,500.00	99,000.00	1,500.00	0.00	0.00	100,500.00	349,500.00	0.00	0.00	0.00	
Consultancy Services	5021103000	100,000.00	0.00	100,000.00	0.00	0.00	0.00	0.00	0.00	0.00	0.00	0.00	0.00	0.00	100,000.00	0.00	0.00	0.00	
Consultancy Services	5021103002	100,000.00	0.00	100,000.00	0.00	0.00	0.00	0.00	0.00	0.00	0.00	0.00	0.00	0.00	100,000.00	0.00	0.00	0.00	
Other Professional Services	5021190000	32,000,000.00	0.00	32,000,000.00	6,043,054.50	8,063,524.00	0.00	0.00	14,106,578.50	6,043,054.50	7,870,594.00	0.00	0.00	13,913,578.50	17,883,421.50	0.00	0.00	193,000.00	
Other Professional Services	5021190000	32,000,000.00	0.00	32,000,000.00	6,043,054.50	8,063,524.00	0.00	0.00	14,106,578.50	6,043,054.50	7,870,594.00	0.00	0.00	13,913,578.50	17,883,421.50	0.00	0.00	193,000.00	
General Services	5021200000	3,500,000.00	0.00	3,500,000.00	749,303.23	981,209.63	0.00	0.00	1,730,512.86	749,303.23	981,209.63	0.00	0.00	1,730,512.86	1,769,458.94	0.00	0.00	0.00	
Security Services	5021203000	3,500,000.00	0.00	3,500,000.00	749,303.23	981,209.63	0.00	0.00	1,730,512.86	749,303.23	981,209.63	0.00	0.00	1,730,512.86	1,769,458.94	0.00	0.00	0.00	
Security Services	5021203000	3,500,000.00	0.00	3,500,000.00	749,303.23	981,209.63	0.00	0.00	1,730,512.86	749,303.23	981,209.63	0.00	0.00	1,730,512.86	1,769,458.94	0.00	0.00	0.00	
Repairs and Maintenance	5021300000	18,211,000.00	0.00	18,211,000.00	1,166,319.50	4,394,621.18	0.00	0.00	5,560,940.68	1,166,319.50	4,394,621.18	0.00	0.00	5,428,769.63	12,850,051.32	0.00	0.00	16,000.00	
Repairs and Maintenance - Infrastructure Assets	5021300000	250,000.00	0.00	250,000.00	0.00	0.00	0.00	0.00	0.00	0.00	0.00	0.00	0.00	250,000.00	0.00	0.00	0.00	0.00	
Water Supply Systems	5021300004	250,000.00	0.00	250,000.00	0.00	0.00	0.00	0.00	0.00	0.00	0.00	0.00	0.00	250,000.00	0.00	0.00	0.00	0.00	
Repairs and Maintenance - Buildings and Other Structures	5021304000	14,221,000.00	0.00	14,221,000.00	813,917.55	4,100,687.73	0.00	0.00	4,914,605.28	813,917.55	4,100,687.73	0.00	0.00	4,832,103.28	9,305,394.72	0.00	0.00	8,000.00	
Buildings	5021304001	2,500,000.00	0.00	2,500,000.00	100,529.00	1,175,959.39	0.00	0.00	1,276,488.39	100,529.00	1,175,959.39	0.00	0.00	1,223,519.39	52,899.00	0.00	0.00	0.00	
School Buildings	5021304006	1,500,000.00	0.00	1,500,000.00	669,388.55	2,808,013.34	0.00	0.00	3,477,401.89	669,388.55	2,808,013.34	0.00	0.00	3,489,401.89	8,000.00	0.00	0.00	0.00	
Hotels and Dormitories	5021304009	1,500,000.00	0.00	1,500,000.00	0.00	0.00	0.00	0.00	0.00	0.00	0.00	0.00	0.00	1,500,000.00	0.00	0.00	0.00	0.00	
Other Structures	5021305000	935,000.00	33,950.00	968,950.00	44,000.00	118,715.00	0.00	0.00	1,087,665.00	44,000.00	118,715.00	0.00	0.00	1,206,315.00	1,339,265.00	0.00	0.00	0.00	
Repairs and Maintenance - Machinery and Equipment	5021305000	935,000.00	33,950.00	968,950.00	44,000.00	118,715.00	0.00	0.00	1,087,665.00	44,000.00	118,715.00	0.00	0.00	1,206,315.00	1,339,265.00	0.00	0.00	0.00	
Machinery	5021305001	50,000.00	0.00	50,000.00	0.00	0.00	0.00	0.00	0.00	0.00	0.00	0.00	0.00	50,000.00	0.00	0.00	0.00	0.00	
Office Equipment	5021305002	250,000.00	0.00	250,000.00	0.00	0.00	0.00	0.00	0.00	0.00	0.00	0.00	0.00	250,000.00	0.00	0.00	0.00	0.00	
Information and Communication Technology Equipment	5021305003	250,000.00	0.00	250,000.00	0.00	0.00	0.00	0.00	0.00	0.00	0.00	0.00	0.00	250,000.00	0.00	0.00	0.00	0.00	
Agricultural and Forestry Equipment	5021305004	350,000.00	0.00	350,000.00	6,500.00	4,700.00	0.00	0.00	11,200.00	6,500.00	4,700.00	0.00	0.00	11,200.00	318,800.00	0.00	0.00	0.00	
Communication Equipment	5021305007	5,000.00	0.00	5,000.00	0.00	0.00	0.00	0.00	0.00	0.00	0.00	0.00	0.00	5,000.00	0.00	0.00	0.00	0.00	
Disaster Response and Rescue Equipment	5021305009	5,000.00	0.00	5,000.00	0.00	0.00	0.00	0.00	0.00	0.00	0.00	0.00	0.00	5,000.00	0.00	0.00	0.00	0.00	
Medical Equipment	5021305011	5,000.00	0.00	5,000.00	0.00	0.00	0.00	0.00	0.00	0.00	0.00	0.00	0.00	5,000.00	0.00	0.00	0.00	0.00	
Sports Equipment	5021305013	5,000.00	0.00	5,000.00	0.00	0.00	0.00	0.00	0.00	0.00	0.00	0.00	0.00	5,000.00	0.00	0.00	0.00	0.00	

Department : State Universities and Colleges (SUCs)
 Agency/Entity : Central Philippines State University
 Operating Unit : < not applicable >
 Organization Code (UACS) : 08 063 0000000
 Fund Cluster : 05 Internally Generated Funds
 (e.g. UACS Fund Cluster: 05-Internally Generated Funds and 06-Business Related Funds)

Particulars	UACS CODE	Approved Budget				Utilizations				Total 10=(6+7+8+9)	Disbursements				Balances			
		Approved Budgeted Revenue	Adjustments (Reductions, Modifications/)	Adjusted Budgeted Revenue	5=(3+(-)4)	1st Quarter Ending March 31	2nd Quarter Ending June 30	3rd Quarter Ending Sept. 30	4th Quarter Ending Dec. 31		1st Quarter Ending March 31	2nd Quarter Ending June 30	3rd Quarter Ending Sept. 30	4th Quarter Ending Dec. 31	TOTAL 15=(11+12+13+14)	Unutilized Budget 16=(5-10)	Unpaid Obligations	
																	Due and Demandable	Net Yet Due and Demandable
1	2	3	4	5	6	7	8	9	10	11	12	13	14	15	16	17	18	
SUMMARY																		
A. AGENCY SPECIFIC BUDGET																		
Technical and Scientific Equipment	5021305014	5,000.00	0.00	5,000.00	0.00	0.00	0.00	0.00	0.00	0.00	0.00	0.00	0.00	0.00	5,000.00	0.00	0.00	
Other Machinery and Equipment	5021305099	10,000.00	33,950.00	43,950.00	42,200.00	1,750.00	0.00	0.00	43,950.00	42,200.00	1,750.00	0.00	0.00	0.00	43,950.00	0.00	0.00	
Repairs and Maintenance - Transportation Equipment	5021306000	2,050,000.00	0.00	2,050,000.00	2,020,201.95	193,811.60	0.00	0.00	484,013.55	2,020,201.95	185,811.60	0.00	0.00	0.00	476,013.55	1,565,886.45	8,000.00	
Motor Vehicles	5021306001	2,000,000.00	0.00	2,000,000.00	2,020,201.95	193,811.60	0.00	0.00	484,013.55	2,020,201.95	185,811.60	0.00	0.00	0.00	476,013.55	1,515,886.45	8,000.00	
Other Transportation Equipment	5021306099	50,000.00	0.00	50,000.00	0.00	0.00	0.00	0.00	0.00	0.00	0.00	0.00	0.00	0.00	50,000.00	0.00	0.00	
Repairs and Maintenance - Furniture and Fixtures	5021307000	5,000.00	0.00	5,000.00	0.00	0.00	0.00	0.00	0.00	0.00	0.00	0.00	0.00	0.00	5,000.00	0.00	0.00	
Repairs and Maintenance - Furniture and Fixtures	5021307000	5,000.00	0.00	5,000.00	0.00	0.00	0.00	0.00	0.00	0.00	0.00	0.00	0.00	0.00	5,000.00	0.00	0.00	
Repairs and Maintenance - Semi-Expendable Machinery and Equipment	5021321000	240,000.00	(33,950.00)	206,050.00	13,500.00	0.00	0.00	0.00	13,500.00	13,500.00	0.00	0.00	0.00	0.00	12,500.00	0.00	0.00	
Machinery	5021321001	10,000.00	0.00	10,000.00	0.00	0.00	0.00	0.00	10,000.00	10,000.00	0.00	0.00	0.00	0.00	10,000.00	0.00	0.00	
Office Equipment	5021321002	10,000.00	3,500.00	13,500.00	13,500.00	0.00	0.00	0.00	13,500.00	13,500.00	0.00	0.00	0.00	0.00	13,500.00	0.00	0.00	
Information and Communications Technology Equipment	5021321003	15,000.00	0.00	15,000.00	0.00	0.00	0.00	0.00	0.00	0.00	0.00	0.00	0.00	0.00	15,000.00	0.00	0.00	
Agricultural and Forestry Equipment	5021321004	20,000.00	0.00	20,000.00	0.00	0.00	0.00	0.00	0.00	0.00	0.00	0.00	0.00	0.00	20,000.00	0.00	0.00	
Communications Equipment	5021321007	5,000.00	0.00	5,000.00	0.00	0.00	0.00	0.00	0.00	0.00	0.00	0.00	0.00	0.00	5,000.00	0.00	0.00	
Disaster Response and Rescue Equipment	5021321008	5,000.00	0.00	5,000.00	0.00	0.00	0.00	0.00	0.00	0.00	0.00	0.00	0.00	0.00	5,000.00	0.00	0.00	
Medical Equipment	5021321010	5,000.00	0.00	5,000.00	0.00	0.00	0.00	0.00	0.00	0.00	0.00	0.00	0.00	0.00	5,000.00	0.00	0.00	
Sports Equipment	5021321012	5,000.00	0.00	5,000.00	0.00	0.00	0.00	0.00	0.00	0.00	0.00	0.00	0.00	0.00	5,000.00	0.00	0.00	
Technical and Scientific Equipment	5021321013	15,000.00	0.00	15,000.00	0.00	0.00	0.00	0.00	0.00	0.00	0.00	0.00	0.00	0.00	15,000.00	0.00	0.00	
Other Machinery and Equipment	5021321089	150,000.00	(37,450.00)	112,550.00	0.00	0.00	0.00	0.00	0.00	0.00	0.00	0.00	0.00	0.00	112,550.00	0.00	0.00	
Repairs and Maintenance - Semi-Expendable Furniture, Fixtures and Bldgs	5021322000	10,000.00	0.00	10,000.00	0.00	0.00	0.00	0.00	0.00	0.00	0.00	0.00	0.00	0.00	10,000.00	0.00	0.00	
Furniture and Fixtures	5021322001	10,000.00	0.00	10,000.00	0.00	0.00	0.00	0.00	0.00	0.00	0.00	0.00	0.00	0.00	10,000.00	0.00	0.00	
Repairs and Maintenance - Other Property, Plant and Equipment	5021395000	500,000.00	0.00	500,000.00	0.00	93,671.95	0.00	0.00	93,671.95	0.00	0.00	0.00	0.00	0.00	52,000.00	41,671.95	0.00	
Other Property, Plant and Equipment	5021395099	500,000.00	0.00	500,000.00	0.00	93,671.95	0.00	0.00	93,671.95	0.00	0.00	0.00	0.00	0.00	52,000.00	41,671.95	0.00	
Taxes, Insurance Premiums and Other Fees	5021500000	1,155,000.00	0.00	1,155,000.00	669,750.00	160,326.20	0.00	0.00	829,076.20	669,750.00	160,326.20	0.00	0.00	0.00	52,663.70	324,123.40	669,750.00	
Taxes, Duties and Licenses	5021501000	150,000.00	0.00	150,000.00	0.00	52,463.70	0.00	0.00	52,463.70	0.00	0.00	0.00	0.00	0.00	52,463.70	0.00	0.00	
Taxes, Duties and Licenses	5021501001	150,000.00	0.00	150,000.00	0.00	52,463.70	0.00	0.00	52,463.70	0.00	0.00	0.00	0.00	0.00	52,463.70	0.00	0.00	
Fidelity Bond Premiums	5021502000	5,000.00	0.00	5,000.00	0.00	0.00	0.00	0.00	0.00	0.00	0.00	0.00	0.00	0.00	5,000.00	0.00	0.00	
Fidelity Bond Premiums	5021502000	5,000.00	0.00	5,000.00	0.00	0.00	0.00	0.00	0.00	0.00	0.00	0.00	0.00	0.00	5,000.00	0.00	0.00	
Insurance Expenses	5021503000	1,000,000.00	0.00	1,000,000.00	669,750.00	107,462.50	0.00	0.00	777,412.50	669,750.00	107,462.50	0.00	0.00	0.00	222,587.50	669,750.00	107,462.50	
Insurance Expenses	5021503000	1,000,000.00	0.00	1,000,000.00	669,750.00	107,462.50	0.00	0.00	777,412.50	669,750.00	107,462.50	0.00	0.00	0.00	222,587.50	669,750.00	107,462.50	
Labor and Wages	5021600000	26,000,000.00	0.00	26,000,000.00	5,424,547.22	6,641,174.01	0.00	0.00	12,121,736.23	5,424,547.22	6,641,174.01	0.00	0.00	0.00	15,811,263.67	100,126.80	0.00	

This report was generated using the Unified Reporting System on 28/07/2022 16:26 version: FAR2A.1.1 : Status : SUBMITTED

Department : State Universities and Colleges (SUCs)
 Agency/Entity : Central Philippines State University
 Operating Unit : < not applicable >
 Organization Code (UACS) : 08 063 0000000
 Fund Cluster : 05 Internally Generated Funds
 (e.g. UACS Fund Cluster: 05-Internally Generated Funds and 06-Business Related Funds)


Particulars	UACS CODE	Approved Budget				Utilizations				Disbursements				Balances			
		Approved Budgeted Revenue	Adjustments (Reductions, Modifications/)	Adjusted Budgeted Revenue	1st Quarter Ending March 31	2nd Quarter Ending June 30	3rd Quarter Ending Sept. 30	4th Quarter Ending Dec. 31	Total	1st Quarter Ending March 31	2nd Quarter Ending June 30	3rd Quarter Ending Sept. 30	4th Quarter Ending Dec. 31	TOTAL	Unutilized Budget	Unpaid Obligations	
																Due and Demandable	Not Yet Due and Demandable
1	2	3	4	5= (3+4)	6	7	8	9	10= (6+7+8+9)	11	12	13	14	15= (11+12+13+14)	16= (5-10)	17	18
SUMMARY																	
A. AGENCY SPECIFIC BUDGET																	
Labor and Wages	5021601000	28,000,000.00	0.00	28,000,000.00	5,487,562.32	6,641,174.01	0.00	0.00	12,128,736.33	5,424,547.32	6,694,062.21	0.00	0.00	12,028,609.53	15,871,263.67	100,126.60	0.00
Labor and Wages	5021601000	28,000,000.00	0.00	28,000,000.00	5,487,562.32	6,641,174.01	0.00	0.00	12,128,736.33	5,424,547.32	6,694,062.21	0.00	0.00	12,028,609.53	15,871,263.67	100,126.60	0.00
Other Maintenance and Operating Expenses	5029300000	7,453,000.00	0.00	7,453,000.00	678,401.11	621,699.25	0.00	0.00	1,300,100.36	678,401.11	625,299.25	0.00	0.00	1,303,697.36	6,152,602.64	0.00	0.00
Advertising Expenses	5029301000	50,000.00	0.00	50,000.00	7,926.00	0.00	0.00	0.00	7,926.00	7,926.00	0.00	0.00	0.00	7,926.00	42,074.00	0.00	0.00
Advertising Expenses	5029301000	50,000.00	0.00	50,000.00	7,926.00	0.00	0.00	0.00	7,926.00	7,926.00	0.00	0.00	0.00	7,926.00	42,074.00	0.00	0.00
Printing and Publication Expenses	5029302000	600,000.00	0.00	600,000.00	0.00	0.00	0.00	0.00	0.00	0.00	0.00	0.00	0.00	0.00	600,000.00	0.00	0.00
Printing and Publication Expenses	5029302000	600,000.00	0.00	600,000.00	0.00	0.00	0.00	0.00	0.00	0.00	0.00	0.00	0.00	0.00	600,000.00	0.00	0.00
Representation Expenses	5029303000	3,000,000.00	0.00	3,000,000.00	494,365.99	596,696.25	0.00	0.00	1,091,062.24	494,365.99	596,696.25	0.00	0.00	1,091,062.24	1,903,837.76	0.00	0.00
Representation Expenses	5029303000	3,000,000.00	0.00	3,000,000.00	494,365.99	596,696.25	0.00	0.00	1,091,062.24	494,365.99	596,696.25	0.00	0.00	1,091,062.24	1,903,837.76	0.00	0.00
Transportation and Delivery Expenses	5029304000	100,000.00	0.00	100,000.00	19,671.36	10,000.00	0.00	0.00	29,671.36	19,671.36	13,600.00	0.00	0.00	29,671.36	70,328.64	0.00	0.00
Transportation and Delivery Expenses	5029304000	100,000.00	0.00	100,000.00	19,671.36	10,000.00	0.00	0.00	29,671.36	19,671.36	13,600.00	0.00	0.00	29,671.36	70,328.64	0.00	0.00
Rent/Lease Expenses	5029605000	563,000.00	0.00	563,000.00	103,000.00	0.00	0.00	0.00	103,000.00	103,000.00	0.00	0.00	0.00	103,000.00	440,000.00	0.00	0.00
Rent - Building and Structures	5029605001	13,000.00	0.00	13,000.00	0.00	0.00	0.00	0.00	13,000.00	13,000.00	0.00	0.00	0.00	13,000.00	0.00	0.00	0.00
Rent - Motor Vehicles	5029605003	300,000.00	0.00	300,000.00	0.00	0.00	0.00	0.00	0.00	0.00	0.00	0.00	0.00	0.00	300,000.00	0.00	0.00
Rent - Equipment	5029605004	300,000.00	0.00	300,000.00	0.00	0.00	0.00	0.00	0.00	0.00	0.00	0.00	0.00	0.00	0.00	0.00	0.00
Membership Dues and Contributions to Organizations	5029606000	5,000.00	0.00	5,000.00	0.00	0.00	0.00	0.00	0.00	0.00	0.00	0.00	0.00	0.00	5,000.00	0.00	0.00
Membership Dues and Contributions to Organizations	5029606000	5,000.00	0.00	5,000.00	0.00	0.00	0.00	0.00	0.00	0.00	0.00	0.00	0.00	0.00	5,000.00	0.00	0.00
Subscription Expenses	5029907000	3,050,000.00	0.00	3,050,000.00	48,437.76	0.00	0.00	0.00	48,437.76	48,437.76	0.00	0.00	0.00	48,437.76	3,001,562.24	0.00	0.00
Subscription Expenses	5029907000	3,050,000.00	0.00	3,050,000.00	48,437.76	0.00	0.00	0.00	48,437.76	48,437.76	0.00	0.00	0.00	48,437.76	3,001,562.24	0.00	0.00
ICT Software Subscription	5029907001	1,000,000.00	0.00	1,000,000.00	0.00	0.00	0.00	0.00	0.00	0.00	0.00	0.00	0.00	0.00	1,000,000.00	0.00	0.00
Library and Other Reading Materials Subscription Expenses	5029907004	2,000,000.00	0.00	2,000,000.00	0.00	0.00	0.00	0.00	0.00	0.00	0.00	0.00	0.00	0.00	2,000,000.00	0.00	0.00
Other Subscription Expenses	5029907099	50,000.00	0.00	50,000.00	48,437.76	0.00	0.00	0.00	48,437.76	48,437.76	0.00	0.00	0.00	48,437.76	1,562.24	0.00	0.00
Bank Transaction Fee	5029922000	10,000.00	0.00	10,000.00	0.00	0.00	0.00	0.00	0.00	0.00	0.00	0.00	0.00	0.00	10,000.00	0.00	0.00
Bank Transaction Fee	5029922000	10,000.00	0.00	10,000.00	0.00	0.00	0.00	0.00	0.00	0.00	0.00	0.00	0.00	0.00	10,000.00	0.00	0.00
Other Maintenance and Operating Expenses	5029996000	75,000.00	0.00	75,000.00	5,000.00	15,000.00	0.00	0.00	20,000.00	5,000.00	15,000.00	0.00	0.00	20,000.00	55,000.00	0.00	0.00
Other Maintenance and Operating Expenses	5029996001	25,000.00	0.00	25,000.00	0.00	0.00	0.00	0.00	0.00	0.00	0.00	0.00	0.00	0.00	25,000.00	0.00	0.00
Website Maintenance	5029996099	50,000.00	0.00	50,000.00	5,000.00	15,000.00	0.00	0.00	20,000.00	5,000.00	15,000.00	0.00	0.00	20,000.00	30,000.00	0.00	0.00
Other Maintenance and Operating Expenses	5029999000	170,541,000.00	0.00	170,541,000.00	7,937,352.39	1,151,644.12	0.00	0.00	9,088,996.51	4,163,121.91	4,516,374.52	0.00	0.00	8,762,496.51	161,452,003.49	0.00	0.00
Property, Plant and Equipment Outlay	5010400000	167,541,000.00	0.00	167,541,000.00	325,034.35	68,649.12	0.00	0.00	393,683.47	325,034.35	68,649.12	0.00	0.00	393,683.47	9,695,316.53	0.00	0.00
Land Outlay	5010401000	10,000,000.00	0.00	10,000,000.00	325,034.35	68,649.12	0.00	0.00	393,683.47	325,034.35	68,649.12	0.00	0.00	393,683.47	9,695,316.53	0.00	0.00
Land	5010401001	10,000,000.00	0.00	10,000,000.00	325,034.35	68,649.12	0.00	0.00	393,683.47	325,034.35	68,649.12	0.00	0.00	393,683.47	9,695,316.53	0.00	0.00

This report was generated using the Unified Reporting System on 28/07/2022 16:26 version: FAR2A.1.1 : Status - SUBMITTED

Department : State Universities and Colleges (SUCs)
 Agency/Entity : Central Philippines State University
 Operating Unit : < not applicable >
 Organization Code (UACS) : 08 063 0000000
 Fund Cluster : 05 Internally Generated Funds
 (e.g. UACS Fund Cluster: 05-Internally Generated Funds and 06-Business Related Funds)

Particulars	UACS CODE	Approved Budget				Utilizations				Disbursements				Balances			
		Approved Budgeted Revenue	Adjustments (Reductions, Modifications/)	Adjusted Budgeted Revenue	1st Quarter Ending March 31	2nd Quarter Ending June 30	3rd Quarter Ending Sept. 30	4th Quarter Ending Dec. 31	Total	1st Quarter Ending March 31	2nd Quarter Ending June 30	3rd Quarter Ending Sept. 30	4th Quarter Ending Dec. 31	TOTAL	Unutilized Budget	Unpaid Obligations	
																Due and Demandable	Not Yet Due and Demandable
1	2	3	4	5=(3+(-)4)	6	7	8	9	10=(6+7+8+9)	11	12	13	14	15=(11+12+13+14)	16=(5-10)	17	18
SUMMARY																	
A. AGENCY SPECIFIC BUDGET																	
Land Improvements Outlay	5060402000	5,000,000.00	0.00	5,000,000.00	750,000.00	0.00	0.00	0.00	0.00	750,000.00	0.00	0.00	0.00	750,000.00	4,250,000.00	0.00	0.00
Other Land Improvements	5060402099	5,000,000.00	0.00	5,000,000.00	750,000.00	0.00	0.00	0.00	0.00	750,000.00	0.00	0.00	0.00	750,000.00	4,250,000.00	0.00	0.00
Buildings and Other Structures	5060404000	92,671,000.00	0.00	92,671,000.00	559,627.83	559,000.00	0.00	0.00	0.00	1,117,627.83	559,627.83	559,000.00	0.00	1,073,627.83	91,553,372.17	0.00	0.00
Buildings	5060404001	10,000,000.00	0.00	10,000,000.00	0.00	0.00	0.00	0.00	0.00	0.00	0.00	0.00	0.00	10,000,000.00	0.00	0.00	0.00
School Buildings	5060404002	72,671,000.00	0.00	72,671,000.00	528,627.83	514,000.00	0.00	0.00	0.00	1,042,627.83	528,627.83	514,000.00	0.00	1,042,627.83	71,429,372.17	0.00	0.00
Other Structures	5060404099	10,000,000.00	0.00	10,000,000.00	31,000.00	44,000.00	0.00	0.00	0.00	75,000.00	31,000.00	44,000.00	0.00	75,000.00	9,925,000.00	0.00	0.00
Machinery and Equipment Outlay	5060405000	48,000,000.00	0.00	48,000,000.00	1,357,995.00	355,000.00	0.00	0.00	0.00	1,713,450.00	1,344,000.00	10,950.00	0.00	1,430,950.00	46,266,510.00	0.00	0.00
Machinery	5060405001	5,000,000.00	0.00	5,000,000.00	0.00	0.00	0.00	0.00	0.00	0.00	0.00	0.00	0.00	5,000,000.00	0.00	0.00	0.00
Office Equipment	5060405002	10,000,000.00	0.00	10,000,000.00	33,995.00	110,495.00	0.00	0.00	0.00	144,490.00	16,000.00	90,900.00	0.00	105,990.00	9,855,510.00	0.00	0.00
Information and Communication Technology Equipment	5060405003	20,000,000.00	0.00	20,000,000.00	0.00	245,000.00	0.00	0.00	0.00	245,000.00	0.00	0.00	0.00	19,755,000.00	0.00	0.00	0.00
Agricultural and Forestry Equipment	5060405004	2,500,000.00	0.00	2,500,000.00	664,000.00	0.00	0.00	0.00	0.00	664,000.00	664,000.00	0.00	0.00	664,000.00	1,835,000.00	0.00	0.00
Medical Equipment	5060405011	1,500,000.00	0.00	1,500,000.00	0.00	0.00	0.00	0.00	0.00	0.00	0.00	0.00	0.00	1,500,000.00	0.00	0.00	0.00
Sports Equipment	5060405013	2,500,000.00	0.00	2,500,000.00	0.00	0.00	0.00	0.00	0.00	0.00	0.00	0.00	0.00	2,500,000.00	0.00	0.00	0.00
Technical and Scientific Equipment	5060405014	5,000,000.00	0.00	5,000,000.00	0.00	0.00	0.00	0.00	0.00	0.00	0.00	0.00	0.00	5,000,000.00	0.00	0.00	0.00
Other Machinery and Equipment	5060405099	1,500,000.00	0.00	1,500,000.00	650,000.00	0.00	0.00	0.00	0.00	650,000.00	650,000.00	0.00	0.00	650,000.00	845,000.00	0.00	0.00
Transportation Equipment Outlay	5060406000	1,620,000.00	0.00	1,620,000.00	1,820,000.00	0.00	0.00	0.00	0.00	1,820,000.00	0.00	0.00	0.00	1,820,000.00	0.00	0.00	0.00
Motor Vehicles	5060406001	1,620,000.00	0.00	1,620,000.00	1,820,000.00	0.00	0.00	0.00	0.00	1,820,000.00	0.00	0.00	0.00	1,820,000.00	0.00	0.00	0.00
Furniture, Fixtures and Books Outlay	5060407000	5,000,000.00	0.00	5,000,000.00	232,289.79	111,500.00	0.00	0.00	0.00	343,789.79	184,074.31	189,715.40	0.00	343,789.79	4,656,210.21	0.00	0.00
Furniture and Fixtures	5060407001	5,000,000.00	0.00	5,000,000.00	232,289.79	111,500.00	0.00	0.00	0.00	343,789.79	184,074.31	189,715.40	0.00	343,789.79	4,656,210.21	0.00	0.00
Other Property Plant and Equipment Outlay	5060408000	5,050,000.00	0.00	5,050,000.00	2,892,405.42	59,000.00	0.00	0.00	0.00	2,951,405.42	1,004,315.42	1,947,090.00	0.00	2,951,405.42	2,098,594.59	0.00	0.00
Work/Zoo Animals	5060408001	50,000.00	0.00	50,000.00	0.00	0.00	0.00	0.00	0.00	0.00	0.00	0.00	0.00	50,000.00	0.00	0.00	0.00
Other Property, Plant and Equipment	5060408099	5,000,000.00	0.00	5,000,000.00	2,892,405.42	59,000.00	0.00	0.00	0.00	2,951,405.42	1,004,315.42	1,947,090.00	0.00	2,951,405.42	2,048,594.59	0.00	0.00
Intangible Assets Outlay	5060409000	3,000,000.00	0.00	3,000,000.00	0.00	0.00	0.00	0.00	0.00	0.00	0.00	0.00	0.00	3,000,000.00	0.00	0.00	0.00
Computer Software	5060409001	3,000,000.00	0.00	3,000,000.00	0.00	0.00	0.00	0.00	0.00	0.00	0.00	0.00	0.00	3,000,000.00	0.00	0.00	0.00
Computer Software	5060409002	3,000,000.00	0.00	3,000,000.00	0.00	0.00	0.00	0.00	0.00	0.00	0.00	0.00	0.00	3,000,000.00	0.00	0.00	0.00
Computer Software	5060409003	3,000,000.00	0.00	3,000,000.00	0.00	0.00	0.00	0.00	0.00	0.00	0.00	0.00	0.00	3,000,000.00	0.00	0.00	0.00
GRAND TOTAL		346,341,000.00	0.00	346,341,000.00	29,419,997.56	31,434,545.19	0.00	0.00	0.00	60,854,542.75	24,524,595.11	31,112,413.65	0.00	57,639,999.91	215,415,457.25	1,945,086.65	1,869,487.03

Certified Correct:


VICENTE MORILLON TRIO, JR.
BUDGET OFFICER

Date: 2022-07-28 16:17:14

Certified Correct:


ELFRED MONCADA JIMMONSONG, CPA
CHIEF ACCOUNTANT

Date: 2022-07-28 16:17:14

Recommending Approval:


MARC AVEXEI CAESAR BELASOTO BADAJOS, PAE,
VICE PRESIDENT FOR ADMINISTRATION AND

Date:

Approved By:


ALADINO CUJZON MORACA, PH. D.
SUC PRESIDENT

Date: 2022-07-28 16:21:12

SUMMARY OF APPROVED BUDGET, UTILIZATIONS, DISBURSEMENTS AND BALANCES BY OBJECT OF EXPENDITURES
(For Off-Budgetary Funds)

As at the Quarter Ending June 30, 2022

Department : State Universities and Colleges (SUCs)
 Agency/Entity : Central Philippines State University
 Operating Unit : < not applicable >
 Organization Code (UACS) : 08 063 0000000
 Fund Cluster : 06 Business Related Funds
 (e.g. UACS Fund Cluster: 05-Internally Generated Funds and 06-Business Related Funds)


Particulars	UACS CODE	Approved Budget				Utilizations				Disbursements				Balances				
		Approved Budgeted Revenue	Adjustments (Reductions, Modifications/)	Adjusted Budgeted Revenue	1st Quarter Ending March 31	2nd Quarter Ending June 30	3rd Quarter Ending Sept. 30	4th Quarter Ending Dec. 31	Total	1st Quarter Ending March 31	2nd Quarter Ending June 30	3rd Quarter Ending Sept. 30	4th Quarter Ending Dec. 31	TOTAL	Unutilized Budget	Unpaid Obligations		
																Due and Demandable	Not Yet Due and Demandable	
1	2	3	4	5=(3+(-)4)	6	7	8	9	10=(6+7+8+9)	11	12	13	14	15=(11+12+13+14)	16=(5-10)	17	18	
SUMMARY																		
A. AGENCY SPECIFIC BUDGET																		
Maintenance and Other Operating Expenses		4,300,000.00	0.00	4,300,000.00	816,689.92	1,680,655.60	0.00	0.00	0.00	2,507,345.52	768,394.2	1,716,581.10	0.00	0.00	2,484,926.62	1,792,794.48	21,136.50	1,150.00
Traveling Expenses	5020100000	10,000.00	0.00	10,000.00	0.00	0.00	0.00	0.00	0.00	0.00	0.00	0.00	0.00	0.00	0.00	0.00	0.00	0.00
Traveling Expenses - Local	5020101000	10,000.00	0.00	10,000.00	0.00	0.00	0.00	0.00	0.00	0.00	0.00	0.00	0.00	0.00	0.00	0.00	0.00	0.00
Traveling Expenses - Local	5020101000	10,000.00	0.00	10,000.00	0.00	0.00	0.00	0.00	0.00	0.00	0.00	0.00	0.00	0.00	0.00	0.00	0.00	0.00
Supplies and Materials Expenses	5020300000	1,015,000.00	0.00	1,015,000.00	81,830.00	105,770.50	0.00	0.00	0.00	187,600.50	77,310.00	169,670.50	0.00	0.00	186,450.50	827,393.50	0.00	1,150.00
Office Supplies Expenses	5020301000	80,000.00	0.00	80,000.00	0.00	0.00	0.00	0.00	0.00	0.00	0.00	0.00	0.00	0.00	0.00	0.00	0.00	0.00
ICT Office Supplies	5020301001	20,000.00	0.00	20,000.00	0.00	0.00	0.00	0.00	0.00	0.00	0.00	0.00	0.00	0.00	0.00	0.00	0.00	0.00
Office Supplies Expenses	5020301002	60,000.00	0.00	60,000.00	0.00	0.00	0.00	0.00	0.00	0.00	0.00	0.00	0.00	0.00	0.00	0.00	0.00	0.00
Animal/Zoological Supplies Expenses	5020304000	300,000.00	0.00	300,000.00	240.00	0.00	0.00	0.00	0.00	240.00	240.00	0.00	0.00	0.00	240.00	219,760.00	0.00	0.00
Animal/Zoological Supplies Expenses	5020304000	300,000.00	0.00	300,000.00	240.00	0.00	0.00	0.00	0.00	240.00	240.00	0.00	0.00	0.00	240.00	219,760.00	0.00	0.00
Fuel, Oil and Lubricants Expenses	5020309000	25,000.00	0.00	25,000.00	0.00	2,190.50	0.00	0.00	0.00	2,190.50	2,190.50	0.00	0.00	0.00	2,190.50	22,009.50	0.00	0.00
Fuel, Oil and Lubricants Expenses	5020309000	25,000.00	0.00	25,000.00	0.00	2,190.50	0.00	0.00	0.00	2,190.50	2,190.50	0.00	0.00	0.00	2,190.50	22,009.50	0.00	0.00
Agricultural and Marine Supplies Expenses	5020310000	100,000.00	16,480.00	116,480.00	48,800.00	67,860.00	0.00	0.00	0.00	116,480.00	48,800.00	67,860.00	0.00	0.00	116,480.00	0.00	0.00	0.00
Agricultural and Marine Supplies Expenses	5020310000	100,000.00	16,480.00	116,480.00	48,800.00	67,860.00	0.00	0.00	0.00	116,480.00	48,800.00	67,860.00	0.00	0.00	116,480.00	0.00	0.00	0.00
Semi-Expendable Machinery and Equipment Expenses	5020321000	95,000.00	0.00	95,000.00	0.00	0.00	0.00	0.00	0.00	0.00	0.00	0.00	0.00	0.00	0.00	15,000.00	0.00	0.00
Semi-Expendable Machinery and Equipment Expenses	5020321000	95,000.00	0.00	95,000.00	0.00	0.00	0.00	0.00	0.00	0.00	0.00	0.00	0.00	0.00	0.00	15,000.00	0.00	0.00
Agriculture and Forestry Equipment	5020321004	5,000.00	0.00	5,000.00	0.00	0.00	0.00	0.00	0.00	0.00	0.00	0.00	0.00	0.00	0.00	5,000.00	0.00	0.00
Agriculture and Forestry Equipment	5020321099	90,000.00	0.00	90,000.00	0.00	0.00	0.00	0.00	0.00	0.00	0.00	0.00	0.00	0.00	0.00	10,000.00	0.00	0.00
Other Machinery and Equipment	5020321099	15,000.00	0.00	15,000.00	0.00	0.00	0.00	0.00	0.00	0.00	0.00	0.00	0.00	0.00	0.00	15,000.00	0.00	0.00
Semi-Expendable Furniture, Fixtures and Books Expenses	5020322000	15,000.00	0.00	15,000.00	0.00	0.00	0.00	0.00	0.00	0.00	0.00	0.00	0.00	0.00	0.00	15,000.00	0.00	0.00
Semi-Expendable Furniture, Fixtures and Books Expenses	5020322001	15,000.00	0.00	15,000.00	0.00	0.00	0.00	0.00	0.00	0.00	0.00	0.00	0.00	0.00	0.00	15,000.00	0.00	0.00
Furniture and Fixtures	5020322001	15,000.00	0.00	15,000.00	0.00	0.00	0.00	0.00	0.00	0.00	0.00	0.00	0.00	0.00	0.00	15,000.00	0.00	0.00
Other Supplies and Materials Expenses	5020390000	400,000.00	(16,480.00)	383,520.00	32,650.00	36,000.00	0.00	0.00	0.00	69,650.00	21,240.00	39,310.00	0.00	0.00	67,500.00	314,830.00	0.00	1,150.00
Other Supplies and Materials Expenses	5020390000	400,000.00	(16,480.00)	383,520.00	32,650.00	36,000.00	0.00	0.00	0.00	69,650.00	21,240.00	39,310.00	0.00	0.00	67,500.00	314,830.00	0.00	1,150.00
Other Supplies and Materials Expenses	5020500000	400,000.00	(16,480.00)	383,520.00	32,650.00	36,000.00	0.00	0.00	0.00	69,650.00	21,240.00	39,310.00	0.00	0.00	67,500.00	314,830.00	0.00	1,150.00
Communication Expenses	5020500000	5,000.00	0.00	5,000.00	0.00	0.00	0.00	0.00	0.00	0.00	0.00	0.00	0.00	0.00	0.00	5,000.00	0.00	0.00
Communication Expenses	5020500000	5,000.00	0.00	5,000.00	0.00	0.00	0.00	0.00	0.00	0.00	0.00	0.00	0.00	0.00	0.00	5,000.00	0.00	0.00
Telephone Expenses	5020502000	5,000.00	0.00	5,000.00	0.00	0.00	0.00	0.00	0.00	0.00	0.00	0.00	0.00	0.00	0.00	5,000.00	0.00	0.00
Telephone Expenses	5020502001	5,000.00	0.00	5,000.00	0.00	0.00	0.00	0.00	0.00	0.00	0.00	0.00	0.00	0.00	0.00	5,000.00	0.00	0.00
Mobile	5020502001	5,000.00	0.00	5,000.00	0.00	0.00	0.00	0.00	0.00	0.00	0.00	0.00	0.00	0.00	0.00	5,000.00	0.00	0.00


Department : State Universities and Colleges (SUCs)
 Agency/Entity : Central Philippines State University
 Operating Unit : < not applicable >
 Organization Code (UACS) : 08 063 0000000
 Fund Cluster : 06 Business Related Funds
 (e.g. UACS Fund Cluster: 05-Internally Generated Funds and 06-Business Related Funds)


Particulars	UACS CODE	Approved Budget				Utilizations				Disbursements				Balances				
		Approved Budgeted Revenue	Adjustments (Reductions, Modifications/)	Adjusted Budgeted Revenue	Total	1st Quarter Ending March 31	2nd Quarter Ending June 30	3rd Quarter Ending Sept. 30	4th Quarter Ending Dec. 31	1st Quarter Ending March 31	2nd Quarter Ending June 30	3rd Quarter Ending Sept. 30	4th Quarter Ending Dec. 31	TOTAL	Unutilized Budget	Unpaid Obligations		
																Due and Demandable	Not Yet Due and Demandable	
1	2	3	4	5=(3+(-)4)	6	7	8	9	10=(6+7+8+9)	11	12	13	14	15=(11+12+13+14)	16=(5-10)	17	18	
SUMMARY																		
A. AGENCY SPECIFIC BUDGET																		
Professional Services	5021100000	15,000.00	0.00	15,000.00	0.00	0.00	0.00	0.00	0.00	0.00	0.00	0.00	0.00	0.00	15,000.00	0.00	0.00	0.00
Other Professional Services	5021193000	15,000.00	0.00	15,000.00	0.00	0.00	0.00	0.00	0.00	0.00	0.00	0.00	0.00	0.00	15,000.00	0.00	0.00	0.00
Other Professional Services	5021193000	15,000.00	0.00	15,000.00	0.00	0.00	0.00	0.00	0.00	0.00	0.00	0.00	0.00	0.00	15,000.00	0.00	0.00	0.00
Repairs and Maintenance	5021300000	450,000.00	0.00	450,000.00	170,370.00	82,587.80	0.00	0.00	0.00	260,957.80	104,457.00	0.00	0.00	265,457.80	189,042.20	0.00	0.00	0.00
Repairs and Maintenance - Buildings and Other Structures	5021304000	50,000.00	32,587.80	82,587.80	0.00	82,587.80	0.00	0.00	0.00	82,587.80	0.00	0.00	0.00	82,587.80	0.00	0.00	0.00	0.00
Other Structures	5021304099	50,000.00	32,587.80	82,587.80	0.00	82,587.80	0.00	0.00	0.00	82,587.80	0.00	0.00	0.00	82,587.80	0.00	0.00	0.00	0.00
Repairs and Maintenance - Machinery and Equipment	5021305000	120,000.00	0.00	120,000.00	11,500.00	0.00	0.00	0.00	0.00	11,500.00	0.00	0.00	0.00	11,500.00	104,500.00	0.00	0.00	0.00
Machinery	5021305001	25,000.00	0.00	25,000.00	0.00	0.00	0.00	0.00	0.00	0.00	0.00	0.00	0.00	0.00	25,000.00	0.00	0.00	0.00
Office Equipment	5021305002	60,000.00	0.00	60,000.00	0.00	0.00	0.00	0.00	0.00	0.00	0.00	0.00	0.00	0.00	60,000.00	0.00	0.00	0.00
Agricultural and Forestry Equipment	5021305004	10,000.00	0.00	10,000.00	0.00	0.00	0.00	0.00	0.00	0.00	0.00	0.00	0.00	0.00	10,000.00	0.00	0.00	0.00
Other Machinery and Equipment	5021305099	25,000.00	0.00	25,000.00	11,500.00	0.00	0.00	0.00	0.00	11,500.00	0.00	0.00	0.00	11,500.00	13,500.00	0.00	0.00	0.00
Repairs and Maintenance - Transportation Equipment	5021306000	15,000.00	0.00	15,000.00	0.00	0.00	0.00	0.00	0.00	0.00	0.00	0.00	0.00	0.00	15,000.00	0.00	0.00	0.00
Motor Vehicles	5021306001	15,000.00	0.00	15,000.00	0.00	0.00	0.00	0.00	0.00	0.00	0.00	0.00	0.00	0.00	15,000.00	0.00	0.00	0.00
Repairs and Maintenance - Semi-Expendable Machinery and Equipment	5021321000	15,000.00	0.00	15,000.00	0.00	0.00	0.00	0.00	0.00	0.00	0.00	0.00	0.00	0.00	15,000.00	0.00	0.00	0.00
Office Equipment	5021321002	5,000.00	0.00	5,000.00	0.00	0.00	0.00	0.00	0.00	0.00	0.00	0.00	0.00	0.00	5,000.00	0.00	0.00	0.00
Information and Communications Technology Equipment	5021321003	5,000.00	0.00	5,000.00	0.00	0.00	0.00	0.00	0.00	0.00	0.00	0.00	0.00	0.00	5,000.00	0.00	0.00	0.00
Agricultural and Forestry Equipment	5021321004	5,000.00	0.00	5,000.00	0.00	0.00	0.00	0.00	0.00	0.00	0.00	0.00	0.00	0.00	5,000.00	0.00	0.00	0.00
Repairs and Maintenance - Other Property, Plant and Equipment	5021396000	250,000.00	(92,587.80)	217,412.20	166,870.00	0.00	0.00	0.00	0.00	166,870.00	0.00	0.00	0.00	166,870.00	50,542.20	0.00	0.00	0.00
Other Property, Plant and Equipment	5021396099	250,000.00	(92,587.80)	217,412.20	166,870.00	0.00	0.00	0.00	0.00	166,870.00	0.00	0.00	0.00	166,870.00	50,542.20	0.00	0.00	0.00
Labor and Wages	5021600000	2,730,000.00	0.00	2,730,000.00	547,089.92	1,490,488.30	0.00	0.00	0.00	2,037,578.22	1,491,351.00	0.00	0.00	2,016,441.72	692,421.78	0.00	0.00	0.00
Labor and Wages	5021601000	2,730,000.00	0.00	2,730,000.00	547,089.92	1,490,488.30	0.00	0.00	0.00	2,037,578.22	1,491,351.00	0.00	0.00	2,016,441.72	692,421.78	0.00	0.00	0.00
Labor and Wages	5021601000	2,730,000.00	0.00	2,730,000.00	547,089.92	1,490,488.30	0.00	0.00	0.00	2,037,578.22	1,491,351.00	0.00	0.00	2,016,441.72	692,421.78	0.00	0.00	0.00
Other Maintenance and Operating Expenses	5029300000	75,000.00	0.00	75,000.00	11,709.00	0.00	0.00	0.00	0.00	11,709.00	0.00	0.00	0.00	11,709.00	5,191.00	0.00	0.00	0.00
Representation Expenses	5029303000	25,000.00	0.00	25,000.00	9,400.00	0.00	0.00	0.00	0.00	9,400.00	0.00	0.00	0.00	9,400.00	3,491.00	0.00	0.00	0.00
Representation Expenses	5029303000	25,000.00	0.00	25,000.00	9,400.00	0.00	0.00	0.00	0.00	9,400.00	0.00	0.00	0.00	9,400.00	3,491.00	0.00	0.00	0.00
Other Maintenance and Operating Expenses	5029399000	50,000.00	0.00	50,000.00	0.00	0.00	0.00	0.00	0.00	0.00	0.00	0.00	0.00	0.00	50,000.00	0.00	0.00	0.00
Other Maintenance and Operating Expenses	5029399099	50,000.00	0.00	50,000.00	0.00	0.00	0.00	0.00	0.00	0.00	0.00	0.00	0.00	0.00	50,000.00	0.00	0.00	0.00
Capital Outlays		750,000.00	0.00	750,000.00	0.00	0.00	0.00	0.00	0.00	0.00	0.00	0.00	0.00	0.00	750,000.00	0.00	0.00	0.00
Property, Plant and Equipment Outlay	5060400000	750,000.00	0.00	750,000.00	0.00	0.00	0.00	0.00	0.00	0.00	0.00	0.00	0.00	0.00	750,000.00	0.00	0.00	0.00
Buildings and Other Structures	5060404000	500,000.00	0.00	500,000.00	0.00	0.00	0.00	0.00	0.00	0.00	0.00	0.00	0.00	0.00	500,000.00	0.00	0.00	0.00


Department : State Universities and Colleges (SUCs)
 Agency/Entity : Central Philippines State University
 Operating Unit : -< not applicable >
 Organization Code (UACS) : 08 063 0000000
 Fund Cluster : 06 Business Related Funds
 (e.g. UACS Fund Cluster: 05-Internally Generated Funds and 06-Business Related Funds)

Particulars	UACS CODE	Approved Budget										Disbursements				Balances		
		Approved Budgeted Revenue	Adjustments (Reductions, Modifications/)	Adjusted Budgeted Revenue	1st Quarter Ending March 31	2nd Quarter Ending June 30	3rd Quarter Ending Sept. 30	4th Quarter Ending Dec. 31	Total	1st Quarter Ending March 31	2nd Quarter Ending June 30	3rd Quarter Ending Sept. 30	4th Quarter Ending Dec. 31	TOTAL	Unutilized Budget	Unpaid Obligations		
																Due and Demandable	Not Yet Due and Demandable	
1	2	3	4	5=(3+(-)4)	6	7	8	9	10=(6+7+8+9)	11	12	13	14	15=(11+12+13+14)	16=(5-10)	17	18	
SUMMARY																		
A. AGENCY SPECIFIC BUDGET																		
Other Structures	5050404099	500,000.00	0.00	500,000.00	0.00	0.00	0.00	0.00	0.00	0.00	0.00	0.00	0.00	0.00	500,000.00	0.00	0.00	0.00
Machinery and Equipment Outlay	5060405000	100,000.00	0.00	100,000.00	0.00	0.00	0.00	0.00	0.00	0.00	0.00	0.00	0.00	0.00	100,000.00	0.00	0.00	0.00
Machinery	5050405001	25,000.00	0.00	25,000.00	0.00	0.00	0.00	0.00	0.00	0.00	0.00	0.00	0.00	0.00	25,000.00	0.00	0.00	0.00
Office Equipment	5060405002	25,000.00	0.00	25,000.00	0.00	0.00	0.00	0.00	0.00	0.00	0.00	0.00	0.00	0.00	25,000.00	0.00	0.00	0.00
Agricultural and Forestry Equipment	5050405004	50,000.00	0.00	50,000.00	0.00	0.00	0.00	0.00	0.00	0.00	0.00	0.00	0.00	0.00	50,000.00	0.00	0.00	0.00
Furniture, Fixtures and Books Outlay	5050407000	150,000.00	0.00	150,000.00	0.00	0.00	0.00	0.00	0.00	0.00	0.00	0.00	0.00	0.00	150,000.00	0.00	0.00	0.00
Furniture and Fixtures	5060407001	150,000.00	0.00	150,000.00	0.00	0.00	0.00	0.00	0.00	0.00	0.00	0.00	0.00	0.00	150,000.00	0.00	0.00	0.00
GRAND TOTAL		5,050,000.00	0.00	5,050,000.00	816,689.92	1,650,555.60	0.00	0.00	2,107,245.52	719,361.92	1,718,595.11	0.00	0.00	2,484,959.02	2,542,751.46	21,136.50	1,150.00	

Certified Correct:

 VICENTE MOBILLO TRIO, JR.
 BUDGET OFFICER
 Date: 2022-07-28 16:17:14

Certified Correct:

 ELFRED MONCADA SUMINGSONG, CPA
 CHIEF ACCOUNTANT
 Date: 2022-07-28 16:17:14

Recommending Approval:

 MARC ALEXEI CAESAR BELASOTO BADAJOS, PAE,
 VICE PRESIDENT FOR ADMINISTRATION AND
 Date: 2022-07-28 16:21:12

Approved By:

 ALADINO CRUZON MORACA, PH. D.
 SUC PRESIDENT II
 Date: 2022-07-28 16:21:12

SUMMARY OF APPROVED BUDGET, UTILIZATIONS, DISBURSEMENTS AND BALANCES BY OBJECT OF EXPENDITURES
(For Off-Budgetary Funds)

As at the Quarter Ending June 30, 2022

Department : State Universities and Colleges (SUCs)
 Agency/Entity : Central Philippines State University
 Operating Unit : < not applicable >
 Organization Code (UACS) : 08 063 0000000
 Fund Cluster : 07 Trust Receipts

(e.g. UACS Fund Cluster: 05-Internally Generated Funds and 06-Business Related Funds)

Particulars	UACS CODE	Approved Budget				Utilizations				Disbursements				Balances				
		Approved Budgeted Revenue	Adjustments (Reductions, Modifications/)	Adjusted Budgeted Revenue	1st Quarter Ending March 31	2nd Quarter Ending June 30	3rd Quarter Ending Sept. 30	4th Quarter Ending Dec. 31	Total	1st Quarter Ending March 31	2nd Quarter Ending June 30	3rd Quarter Ending Sept. 30	4th Quarter Ending Dec. 31	TOTAL	Unutilized Budget	Unpaid Obligations		
																Due and Demandable	Not Yet Due and Demandable	
1	2	3	4	5=(3+(-)4)	6	7	8	9	10=(6+7+8+9)	11	12	13	14	15=(11+12+13+14)	16=(6-10)	17	18	
SUMMARY																		
A. AGENCY SPECIFIC BUDGET																		
Personnel Services		368,414.40	0.00	368,414.40	0.00	71,357.54	0.00	0.00	0.00	71,357.54	0.00	0.00	0.00	71,357.54	297,056.86	0.00	0.00	
Salaries and Wages	5010100000	262,814.40	0.00	262,814.40	0.00	62,557.54	0.00	0.00	0.00	62,557.54	0.00	0.00	0.00	62,557.54	200,256.86	0.00	0.00	
Salaries and Wages - Casual/Contractual	5010102000	262,814.40	0.00	262,814.40	0.00	62,557.54	0.00	0.00	0.00	62,557.54	0.00	0.00	0.00	62,557.54	200,256.86	0.00	0.00	
Salaries and Wages - Casual/Contractual	5010102000	262,814.40	0.00	262,814.40	0.00	62,557.54	0.00	0.00	0.00	62,557.54	0.00	0.00	0.00	62,557.54	200,256.86	0.00	0.00	
Other Compensation	5010200000	105,600.00	0.00	105,600.00	0.00	8,800.00	0.00	0.00	0.00	8,800.00	0.00	0.00	0.00	8,800.00	96,800.00	0.00	0.00	
Honoraria	5010210000	105,600.00	0.00	105,600.00	0.00	8,800.00	0.00	0.00	0.00	8,800.00	0.00	0.00	0.00	8,800.00	96,800.00	0.00	0.00	
Honoraria - Civilian	5010210001	105,600.00	0.00	105,600.00	0.00	8,800.00	0.00	0.00	0.00	8,800.00	0.00	0.00	0.00	8,800.00	96,800.00	0.00	0.00	
Maintenance and Other Operating Expenses	5020100000	159,811,585.60	0.00	159,811,585.60	0.00	12,685,320.41	0.00	0.00	0.00	12,685,320.41	0.00	0.00	0.00	12,685,320.41	147,126,265.19	0.00	0.00	
Traveling Expenses	5020101000	225,000.00	0.00	225,000.00	0.00	0.00	0.00	0.00	0.00	0.00	0.00	0.00	0.00	0.00	225,000.00	0.00	0.00	
Traveling Expenses - Local	5020101000	225,000.00	0.00	225,000.00	0.00	0.00	0.00	0.00	0.00	0.00	0.00	0.00	0.00	0.00	225,000.00	0.00	0.00	
Traveling Expenses - Local	5020101000	225,000.00	0.00	225,000.00	0.00	0.00	0.00	0.00	0.00	0.00	0.00	0.00	0.00	0.00	225,000.00	0.00	0.00	
Training and Scholarship Expenses	5020200000	121,687,803.40	0.00	121,687,803.40	0.00	5,879,315.45	0.00	0.00	0.00	5,879,315.45	0.00	0.00	0.00	5,879,315.45	115,808,487.95	0.00	0.00	
Training Expenses	5020201000	2,160,454.73	0.00	2,160,454.73	0.00	253,237.50	0.00	0.00	0.00	253,237.50	0.00	0.00	0.00	253,237.50	1,907,217.23	0.00	0.00	
Training Expenses	5020201002	2,160,454.73	0.00	2,160,454.73	0.00	253,237.50	0.00	0.00	0.00	253,237.50	0.00	0.00	0.00	253,237.50	1,907,217.23	0.00	0.00	
Scholarship Grants/Expenses	5020202000	119,527,448.67	0.00	119,527,448.67	0.00	5,626,077.95	0.00	0.00	0.00	5,626,077.95	0.00	0.00	0.00	5,626,077.95	113,901,370.72	0.00	0.00	
Scholarship Grants/Expenses	5020202000	119,527,448.67	0.00	119,527,448.67	0.00	5,626,077.95	0.00	0.00	0.00	5,626,077.95	0.00	0.00	0.00	5,626,077.95	113,901,370.72	0.00	0.00	
Scholarship Grants/Expenses	5020202000	119,527,448.67	0.00	119,527,448.67	0.00	5,626,077.95	0.00	0.00	0.00	5,626,077.95	0.00	0.00	0.00	5,626,077.95	113,901,370.72	0.00	0.00	
Supplies and Materials Expenses	5020300000	2,884,735.00	0.00	2,884,735.00	0.00	60,639.36	0.00	0.00	0.00	60,639.36	0.00	0.00	0.00	60,639.36	2,824,095.64	0.00	0.00	
Office Supplies Expenses	5020301000	1,410,000.00	0.00	1,410,000.00	0.00	28,000.00	0.00	0.00	0.00	28,000.00	0.00	0.00	0.00	28,000.00	1,382,000.00	0.00	0.00	
ICT Office Supplies	5020301001	550,000.00	0.00	550,000.00	0.00	0.00	0.00	0.00	0.00	0.00	0.00	0.00	0.00	0.00	550,000.00	0.00	0.00	
Office Supplies Expenses	5020301002	860,000.00	0.00	860,000.00	0.00	28,000.00	0.00	0.00	0.00	28,000.00	0.00	0.00	0.00	28,000.00	832,000.00	0.00	0.00	
Medical, Dental and Laboratory Supplies Expenses	5020308000	20,000.00	0.00	20,000.00	0.00	0.00	0.00	0.00	0.00	0.00	0.00	0.00	0.00	0.00	20,000.00	0.00	0.00	
Medical, Dental and Laboratory Supplies Expenses	5020308000	20,000.00	0.00	20,000.00	0.00	0.00	0.00	0.00	0.00	0.00	0.00	0.00	0.00	0.00	20,000.00	0.00	0.00	
Fuel, Oil and Lubricants Expenses	5020309000	218,000.00	0.00	218,000.00	0.00	34,599.36	0.00	0.00	0.00	34,599.36	0.00	0.00	0.00	34,599.36	183,400.64	0.00	0.00	
Fuel, Oil and Lubricants Expenses	5020309000	218,000.00	0.00	218,000.00	0.00	34,599.36	0.00	0.00	0.00	34,599.36	0.00	0.00	0.00	34,599.36	183,400.64	0.00	0.00	
Fuel, Oil and Lubricants Expenses	5020309000	218,000.00	0.00	218,000.00	0.00	34,599.36	0.00	0.00	0.00	34,599.36	0.00	0.00	0.00	34,599.36	183,400.64	0.00	0.00	

Department : State Universities and Colleges (SUCs)
 Agency/Entity : Central Philippines State University
 Operating Unit : < not applicable >
 Organization Code (UACS) : 08 063 0000000
 Fund Cluster : 07 Trust Receipts

(e.g. UACS Fund Cluster: 05-Internally Generated Funds and 06-Business Related Funds)

Particulars	UACS CODE	Approved Budget				Utilizations				Disbursements				Balances				
		Approved Budgeted Revenue	Adjustments (Reductions, Modifications/)	Adjusted Budgeted Revenue	1st Quarter Ending March 31	2nd Quarter Ending June 30	3rd Quarter Ending Sept. 30	4th Quarter Ending Dec. 31	Total	1st Quarter Ending March 31	2nd Quarter Ending June 30	3rd Quarter Ending Sept. 30	4th Quarter Ending Dec. 31	TOTAL	Unutilized Budget	Unpaid Obligations		
																Due and Demandable	Not Yet Due and Demandable	
1	2	3	4	5=(3+(-)4)	6	7	8	9	10=(6+7+8+9)	11	12	13	14	15=(11+12+13+14)	16=(5-10)	17	18	
SUMMARY																		
A. AGENCY SPECIFIC BUDGET																		
Agricultural and Marine Supplies Expenses	5020310000	235,125.00	0.00	235,125.00	700.00	0.00	0.00	0.00	0.00	700.00	0.00	0.00	0.00	700.00	234,425.00	0.00	0.00	
Agricultural and Marine Supplies Expenses	5020310000	235,125.00	0.00	235,125.00	700.00	0.00	0.00	0.00	0.00	700.00	0.00	0.00	0.00	700.00	234,425.00	0.00	0.00	
Semi-Expendable Machinery and Equipment Expenses	5020321000	400,000.00	0.00	400,000.00	0.00	0.00	0.00	0.00	0.00	0.00	0.00	0.00	0.00	0.00	400,000.00	0.00	0.00	
Machinery	5020321001	200,000.00	0.00	200,000.00	0.00	0.00	0.00	0.00	0.00	0.00	0.00	0.00	0.00	0.00	200,000.00	0.00	0.00	
Office Equipment	5020321002	200,000.00	0.00	200,000.00	0.00	0.00	0.00	0.00	0.00	0.00	0.00	0.00	0.00	0.00	200,000.00	0.00	0.00	
Semi-Expendable Furniture, Fixtures and Books Expenses	5020322000	450,000.00	0.00	450,000.00	0.00	0.00	0.00	0.00	0.00	0.00	0.00	0.00	0.00	0.00	450,000.00	0.00	0.00	
Furniture and Fixtures	5020322001	450,000.00	0.00	450,000.00	0.00	0.00	0.00	0.00	0.00	0.00	0.00	0.00	0.00	0.00	450,000.00	0.00	0.00	
Other Supplies and Materials Expenses	5020390000	151,610.00	0.00	151,610.00	0.00	26,040.00	0.00	0.00	0.00	151,610.00	0.00	0.00	0.00	19,000.00	1,25,570.00	0.00	7,040.00	
Other Supplies and Materials Expenses	5020390000	151,610.00	0.00	151,610.00	0.00	26,040.00	0.00	0.00	0.00	151,610.00	0.00	0.00	0.00	19,000.00	1,25,570.00	0.00	7,040.00	
UTILITY Expenses																		
Water Expenses	5020401000	125,000.00	0.00	125,000.00	0.00	0.00	0.00	0.00	0.00	0.00	0.00	0.00	0.00	0.00	125,000.00	0.00	0.00	
Water Expenses	5020401000	125,000.00	0.00	125,000.00	0.00	0.00	0.00	0.00	0.00	0.00	0.00	0.00	0.00	0.00	125,000.00	0.00	0.00	
Electricity Expenses	5020402000	125,000.00	0.00	125,000.00	0.00	0.00	0.00	0.00	0.00	0.00	0.00	0.00	0.00	0.00	125,000.00	0.00	0.00	
Electricity Expenses	5020402000	125,000.00	0.00	125,000.00	0.00	0.00	0.00	0.00	0.00	0.00	0.00	0.00	0.00	0.00	125,000.00	0.00	0.00	
Communication Expenses	5020500000	5,547,000.00	0.00	5,547,000.00	0.00	992,904.75	0.00	0.00	0.00	9,12,904.75	0.00	0.00	0.00	9,12,904.75	4,554,095.25	0.00	0.00	
Postage and Courier Services	5020501000	10,000.00	0.00	10,000.00	0.00	0.00	0.00	0.00	0.00	0.00	0.00	0.00	0.00	0.00	10,000.00	0.00	0.00	
Postage and Courier Services	5020501000	10,000.00	0.00	10,000.00	0.00	0.00	0.00	0.00	0.00	0.00	0.00	0.00	0.00	0.00	10,000.00	0.00	0.00	
Telephone Expenses	5020502000	12,000.00	0.00	12,000.00	0.00	0.00	0.00	0.00	0.00	0.00	0.00	0.00	0.00	0.00	12,000.00	0.00	0.00	
Telephone Expenses	5020502000	12,000.00	0.00	12,000.00	0.00	0.00	0.00	0.00	0.00	0.00	0.00	0.00	0.00	0.00	12,000.00	0.00	0.00	
Mobile	5020502001	12,000.00	0.00	12,000.00	0.00	0.00	0.00	0.00	0.00	0.00	0.00	0.00	0.00	0.00	12,000.00	0.00	0.00	
Internet Subscription Expenses	5020503000	5,525,000.00	0.00	5,525,000.00	0.00	992,904.75	0.00	0.00	0.00	9,12,904.75	0.00	0.00	0.00	9,12,904.75	4,532,095.25	0.00	0.00	
Internet Subscription Expenses	5020503000	5,525,000.00	0.00	5,525,000.00	0.00	992,904.75	0.00	0.00	0.00	9,12,904.75	0.00	0.00	0.00	9,12,904.75	4,532,095.25	0.00	0.00	
Survey, Research, Exploration and Development Expenses	5020700000	12,597,166.00	0.00	12,597,166.00	1,183,980.62	2,455,948.63	0.00	0.00	0.00	3,639,929.25	1,183,980.62	0.00	0.00	3,639,929.25	8,957,236.75	0.00	0.00	
Survey Expenses	5020701000	20,000.00	0.00	20,000.00	0.00	0.00	0.00	0.00	0.00	0.00	0.00	0.00	0.00	0.00	20,000.00	0.00	0.00	
Survey Expenses	5020701000	20,000.00	0.00	20,000.00	0.00	0.00	0.00	0.00	0.00	0.00	0.00	0.00	0.00	0.00	20,000.00	0.00	0.00	
Research, Exploration and Development Expenses	5020702000	12,577,166.00	0.00	12,577,166.00	1,183,980.62	2,455,948.63	0.00	0.00	0.00	3,639,929.25	1,183,980.62	0.00	0.00	3,639,929.25	8,937,236.75	0.00	0.00	
Research, Exploration and Development Expenses	5020702000	12,577,166.00	0.00	12,577,166.00	1,183,980.62	2,455,948.63	0.00	0.00	0.00	3,639,929.25	1,183,980.62	0.00	0.00	3,639,929.25	8,937,236.75	0.00	0.00	
Professional Services	5021100000	9,674,749.00	0.00	9,674,749.00	1,493,431.50	1,859,069.00	0.00	0.00	0.00	3,352,500.50	1,351,311.50	0.00	0.00	3,352,500.50	6,322,248.50	0.00	0.00	
Other Professional Services	5021100000	9,674,749.00	0.00	9,674,749.00	1,493,431.50	1,859,069.00	0.00	0.00	0.00	3,352,500.50	1,351,311.50	0.00	0.00	3,352,500.50	6,322,248.50	0.00	0.00	
Other Professional Services	5021100000	9,674,749.00	0.00	9,674,749.00	1,493,431.50	1,859,069.00	0.00	0.00	0.00	3,352,500.50	1,351,311.50	0.00	0.00	3,352,500.50	6,322,248.50	0.00	0.00	
Repairs and Maintenance	5021300000	500,000.00	0.00	500,000.00	0.00	0.00	0.00	0.00	0.00	0.00	0.00	0.00	0.00	0.00	500,000.00	0.00	0.00	
Repairs and Maintenance	5021300000	500,000.00	0.00	500,000.00	0.00	0.00	0.00	0.00	0.00	0.00	0.00	0.00	0.00	0.00	500,000.00	0.00	0.00	

This report was generated using the Unified Reporting System on 28/07/2022 16:28 version.FARZA.1.1 ; Status : SUBMITTED

Department : State Universities and Colleges (SUCs)
 Agency/Entity : Central Philippines State University
 Operating Unit : < not applicable >
 Organization Code (UACS) : 08 063 0000000
 Fund Cluster : 07 Trust Receipts
 (e.g. UACS Fund Cluster: 05-Internally Generated Funds and 06-Business Related Funds)

Particulars	UACS CODE	Approved Budget						Utilizations						Disbursements				Balances	
		Approved Budgeted Revenue	Adjustments (Reductions, Modifications/)	Adjusted Budgeted Revenue	1st Quarter Ending March 31	2nd Quarter Ending June 30	3rd Quarter Ending Sept. 30	4th Quarter Ending Dec. 31	Total	1st Quarter Ending March 31	2nd Quarter Ending June 30	3rd Quarter Ending Sept. 30	4th Quarter Ending Dec. 31	TOTAL	Unutilized Budget	Unpaid Obligations			
																Due and Demandable	Net Yet Due and Demandable		
1	2	3	4	5=(3+(-)4)	6	7	8	9	10=(6+7+8+9)	11	12	13	14	15=(11+12+13+14)	16=(5-10)	17	18		
SUMMARY																			
A. AGENCY SPECIFIC BUDGET																			
Repairs and Maintenance - Land Improvements	5021302000	300,000.00	0.00	300,000.00	0.00	0.00	0.00	0.00	0.00	0.00	0.00	0.00	0.00	0.00	300,000.00	0.00	0.00	0.00	
Other Land Improvements	5021302099	300,000.00	0.00	300,000.00	0.00	0.00	0.00	0.00	0.00	0.00	0.00	0.00	0.00	0.00	300,000.00	0.00	0.00	0.00	
Repairs and Maintenance - Buildings and Other Structures	5021304000	500,000.00	0.00	500,000.00	0.00	0.00	0.00	0.00	0.00	0.00	0.00	0.00	0.00	0.00	500,000.00	0.00	0.00	0.00	
Buildings	5021304001	400,000.00	0.00	400,000.00	0.00	0.00	0.00	0.00	0.00	0.00	0.00	0.00	0.00	0.00	400,000.00	0.00	0.00	0.00	
Other Structures	5021304099	100,000.00	0.00	100,000.00	0.00	0.00	0.00	0.00	0.00	0.00	0.00	0.00	0.00	0.00	100,000.00	0.00	0.00	0.00	
Repairs and Maintenance - Machinery and Equipment	5021305000	100,000.00	0.00	100,000.00	0.00	0.00	0.00	0.00	0.00	0.00	0.00	0.00	0.00	0.00	100,000.00	0.00	0.00	0.00	
Information and Communication Technology Equipment	5021305093	50,000.00	0.00	50,000.00	0.00	0.00	0.00	0.00	0.00	0.00	0.00	0.00	0.00	0.00	50,000.00	0.00	0.00	0.00	
Agricultural and Forestry Equipment	5021305004	50,000.00	0.00	50,000.00	0.00	0.00	0.00	0.00	0.00	0.00	0.00	0.00	0.00	0.00	50,000.00	0.00	0.00	0.00	
Labor and Wages	5021600000	4,362,471.00	0.00	4,362,471.00	803,705.06	1,344,011.52	0.00	0.00	0.00	0.00	0.00	0.00	0.00	0.00	797,705.06	1,350,011.52	2,147,716.58	2,147,716.58	
Labor and Wages	5021601000	4,362,471.00	0.00	4,362,471.00	803,705.06	1,344,011.52	0.00	0.00	0.00	0.00	0.00	0.00	0.00	0.00	797,705.06	1,350,011.52	2,147,716.58	2,147,716.58	
Other Maintenance and Operating Expenses	5029900000	1,602,561.20	0.00	1,602,561.20	235,124.40	93,631.70	0.00	0.00	0.00	0.00	0.00	0.00	0.00	0.00	328,756.10	92,031.70	327,156.10	1,363,805.10	
Advertising Expenses	5029901000	20,000.00	0.00	20,000.00	0.00	0.00	0.00	0.00	0.00	0.00	0.00	0.00	0.00	0.00	0.00	0.00	0.00	20,000.00	
Advertising Expenses	5029901000	20,000.00	0.00	20,000.00	0.00	0.00	0.00	0.00	0.00	0.00	0.00	0.00	0.00	0.00	0.00	0.00	0.00	20,000.00	
Representation Expenses	5029903000	260,228.20	0.00	260,228.20	20,500.00	26,450.00	0.00	0.00	0.00	0.00	0.00	0.00	0.00	0.00	46,500.00	24,150.00	45,350.00	1,600.00	
Subscription Expenses	5029907000	50,000.00	0.00	50,000.00	20,500.00	26,450.00	0.00	0.00	0.00	0.00	0.00	0.00	0.00	0.00	46,500.00	24,150.00	45,350.00	1,600.00	
ICT Software Subscription	5029907001	50,000.00	0.00	50,000.00	20,500.00	26,450.00	0.00	0.00	0.00	0.00	0.00	0.00	0.00	0.00	46,500.00	24,150.00	45,350.00	1,600.00	
Other Maintenance and Operating Expenses	5029990000	1,352,333.00	0.00	1,352,333.00	214,624.40	67,181.70	0.00	0.00	0.00	0.00	0.00	0.00	0.00	0.00	281,806.10	67,181.70	281,806.10	1,070,526.90	
Other Maintenance and Operating Expenses	5029990000	1,352,333.00	0.00	1,352,333.00	214,624.40	67,181.70	0.00	0.00	0.00	0.00	0.00	0.00	0.00	0.00	281,806.10	67,181.70	281,806.10	1,070,526.90	
Capital Outlays	5060400000	13,612,000.00	0.00	13,612,000.00	0.00	11,911,643.50	0.00	0.00	0.00	0.00	0.00	0.00	0.00	0.00	11,911,643.50	0.00	11,911,643.50	1,700,356.50	
Property, Plant and Equipment Outlay	5060400000	13,612,000.00	0.00	13,612,000.00	0.00	11,911,643.50	0.00	0.00	0.00	0.00	0.00	0.00	0.00	0.00	11,911,643.50	0.00	11,911,643.50	1,700,356.50	
Machinery and Equipment Outlay	5060405000	12,912,000.00	0.00	12,912,000.00	0.00	11,911,643.50	0.00	0.00	0.00	0.00	0.00	0.00	0.00	0.00	11,911,643.50	0.00	11,911,643.50	1,000,356.50	
Information and Communication Technology Equipment	5060405003	12,905,000.00	0.00	12,905,000.00	0.00	11,911,643.50	0.00	0.00	0.00	0.00	0.00	0.00	0.00	0.00	11,911,643.50	0.00	11,911,643.50	843,356.50	
Other Machinery and Equipment	5060405099	317,000.00	0.00	317,000.00	0.00	0.00	0.00	0.00	0.00	0.00	0.00	0.00	0.00	0.00	0.00	0.00	0.00	156,999.99	
Other Property Plant and Equipment Outlay	5060405000	700,000.00	0.00	700,000.00	0.00	0.00	0.00	0.00	0.00	0.00	0.00	0.00	0.00	0.00	0.00	0.00	0.00	0.00	
Other Property, Plant and Equipment	5060406000	700,000.00	0.00	700,000.00	0.00	0.00	0.00	0.00	0.00	0.00	0.00	0.00	0.00	0.00	0.00	0.00	0.00	0.00	
GRAND TOTAL		173,792,000.00	0.00	173,792,000.00	29,316,265.74	24,188,321.45	0.00	0.00	0.00	0.00	0.00	0.00	0.00	0.00	53,985,347.15	119,272,712.81	61,400.00	7,040.00	

Certified Correct:


VICENTE MOBILON TRIO, JR.
BUDGET OFFICER

Date: 2022-07-28 16:17:14

Certified Correct:


ELFRED MONCACA SIMONGSONG, CPA
CHIEF ACCOUNTANT

Date: 2022-07-28 16:17:14

Recommending Approval:


MARC ALEXEI CAESAR BELASOTO BADAJOS, PAE.
VICE PRESIDENT FOR ADMINISTRATION AND

Date:

Approved By:


ALADINO CUJZON MORACA, PH. D.
SUC PRESIDENT II

Date: 2022-07-28 16:21:12