

STATEMENT OF APPROVED BUDGET, UTILIZATIONS, DISBURSEMENTS AND BALANCES

(For Off-Budgetary Funds)

As at the Quarter Ending June 30, 2022

Department : State Universities and Colleges (SUCs)  
 Agency/Entity : Central Philippines State University  
 Operating Unit : < not applicable >  
 Organization Code (UACS) : 08 063 0000000  
 Fund Cluster : 05 Internally Generated Funds  
 (e.g. UACS Fund Cluster: 05-Internally Generated Funds and 06-Business Related Funds)

Particulars	UACS CODE	Approved Budget				Utilizations				Disbursements				Balances			
		Approved Budgeted Revenue	Adjustments (Reductions, Modifications/)	Adjusted Budgeted Revenue	Total	1st Quarter Ending March 31	2nd Quarter Ending June 30	3rd Quarter Ending Sept. 30	4th Quarter Ending Dec. 31	11	12	13	14	TOTAL	Unutilized Budget	Unpaid Obligations	
																Due and Demandable	Not Yet Due and Demandable
1	2	3	4	5=(3+4)	6	7	8	9	10=(6+7+8+9)	11	12	13	14	15=(11+12+13+14)	16=(5-10)	17	18
General Administration and Support	1000000000000000	30,000,000.00	0.00	30,000,000.00	9,814,627.57	6,173,452.40	0.00	0.00	15,988,079.97	5,918,197.17	9,871,483.46	0.00	0.00	15,440,895.65	14,011,920.03	126,487.65	401,495.87
General Management and Supervision	100000100001000	30,000,000.00	0.00	30,000,000.00	9,814,627.57	6,173,452.40	0.00	0.00	15,988,079.97	5,918,197.17	9,871,483.46	0.00	0.00	15,440,895.65	14,011,920.03	126,487.65	401,495.87
PS	3,500,000.00	0.00	3,500,000.00	1,673,086.46	239,500.98	0.00	0.00	0.00	1,812,587.42	1,673,086.46	239,500.98	0.00	0.00	1,912,587.42	1,587,412.58	0.00	0.00
MOOE	16,500,000.00	0.00	16,500,000.00	1,881,600.90	5,520,456.44	0.00	0.00	0.00	7,402,057.34	1,879,301.91	5,281,233.12	0.00	0.00	7,119,094.42	9,097,942.66	126,487.65	158,485.87
CO	10,000,000.00	0.00	10,000,000.00	6,259,940.21	413,495.00	0.00	0.00	0.00	6,673,435.21	2,445,701.61	3,942,755.40	0.00	0.00	6,428,435.21	3,325,364.79	0.00	245,000.00
Sub-Total, General Administration and Support		30,000,000.00	0.00	30,000,000.00	9,814,627.57	6,173,452.40	0.00	0.00	15,988,079.97	5,918,197.17	9,871,483.46	0.00	0.00	15,440,895.65	14,011,920.03	126,487.65	401,495.87
PS	3,500,000.00	0.00	3,500,000.00	1,673,086.46	239,500.98	0.00	0.00	0.00	1,812,587.42	1,673,086.46	239,500.98	0.00	0.00	1,912,587.42	1,587,412.58	0.00	0.00
MOOE	16,500,000.00	0.00	16,500,000.00	1,881,600.90	5,520,456.44	0.00	0.00	0.00	7,402,057.34	1,879,301.91	5,281,233.12	0.00	0.00	7,119,094.42	9,097,942.66	126,487.65	158,485.87
FinEX (if Applicable)		0.00	0.00	0.00	0.00	0.00	0.00	0.00	0.00	0.00	0.00	0.00	0.00	0.00	0.00	0.00	0.00
CO	10,000,000.00	0.00	10,000,000.00	6,259,940.21	413,495.00	0.00	0.00	0.00	6,673,435.21	2,445,701.61	3,942,755.40	0.00	0.00	6,428,435.21	3,325,364.79	0.00	245,000.00
Support to Operations	2000000000000000	20,000,000.00	0.00	20,000,000.00	1,973,871.70	1,679,013.00	0.00	0.00	3,652,884.70	1,874,301.70	744,254.90	0.00	0.00	2,618,559.40	16,347,115.39	750,790.00	303,036.10
Auxiliary Services	200000100001000	20,000,000.00	0.00	20,000,000.00	1,973,871.70	1,679,013.00	0.00	0.00	3,652,884.70	1,874,301.70	744,254.90	0.00	0.00	2,618,559.40	16,347,115.39	750,790.00	303,036.10
PS	100,000.00	0.00	100,000.00	0.00	0.00	0.00	0.00	0.00	0.00	0.00	0.00	0.00	0.00	100,000.00	0.00	0.00	0.00
MOOE	13,500,000.00	0.00	13,500,000.00	1,610,303.88	6,649.12	0.00	0.00	0.00	1,616,953.00	1,593,318.31	6,649.12	0.00	0.00	1,623,512.23	10,650,548.77	750,790.00	303,036.10
CO	6,000,000.00	0.00	6,000,000.00	304,784.35	6,649.12	0.00	0.00	0.00	311,433.47	304,784.35	6,649.12	0.00	0.00	318,433.47	5,638,568.53	0.00	0.00
Sub-Total, Support to Operations		20,000,000.00	0.00	20,000,000.00	1,973,871.70	1,679,013.00	0.00	0.00	3,652,884.70	1,874,301.70	744,254.90	0.00	0.00	2,618,559.40	16,347,115.39	750,790.00	303,036.10
PS	100,000.00	0.00	100,000.00	0.00	0.00	0.00	0.00	0.00	0.00	0.00	0.00	0.00	0.00	100,000.00	0.00	0.00	0.00
MOOE	13,500,000.00	0.00	13,500,000.00	1,610,303.88	6,649.12	0.00	0.00	0.00	1,616,953.00	1,593,318.31	6,649.12	0.00	0.00	1,623,512.23	10,650,548.77	750,790.00	303,036.10
FinEX (if Applicable)		0.00	0.00	0.00	0.00	0.00	0.00	0.00	0.00	0.00	0.00	0.00	0.00	0.00	0.00	0.00	0.00
CO	6,000,000.00	0.00	6,000,000.00	304,784.35	6,649.12	0.00	0.00	0.00	311,433.47	304,784.35	6,649.12	0.00	0.00	318,433.47	5,638,568.53	0.00	0.00
Operations	3000000000000000	286,541,000.00	0.00	286,541,000.00	17,105,214.98	22,730,077.41	0.00	0.00	39,835,292.39	11,132,158.58	22,811,157.01	0.00	0.00	38,313,346.02	246,616,707.61	487,799.00	1,043,145.37
OO - Relevant and quality tertiary education ensured to achieve inclusive growth and access of poor but deserving students to quality tertiary education increased	3100000000000000	286,541,000.00	0.00	286,541,000.00	17,105,214.98	22,730,077.41	0.00	0.00	39,835,292.39	11,132,158.58	22,811,157.01	0.00	0.00	38,313,346.02	246,616,707.61	487,799.00	1,043,145.37
HIGHER EDUCATION PROGRAM	3101000000000000	286,541,000.00	0.00	286,541,000.00	17,105,214.98	22,730,077.41	0.00	0.00	39,835,292.39	11,132,158.58	22,811,157.01	0.00	0.00	38,313,346.02	246,616,707.61	487,799.00	1,043,145.37
Provision of Higher Education Services	3101001000002000	15,000,000.00	0.00	15,000,000.00	1,632,024.48	2,593,914.02	0.00	0.00	4,225,938.50	1,592,814.02	2,343,124.02	0.00	0.00	3,935,938.04	10,713,261.50	300,000.00	0.00
PS	15,000,000.00	0.00	15,000,000.00	1,632,024.48	2,593,914.02	0.00	0.00	0.00	4,225,938.50	1,592,814.02	2,343,124.02	0.00	0.00	3,935,938.04	10,713,261.50	300,000.00	0.00
MOOE	120,000,000.00	0.00	120,000,000.00	14,095,762.87	19,500,063.39	0.00	0.00	0.00	33,609,453.80	11,167,344.17	19,214,743.02	0.00	0.00	32,459,994.94	81,903,443.11	187,799.00	961,845.37

This report was generated using the Unified Reporting System on null version.FAR2.1.1 ; Status : SUBMITTED

Department : State Universities and Colleges (SUCs)  
 Agency/Entity : Central Philippines State University  
 Operating Unit : < not applicable >  
 Organization Code (UACS) : 08 063 0000000  
 Fund Cluster : 05 Internally Generated Funds  
 (e.g. UACS Fund Cluster: 05-Internally Generated Funds)

Particulars	UACS CODE	Approved Budget				Utilizations				Disbursements				Balances			
		Approved Budgeted Revenue	Adjustments (Reductions, Modifications)	Adjusted Budgeted Revenue	5=(3+(-4))	1st Quarter Ending March 31	2nd Quarter Ending June 30	3rd Quarter Ending Sept. 30	4th Quarter Ending Dec. 31	Total	10=(6+7+8+9)	1st Quarter Ending March 31	2nd Quarter Ending June 30	3rd Quarter Ending Sept. 30	4th Quarter Ending Dec. 31	TOTAL	15=(11+12+13+14)
		3	4	5	6	7	8	9	10	11	12	13	14	15	16=(5-10)	17	18
CO : Higher education research improved to promote economic productivity and innovation	3200000000000000	151,541,000.00	0.00	151,541,000.00	1,372,627.83	644,500.00	0.00	2,017,127.83	1,372,627.83	563,000.00	0.00	0.00	0.00	1,935,627.83	141,523,872.17	0.00	81,500.00
RESEARCH PROGRAM	3202000000000000	4,900,000.00	0.00	4,900,000.00	272,210.86	541,453.00	0.00	813,723.86	272,210.86	431,030.01	0.00	0.00	0.00	703,273.91	4,096,216.14	0.00	110,359.95
Conduct of Research Services	3202001000010000	4,900,000.00	0.00	4,900,000.00	272,210.86	541,453.00	0.00	813,723.86	272,210.86	431,030.01	0.00	0.00	0.00	703,273.91	4,096,216.14	0.00	110,359.95
PS		1,000,000.00	0.00	1,000,000.00	52,481.12	71,955.24	0.00	124,436.36	52,481.12	71,955.24	0.00	0.00	0.00	124,436.36	875,513.64	0.00	0.00
MODE		2,400,000.00	0.00	2,400,000.00	219,729.74	444,497.76	0.00	664,227.50	219,729.74	338,131.61	0.00	0.00	0.00	553,837.55	1,735,702.50	0.00	110,359.95
CO		1,500,000.00	0.00	1,500,000.00	0.00	25,000.00	0.00	25,000.00	0.00	25,000.00	0.00	0.00	0.00	25,000.00	1,475,000.00	0.00	0.00
OO : Community engagement increased	3300000000000000	4,500,000.00	0.00	4,500,000.00	254,002.45	301,549.38	0.00	555,551.83	254,002.45	290,598.38	0.00	0.00	0.00	544,601.83	4,344,448.17	0.00	10,850.00
TECHNICAL ADVISORY EXTENSION PROGRAM	3301000000000000	4,600,000.00	0.00	4,600,000.00	254,002.45	301,549.38	0.00	555,551.83	254,002.45	290,598.38	0.00	0.00	0.00	544,601.83	4,344,448.17	0.00	10,850.00
Provision of Extension Services	3301001000010000	4,600,000.00	0.00	4,600,000.00	254,002.45	301,549.38	0.00	555,551.83	254,002.45	290,598.38	0.00	0.00	0.00	544,601.83	4,344,448.17	0.00	10,850.00
PS		1,000,000.00	0.00	1,000,000.00	52,481.14	71,955.28	0.00	124,436.42	52,481.14	71,955.28	0.00	0.00	0.00	124,436.42	875,513.58	0.00	0.00
MODE		2,400,000.00	0.00	2,400,000.00	201,521.31	229,594.10	0.00	431,115.41	201,521.31	218,644.10	0.00	0.00	0.00	420,165.41	1,968,844.59	0.00	10,850.00
CO		1,600,000.00	0.00	1,600,000.00	0.00	0.00	0.00	0.00	0.00	0.00	0.00	0.00	0.00	0.00	1,500,000.00	0.00	0.00
Sub-Total, Operations		296,341,000.00	0.00	296,341,000.00	17,631,498.29	23,502,078.78	0.00	41,133,576.00	17,631,498.29	22,902,448.47	0.00	0.00	0.00	39,534,926.76	245,127,421.92	0.00	1,164,455.32
PS		17,000,000.00	0.00	17,000,000.00	1,737,786.74	2,737,894.54	0.00	4,475,681.28	1,677,786.74	2,467,424.54	0.00	0.00	0.00	4,175,811.28	12,554,366.72	0.00	300,000.00
MODE		124,400,000.00	0.00	124,400,000.00	14,521,083.72	20,174,755.25	0.00	34,155,138.97	13,680,938.72	19,817,124.61	0.00	0.00	0.00	33,425,984.65	93,104,161.01	0.00	1,062,955.32
FinEx (if Applicable)		0.00	0.00	0.00	0.00	0.00	0.00	0.00	0.00	0.00	0.00	0.00	0.00	0.00	0.00	0.00	0.00
CO		154,541,000.00	0.00	154,541,000.00	1,372,627.83	644,500.00	0.00	2,017,127.83	1,372,627.83	563,000.00	0.00	0.00	0.00	1,935,627.83	141,523,872.17	0.00	81,500.00
GRAND TOTAL		346,341,000.00	0.00	346,341,000.00	29,419,997.55	31,434,545.19	0.00	60,854,542.74	29,419,997.55	33,118,592.65	0.00	0.00	0.00	57,527,960.01	245,481,457.25	0.00	1,469,487.09
PS		20,400,000.00	0.00	20,400,000.00	3,410,873.20	2,977,325.50	0.00	6,388,198.70	3,569,873.29	2,737,225.69	0.00	0.00	0.00	6,308,108.70	14,211,831.30	0.00	300,000.00
MODE		155,200,000.00	0.00	155,200,000.00	18,071,771.97	27,305,575.57	0.00	45,377,374.54	17,077,379.37	25,781,366.83	0.00	0.00	0.00	42,799,273.60	119,852,452.49	0.00	1,542,987.09
FinEx (if Applicable)		0.00	0.00	0.00	0.00	0.00	0.00	0.00	0.00	0.00	0.00	0.00	0.00	0.00	0.00	0.00	0.00
CO		170,541,000.00	0.00	170,541,000.00	7,837,352.39	1,151,644.12	0.00	9,088,996.51	7,837,352.39	4,599,374.32	0.00	0.00	0.00	12,437,726.71	101,442,103.49	0.00	328,500.00

**Certified Correct:**  
 VICENTE MOBILION TRIO, JR.  
 BUDGET OFFICER  
 Date: 2022-07-28 16:04:52

**Certified Correct:**  
 ELFRED MONCADA SONDINGSONG, CPA  
 CHIEF ACCOUNTANT  
 Date: 2022-07-28 16:04:52

**Recommending Approval By:**  
 MARC ALEXEI CAESAR BELASOTO BADAJOS, PAE., PH.  
 VICE PRESIDENT FOR ADMINISTRATION AND FINANCE  
 Date: 2022-07-28 16:08:34

**Approved By:**  
 ALAÑO KUIZON MORACA, PH. D.  
 SUC PRESIDENT II  
 Date: 2022-07-28 16:08:34

STATEMENT OF APPROVED BUDGET, UTILIZATIONS, DISBURSEMENTS AND BALANCES  
(For Off-Budgetary Funds)

As at the Quarter Ending June 30, 2022

Department : State Universities and Colleges (SUCs)  
 Agency/Entity : Central Philippines State University  
 Operating Unit : < not applicable >  
 Organization Code (UACS) : 08 063 0000000  
 Fund Cluster : 06 Business Related Funds


(e.g. UACS Fund Cluster: 05-Internally Generated Funds and 06-Business Related Funds)


Particulars	UACS CODE	Approved Budget				Utilizations				Disbursements				Balances			
		Approved Budgeted Revenue	Adjustments (Reductions, Modifications/)	Adjusted Budgeted Revenue	1st Quarter Ending March 31	2nd Quarter Ending June 30	3rd Quarter Ending Sept. 30	4th Quarter Ending Dec. 31	Total	1st Quarter Ending March 31	2nd Quarter Ending June 30	3rd Quarter Ending Sept. 30	4th Quarter Ending Dec. 31	TOTAL	Unutilized Budget	Unpaid Obligations	
																3	4
General Administration and Support	10000000000000	30,000.00	0.00	30,000.00	0.00	0.00	0.00	0.00	0.00	0.00	0.00	0.00	0.00	0.00	30,000.00	0.00	0.00
General Management and Supervision	100000100001000	30,000.00	0.00	30,000.00	0.00	0.00	0.00	0.00	0.00	0.00	0.00	0.00	0.00	0.00	30,000.00	0.00	0.00
MODE		30,000.00	0.00	30,000.00	0.00	0.00	0.00	0.00	0.00	0.00	0.00	0.00	0.00	0.00	30,000.00	0.00	0.00
Sub-Total, General Administration and Support		30,000.00	0.00	30,000.00	0.00	0.00	0.00	0.00	0.00	0.00	0.00	0.00	0.00	0.00	30,000.00	0.00	0.00
PS		0.00	0.00	0.00	0.00	0.00	0.00	0.00	0.00	0.00	0.00	0.00	0.00	0.00	0.00	0.00	0.00
MODE		30,000.00	0.00	30,000.00	0.00	0.00	0.00	0.00	0.00	0.00	0.00	0.00	0.00	0.00	30,000.00	0.00	0.00
FinEx (if Applicable)		0.00	0.00	0.00	0.00	0.00	0.00	0.00	0.00	0.00	0.00	0.00	0.00	0.00	0.00	0.00	0.00
CO		0.00	0.00	0.00	0.00	0.00	0.00	0.00	0.00	0.00	0.00	0.00	0.00	0.00	0.00	0.00	0.00
Support to Operations		4,160,000.00	0.00	4,160,000.00	764,271.92	1,626,289.60	0.00	0.00	2,390,561.52	714,591.92	1,653,474.10	0.00	0.00	2,369,425.02	1,719,436.48	21,136.50	0.00
Auxiliary Services	200000100001000	4,160,000.00	0.00	4,160,000.00	764,271.92	1,626,289.60	0.00	0.00	2,390,561.52	714,591.92	1,653,474.10	0.00	0.00	2,369,425.02	1,719,436.48	21,136.50	0.00
MODE		3,640,000.00	0.00	3,640,000.00	764,271.92	1,626,289.60	0.00	0.00	2,390,561.52	714,591.92	1,653,474.10	0.00	0.00	2,369,425.02	1,719,436.48	21,136.50	0.00
CO		500,000.00	0.00	500,000.00	0.00	0.00	0.00	0.00	0.00	0.00	0.00	0.00	0.00	0.00	500,000.00	0.00	0.00
Sub-Total, Support to Operations		4,160,000.00	0.00	4,160,000.00	764,271.92	1,626,289.60	0.00	0.00	2,390,561.52	714,591.92	1,653,474.10	0.00	0.00	2,369,425.02	1,719,436.48	21,136.50	0.00
PS		0.00	0.00	0.00	0.00	0.00	0.00	0.00	0.00	0.00	0.00	0.00	0.00	0.00	0.00	0.00	0.00
MODE		3,640,000.00	0.00	3,640,000.00	764,271.92	1,626,289.60	0.00	0.00	2,390,561.52	714,591.92	1,653,474.10	0.00	0.00	2,369,425.02	1,719,436.48	21,136.50	0.00
FinEx (if Applicable)		0.00	0.00	0.00	0.00	0.00	0.00	0.00	0.00	0.00	0.00	0.00	0.00	0.00	0.00	0.00	0.00
CO		500,000.00	0.00	500,000.00	0.00	0.00	0.00	0.00	0.00	0.00	0.00	0.00	0.00	0.00	500,000.00	0.00	0.00
Operations		600,000.00	0.00	600,000.00	52,416.00	64,266.00	0.00	0.00	116,681.00	52,416.00	63,116.00	0.00	0.00	115,534.00	73,316.00	0.00	1,150.00
CO - Higher education ensured to achieve inclusive growth and process of poor but deserving students to qualify tertiary education	310000000000000	600,000.00	0.00	600,000.00	52,416.00	58,416.00	0.00	0.00	110,324.00	52,416.00	57,266.00	0.00	0.00	109,684.00	619,165.00	0.00	1,150.00
HIGHER EDUCATION PROGRAM		600,000.00	0.00	600,000.00	52,416.00	58,416.00	0.00	0.00	110,324.00	52,416.00	57,266.00	0.00	0.00	109,684.00	619,165.00	0.00	1,150.00
Provision of Higher Education Services	310100100002000	600,000.00	0.00	600,000.00	52,416.00	58,416.00	0.00	0.00	110,324.00	52,416.00	57,266.00	0.00	0.00	109,684.00	619,165.00	0.00	1,150.00
MODE		550,000.00	0.00	550,000.00	52,416.00	58,416.00	0.00	0.00	110,324.00	52,416.00	57,266.00	0.00	0.00	109,684.00	619,165.00	0.00	1,150.00
CO		250,000.00	0.00	250,000.00	0.00	0.00	0.00	0.00	0.00	0.00	0.00	0.00	0.00	250,000.00	0.00	0.00	0.00
OO - Higher education research improved to promote economic productivity and innovation	320000000000000	30,000.00	0.00	30,000.00	0.00	5,850.00	0.00	0.00	5,850.00	0.00	5,850.00	0.00	0.00	5,850.00	24,150.00	0.00	0.00
RESEARCH PROGRAM		30,000.00	0.00	30,000.00	0.00	5,850.00	0.00	0.00	5,850.00	0.00	5,850.00	0.00	0.00	5,850.00	24,150.00	0.00	0.00
Contract of Research Services	320200100001000	30,000.00	0.00	30,000.00	0.00	5,850.00	0.00	0.00	5,850.00	0.00	5,850.00	0.00	0.00	5,850.00	24,150.00	0.00	0.00


Report was generated using the Unifid Reporting System on null version.FAR2.1.1; Status: SUBMITTED

Department : State Universities and Colleges (SUCs)  
 Agency/Entity : Central Philippines State University  
 Operating Unit : < not applicable >  
 Organization Code (UACS) : 08 063 0000000  
 Fund Cluster : 06 Business Related Funds  
 (e.g. UACS Fund Cluster: 05-Internally Generated Funds and 06-Business Related Funds)

Particulars	UACS CODE	Approved Budget				Utilizations				Disbursements				Balances				
		Approved Budgeted Revenue	Adjustments (Reductions, Modifications/)	Adjusted Budgeted Revenue	1st Quarter Ending March 31	2nd Quarter Ending June 30	3rd Quarter Ending Sept. 30	4th Quarter Ending Dec. 31	Total	1st Quarter Ending March 31	2nd Quarter Ending June 30	3rd Quarter Ending Sept. 30	4th Quarter Ending Dec. 31	TOTAL	Unutilized Budget	Unpaid Obligations		
																Due and Demandable	Not Yet Due and Demandable	
1	2	3	4	5=(3+(-4))	6	7	8	9	10=(6+7+8+9)	11	12	13	14	15=(11+12+13+14)	16=(5-10)	17	18	
MOOE		30,000.00	0.00	30,000.00	0.00	5,850.00	0.00	5,850.00	0.00	0.00	0.00	0.00	0.00	5,850.00	24,150.00	0.00	0.00	0.00
OO : Community engagement increased	3300000000000000	30,000.00	0.00	30,000.00	0.00	0.00	0.00	0.00	0.00	0.00	0.00	0.00	0.00	0.00	30,000.00	0.00	0.00	0.00
TECHNICAL ADVISORY EXTENSION PROGRAM	3301000000000000	30,000.00	0.00	30,000.00	0.00	0.00	0.00	0.00	0.00	0.00	0.00	0.00	0.00	0.00	30,000.00	0.00	0.00	0.00
Provision of Extension Services	3301000100001000	30,000.00	0.00	30,000.00	0.00	0.00	0.00	0.00	0.00	0.00	0.00	0.00	0.00	0.00	30,000.00	0.00	0.00	0.00
MOOE		30,000.00	0.00	30,000.00	0.00	0.00	0.00	0.00	0.00	0.00	0.00	0.00	0.00	0.00	30,000.00	0.00	0.00	0.00
Sub-Total, Operations		162,000.00	0.00	162,000.00	0.00	64,286.00	0.00	64,286.00	0.00	116,694.00	52,418.00	63,116.00	0.00	116,534.00	743,316.00	0.00	0.00	1,150.00
PS		0.00	0.00	0.00	0.00	0.00	0.00	0.00	0.00	0.00	0.00	0.00	0.00	0.00	0.00	0.00	0.00	0.00
MOOE		610,000.00	0.00	610,000.00	0.00	14,286.00	0.00	14,286.00	0.00	116,694.00	52,418.00	63,116.00	0.00	116,534.00	493,316.00	0.00	0.00	1,150.00
FinEx (if Applicable)		0.00	0.00	0.00	0.00	0.00	0.00	0.00	0.00	0.00	0.00	0.00	0.00	0.00	0.00	0.00	0.00	0.00
CO		250,000.00	0.00	250,000.00	0.00	0.00	0.00	0.00	0.00	0.00	0.00	0.00	0.00	0.00	250,000.00	0.00	0.00	0.00
GRAND TOTAL		5,650,000.00	0.00	5,650,000.00	0.00	1,490,555.00	0.00	1,490,555.00	0.00	2,107,245.52	719,369.92	1,716,594.19	0.00	2,484,919.12	2,542,754.48	0.00	21,138.50	1,150.00
MOOE		4,300,000.00	0.00	4,300,000.00	0.00	1,490,555.00	0.00	1,490,555.00	0.00	2,107,245.52	719,369.92	1,716,594.19	0.00	2,484,919.12	1,702,754.48	0.00	21,138.50	1,150.00
FinEx (if Applicable)		0.00	0.00	0.00	0.00	0.00	0.00	0.00	0.00	0.00	0.00	0.00	0.00	0.00	0.00	0.00	0.00	0.00
CO		750,000.00	0.00	750,000.00	0.00	0.00	0.00	0.00	0.00	0.00	0.00	0.00	0.00	0.00	750,000.00	0.00	0.00	0.00

**Certified/Correct:**  
  
 VICENTE MOBILON TRIO JR.  
 BUDGET OFFICER  
 Date: 2022-07-28 16:04:52

**Certified Correct:**  
  
 ELFRED MONCADA SUMINGSONG, CPA  
 CHIEF ACCOUNTANT  
 Date: 2022-07-28 16:04:52

**Recommending Approval By:**  
  
 MARC ALEXEI CAESAR BELASOTO BADAJOS, PAE, PH.  
 VICE PRESIDENT FOR ADMINISTRATION AND FINANCE  
 Date: 2022-07-28 16:08:34

**Approved By:**  
  
 ALAJINO CLAYTON HOPSON, PH. D.  
 SUC PRESIDENT  
 Date: 2022-07-28 16:08:34

STATEMENT OF APPROVED BUDGET, UTILIZATIONS, DISBURSEMENTS AND BALANCES  
(For Off-Budgetary Funds)

As at the Quarter Ending June 30, 2022

Department : State Universities and Colleges (SUCs)  
 Agency/Entity : Central Philippines State University  
 Operating Unit : -< not applicable >  
 Organization Code (UACS) : 08 063 0000000  
 Fund Cluster : 07 Trust Receipts

(e.g. UACS Fund Cluster: 05-Internally Generated Funds and 06-Business Related Funds)

Particulars	UACS CODE	Approved Budget				Utilizations				Disbursements				Balances				
		Approved Budgeted Revenue	Adjustments (Reductions, Modifications/)	Adjusted Budgeted Revenue	1st Quarter Ending March 31	2nd Quarter Ending June 30	3rd Quarter Ending Sept. 30	4th Quarter Ending Dec. 31	Total	1st Quarter Ending March 31	2nd Quarter Ending June 30	3rd Quarter Ending Sept. 30	4th Quarter Ending Dec. 31	TOTAL	Unutilized Budget	Unpaid Obligations		
																Due and Demandable	Not Yet Due and Demandable	
1	2	3	4	5=(3+(-4))	6	7	8	9	10=(6+7+8+9)	11	12	13	14	15=(11+12+13+14)	16=(5-10)	17	18	
General Administration and Support	1000000000000000	450,000.00	0.00	450,000.00	173,674.40	0.00	0.00	0.00	173,674.40	173,674.40	0.00	0.00	0.00	173,674.40	276,325.60	0.00	0.00	0.00
General Management and Supervision	100000100001000	450,000.00	0.00	450,000.00	173,674.40	0.00	0.00	0.00	173,674.40	173,674.40	0.00	0.00	0.00	173,674.40	276,325.60	0.00	0.00	0.00
MOOE		450,000.00	0.00	450,000.00	173,674.40	0.00	0.00	0.00	173,674.40	173,674.40	0.00	0.00	0.00	173,674.40	276,325.60	0.00	0.00	0.00
Sub-Total, General Administration and Support		450,000.00	0.00	450,000.00	173,674.40	0.00	0.00	0.00	173,674.40	173,674.40	0.00	0.00	0.00	173,674.40	276,325.60	0.00	0.00	0.00
PS		0.00	0.00	0.00	0.00	0.00	0.00	0.00	0.00	0.00	0.00	0.00	0.00	0.00	0.00	0.00	0.00	0.00
MOOE		450,000.00	0.00	450,000.00	173,674.40	0.00	0.00	0.00	173,674.40	173,674.40	0.00	0.00	0.00	173,674.40	276,325.60	0.00	0.00	0.00
FINEX (if Applicable)		0.00	0.00	0.00	0.00	0.00	0.00	0.00	0.00	0.00	0.00	0.00	0.00	0.00	0.00	0.00	0.00	0.00
CO		0.00	0.00	0.00	0.00	0.00	0.00	0.00	0.00	0.00	0.00	0.00	0.00	0.00	0.00	0.00	0.00	0.00
Operations	3000000000000000	173,342,000.00	0.00	173,342,000.00	29,222,591.34	24,498,521.45	0.00	0.00	53,721,112.79	41,000,734.84	12,761,637.95	0.00	0.00	53,721,112.79	11,450,867.21	61,400.00	0.00	7,040.00
OO : Relevant and quality tertiary education ensured to achieve inclusive growth access of poor but deserving students to quality tertiary education increased	3100000000000000	155,759,468.67	0.00	155,759,468.67	28,026,610.72	22,117,875.74	0.00	0.00	50,138,566.50	39,638,754.22	10,241,392.29	0.00	0.00	50,070,146.50	105,621,082.17	61,400.00	0.00	7,040.00
HIGHER EDUCATION PROGRAM	3101000000000000	155,759,468.67	0.00	155,759,468.67	28,026,610.72	22,117,875.74	0.00	0.00	50,138,566.50	39,638,754.22	10,241,392.29	0.00	0.00	50,070,146.50	105,621,082.17	61,400.00	0.00	7,040.00
Provision of Higher Education Services	3101001000020000	155,759,468.67	0.00	155,759,468.67	28,026,610.72	22,117,875.74	0.00	0.00	50,138,566.50	39,638,754.22	10,241,392.29	0.00	0.00	50,070,146.50	105,621,082.17	61,400.00	0.00	7,040.00
MOOE		143,294,468.67	0.00	143,294,468.67	28,026,610.72	10,206,332.29	0.00	0.00	38,225,943.00	27,917,161.72	10,241,392.29	0.00	0.00	38,156,593.00	105,617,256.87	61,400.00	0.00	7,040.00
CO		12,475,000.00	0.00	12,475,000.00	0.00	11,911,043.50	0.00	0.00	11,911,043.50	11,911,043.50	0.00	0.00	0.00	5,355,800.00	0.00	0.00	0.00	0.00
OO : Higher education research improved to promote economic productivity and innovation	3200000000000000	14,819,543.60	0.00	14,819,543.60	1,103,980.82	2,527,306.17	0.00	0.00	3,711,287.00	1,103,980.82	2,527,306.17	0.00	0.00	3,711,287.00	1,118,256.81	0.00	0.00	0.00
RESEARCH PROGRAM	3202000000000000	14,819,543.60	0.00	14,819,543.60	1,103,980.82	2,527,306.17	0.00	0.00	3,711,287.00	1,103,980.82	2,527,306.17	0.00	0.00	3,711,287.00	1,118,256.81	0.00	0.00	0.00
Conduct of Research Services	3202001000010000	14,819,543.60	0.00	14,819,543.60	1,103,980.82	2,527,306.17	0.00	0.00	3,711,287.00	1,103,980.82	2,527,306.17	0.00	0.00	3,711,287.00	1,118,256.81	0.00	0.00	0.00
PS		369,414.40	0.00	369,414.40	0.00	71,357.54	0.00	0.00	71,357.54	0.00	71,357.54	0.00	0.00	71,357.54	297,056.86	0.00	0.00	0.00
MOOE		13,314,129.20	0.00	13,314,129.20	1,103,980.82	2,455,948.63	0.00	0.00	3,639,935.26	1,103,980.82	2,455,948.63	0.00	0.00	3,639,935.26	9,674,199.95	0.00	0.00	0.00
CO		1,137,000.00	0.00	1,137,000.00	0.00	0.00	0.00	0.00	0.00	0.00	0.00	0.00	0.00	1,137,000.00	0.00	0.00	0.00	0.00
OO : Community engagement increased	3300000000000000	2,762,787.73	0.00	2,762,787.73	16,000.00	23,291.50	0.00	0.00	41,291.50	16,000.00	23,291.50	0.00	0.00	41,291.50	2,721,496.23	0.00	0.00	0.00
TECHNICAL ADVISORY EXTENSION PROGRAM	3301000000000000	2,762,787.73	0.00	2,762,787.73	16,000.00	23,291.50	0.00	0.00	41,291.50	16,000.00	23,291.50	0.00	0.00	41,291.50	2,721,496.23	0.00	0.00	0.00
Provision of Extension Services	3301001000010000	2,762,787.73	0.00	2,762,787.73	16,000.00	23,291.50	0.00	0.00	41,291.50	16,000.00	23,291.50	0.00	0.00	41,291.50	2,721,496.23	0.00	0.00	0.00
MOOE		2,762,787.73	0.00	2,762,787.73	16,000.00	23,291.50	0.00	0.00	41,291.50	16,000.00	23,291.50	0.00	0.00	41,291.50	2,721,496.23	0.00	0.00	0.00

Department : State Universities and Colleges (SUCs)  
 Agency/Entity : Central Philippines State University  
 Operating Unit : < not applicable >  
 Organization Code (UACS) : 08 063 0000000  
 Fund Cluster : 07 Trust Receipts

(e.g. UACS Fund Cluster: 05-Internally Generated Funds and 06-Business Related Funds)

Particulars	UACS CODE	Approved Budget				Utilizations				Disbursements				Balances					
		Approved Budgeted Revenue	Adjustments (Reductions, Modifications/)	Adjusted Budgeted Revenue	5=(3+(-H))	1st Quarter Ending March 31	2nd Quarter Ending June 30	3rd Quarter Ending Sept. 30	4th Quarter Ending Dec. 31	Total	10=(6+7+8+9)	1st Quarter Ending March 31	2nd Quarter Ending June 30	3rd Quarter Ending Sept. 30	4th Quarter Ending Dec. 31	TOTAL	Unutilized Budget	Unpaid Obligations Due and Demandable	Net Yet Due and Demandable
1	2	3	4	5	6	7	8	9	10	11	12	13	14	15=(11+12+13+14)	16=(5-10)	17	18		
Sub-Total, Operations		173,342,000.00	0.00	173,342,000.00	29,222,591.34	24,686,521.45	0.00	0.00	53,691,112.79	41,030,734.84	12,791,837.96	0.00	0.00	53,822,472.79	119,450,887.21	61,400.00	7,040.00		
PS		368,414.40	0.00	368,414.40	0.00	71,357.54	-0.00	0.00	71,357.54	0.00	71,357.54	0.00	0.00	71,357.54	297,056.86	0.00	0.00		
MOOE		159,381,595.60	0.00	159,381,595.60	29,222,591.34	12,686,520.41	0.00	0.00	41,490,111.75	24,119,891.34	12,720,590.41	0.00	0.00	41,830,477.75	117,453,473.85	61,400.00	7,040.00		
FinEX (if Applicable)		0.00	0.00	0.00	0.00	0.00	0.00	0.00	0.00	0.00	0.00	0.00	0.00	0.00	0.00	0.00	0.00		
C/O		13,612,000.00	0.00	13,612,000.00	0.00	11,911,643.50	0.00	0.00	11,911,643.50	11,911,643.50	0.00	0.00	0.00	11,911,643.50	1,700,356.50	0.00	0.00		
GRAND TOTAL		173,792,000.00	0.00	173,792,000.00	29,306,265.74	24,698,521.45	0.00	0.00	54,684,717.19	41,204,409.24	12,791,837.96	0.00	0.00	53,969,347.19	119,272,212.81	61,400.00	7,040.00		
PS		368,414.40	0.00	368,414.40	0.00	71,357.54	0.00	0.00	71,357.54	0.00	71,357.54	0.00	0.00	71,357.54	297,056.86	0.00	0.00		
MOOE		159,811,595.60	0.00	159,811,595.60	29,306,265.74	12,686,520.41	0.00	0.00	42,031,765.15	24,222,765.74	12,720,590.41	0.00	0.00	42,033,346.15	117,721,798.45	61,400.00	7,040.00		
FinEX (if Applicable)		0.00	0.00	0.00	0.00	0.00	0.00	0.00	0.00	0.00	0.00	0.00	0.00	0.00	0.00	0.00	0.00		
CO		13,612,000.00	0.00	13,612,000.00	0.00	11,911,643.50	0.00	0.00	11,911,643.50	11,911,643.50	0.00	0.00	0.00	11,911,643.50	1,700,356.50	0.00	0.00		

**Certified Correct:**  
 VICENTE MABILON TRIO, JR.  
 BUDGET OFFICER  
 Date: 2022-07-28 16:04:52

**Certified Correct:**  
 ELFRED MONADA BUNTINGSONG, CPA  
 CHIEF ACCOUNTANT  
 Date: 2022-07-28 16:04:52

**Recommending Approval By:**  
 MARCELO CAESAR BELASOTO BADAJOS, PAE, PH.  
 VICE PRESIDENT FOR ADMINISTRATION AND FINANCE  
 Date: 2022-07-28 16:08:34

**Approved By:**  
 ALADINO CUZON NORAICA, PH. D.  
 SUC PRESIDENT II  
 Date: 2022-07-28 16:08:34