

SUMMARY OF APPROPRIATIONS, ALLOTMENTS, OBLIGATIONS, DISBURSEMENTS AND BALANCES BY OBJECT OF EXPENDITURES

As at the Quarter Ending December 31, 2022

Department : State Universities and Colleges (SUCs)
Agency : Central Philippines State University
Operating Unit : < not applicable >
Organization Code (UACS) : 06 063 0006000
Fund Cluster : 01 Regular Agency Fund

Table with 3 rows and 2 columns: X Current Year Appropriations, Supplemental Appropriations, Continuing Appropriations

[e.g. UACS Fund Cluster: 01-Regular Agency Fund, 02-Foreign Assisted Projects Fund, 03-Special Account-Locally Funded/Domestic Grants Fund, and 04-Special Account-Foreign Assisted/Foreign Grants Fund]

Main data table with columns for Particulars, UACS CODE, Appropriations, Allotments, Obligations, Disbursements, and Balances. Includes rows for Personnel Services, Salaries and Wages, and various allowances.

Department : State Universities and Colleges (SUCs)
 Agency : Central Philippines State University
 Operating Unit : < not applicable >
 Organization Code (UACS) : 08 063 000000
 Fund Cluster : 01 Regular Agency Fund

X	Current Year Appropriations
	Supplemental Appropriations
	Continuing Appropriations

(e.g. UACS Fund Cluster: 01-Regular Agency Fund, 02-Foreign Assisted Projects Fund, 03-Special Account-Locally Funded/Domestic Grants Fund, and 04-Special Account-Foreign Assisted/Foreign Grants Fund)


Particulars	UACS CODE	Appropriations					Allotments			Obligations					Disbursements					Balances			
		Authorized Appropriations	Adjustments (Transfer To/From, Modifications/ Augmentations)	Adjusted Appropriations	Allotments Received	Adjustments (Reductions, Modifications/ Augmentations)	Transfer To	Transfer From	Adjusted Allotments	1st Quarter Ending March 31	2nd Quarter Ending June 30	3rd Quarter Ending Sept. 30	4th Quarter Ending Dec. 31	TOTAL	1st Quarter Ending March 31	2nd Quarter Ending June 30	3rd Quarter Ending Sept. 30	4th Quarter Ending Dec. 31	TOTAL	Unreleased Appropriations	Unobligated Allotments	Unpaid Obligations (15-20)*(23+24)	
1	2	3	4	5=(3+4)	6	7	8	9	10=[(6+)-7]-8-9]	11	12	13	14	15=[11+12+13+14]	16	17	18	19	20=[16+17+18+19]	21=(5-10)	22=(10-15)	23	24
Other Personnel Benefits	5010499000	8,181,000.00	(491,499.38)	7,689,500.62	8,181,000.00	(491,499.38)	0.00	0.00	7,689,500.62	16,367.83	30,575.14	657,774.21	8,915,512.99	7,620,229.97	18,387.63	39,575.14	657,774.21	8,915,512.99	7,829,228.97	0.00	80,270.65	0.00	0.00
Lump-sums for Filing of Patents - Civilian	6010499007	7,766,000.00	(5,501,998.29)	2,264,001.71	7,766,000.00	(5,501,998.29)	0.00	0.00	2,264,001.71	0.00	0.00	569,746.52	1,633,964.58	2,203,731.10	0.00	0.00	569,746.52	1,633,964.58	2,203,731.10	0.00	60,270.65	0.00	0.00
Lump-sums for Step Increments - Length of Service	5010499016	274,000.00	(88,591.13)	185,408.87	275,000.00	(89,591.13)	0.00	0.00	185,408.87	1,367.63	4,576.14	73,027.69	107,528.41	186,498.87	1,367.63	4,576.14	73,027.69	107,528.41	186,498.87	0.00	0.00	0.00	0.00
Loyalty Award - Civilian	5010499015	140,000.00	(35,000.00)	105,000.00	140,000.00	(35,000.00)	0.00	0.00	105,000.00	15,000.00	35,000.00	15,000.00	40,000.00	105,000.00	15,000.00	35,000.00	15,000.00	40,000.00	105,000.00	0.00	0.00	0.00	0.00
Other Personnel Benefits	5010499059	0.00	5,134,000.00	5,134,000.00	0.00	0.00	0.00	0.00	5,134,000.00	0.00	0.00	0.00	5,134,000.00	5,134,000.00	0.00	0.00	0.00	5,134,000.00	5,134,000.00	0.00	0.00	0.00	0.00
Maintenance and Other Operating Expenses	5020100000	337,398,000.00	(5,243,761.25)	331,154,238.75	337,398,000.00	(5,243,761.25)	0.00	0.00	331,154,238.75	7,109,311.88	8,210,637.78	9,904,253.55	126,891,060.77	152,116,283.78	7,084,903.28	8,004,354.87	9,290,069.85	121,319,290.41	145,678,624.57	179,038,958.00	0.00	72,418.00	6,364,244.16
Traveling Expenses	5020100000	1,828,000.00	(135,300.00)	1,692,700.00	1,828,000.00	(135,300.00)	0.00	0.00	1,692,700.00	116,105.00	346,660.77	339,060.05	359,222.18	1,161,055.01	116,105.00	346,660.77	327,395.06	370,694.18	1,161,055.01	0.00	231,545.99	0.00	0.00
Traveling Expenses - Local	5020101000	1,368,000.00	(175,399.00)	1,192,601.00	1,368,000.00	(175,399.00)	0.00	0.00	1,192,601.00	116,105.00	346,660.77	339,060.05	359,222.18	1,147,355.01	116,105.00	346,660.77	327,395.06	357,034.18	1,147,355.01	0.00	145,205.59	0.00	0.00
Traveling Expenses - Foreign	5020102000	460,000.00	(60,000.00)	400,000.00	460,000.00	(60,000.00)	0.00	0.00	400,000.00	0.00	0.00	0.00	13,660.00	13,660.00	0.00	0.00	0.00	13,660.00	13,660.00	0.00	86,340.60	0.00	0.00
Traveling and Scholarship Expenses	5020200000	5,648,000.00	(672,973.23)	4,975,026.77	4,648,000.00	(872,973.23)	0.00	0.00	3,972,026.77	620,528.40	872,845.44	1,712,558.94	946,196.35	4,252,126.14	576,120.00	1,011,253.84	1,694,176.94	955,460.38	4,247,011.14	1,000,000.00	(276,059.37)	0.00	5,116.00
Traveling Expenses	5020201000	5,648,000.00	(672,973.23)	4,975,026.77	4,648,000.00	(872,973.23)	0.00	0.00	3,972,026.77	620,528.40	872,845.44	1,712,558.94	946,196.35	4,252,126.14	576,120.00	1,011,253.84	1,694,176.94	955,460.38	4,247,011.14	1,000,000.00	(276,059.37)	0.00	5,116.00
Traveling Expenses	5020201002	5,648,000.00	(672,973.23)	4,975,026.77	4,648,000.00	(872,973.23)	0.00	0.00	3,972,026.77	620,528.40	872,845.44	1,712,558.94	946,196.35	4,252,126.14	576,120.00	1,011,253.84	1,694,176.94	955,460.38	4,247,011.14	1,000,000.00	(276,059.37)	0.00	5,116.00
Supplies and Materials Expenses	5020300000	7,458,000.00	644,265.83	8,102,265.83	7,458,000.00	644,265.83	0.00	0.00	8,102,265.83	1,766,309.47	9,987,868.21	6,699,525.34	9,987,868.21	1,766,309.47	865,744.54	585,038.52	1,197,102.35	4,241,195.78	0.00	1,857,672.43	0.00	5,753,672.43	
Office Supplies Expenses	5020301000	4,318,000.00	0.00	4,318,000.00	4,318,000.00	0.00	0.00	0.00	4,318,000.00	706,269.00	91,654.00	259,562.84	3,215,153.85	4,271,619.69	706,269.00	81,043.00	190,476.84	224,826.95	1,182,068.79	0.00	44,380.31	0.00	3,088,638.96
ICT Office Supplies	5020301001	291,000.00	0.00	291,000.00	291,000.00	0.00	0.00	0.00	291,000.00	14,900.00	490.00	0.00	143,943.20	16,000.00	490.00	0.00	143,943.20	16,000.00	163,233.20	0.00	(57,772.20)	0.00	1,085,438.00
Office Supplies Expenses	5020301002	4,027,000.00	0.00	4,027,000.00	4,027,000.00	0.00	0.00	0.00	4,027,000.00	687,369.00	91,144.00	219,562.84	2,071,351.65	3,022,847.49	687,369.00	80,813.00	180,476.84	60,586.75	1,018,647.59	0.00	1,002,152.51	0.00	2,003,198.96
Accountable Forms Expenses	5020302000	30,000.00	0.00	30,000.00	30,000.00	0.00	0.00	0.00	30,000.00	800.00	18,000.00	0.00	24,032.00	42,832.00	800.00	18,000.00	0.00	24,032.00	42,832.00	0.00	(12,832.00)	0.00	0.00
Animal/Zoological Supplies Expenses	5020304000	167,000.00	0.00	167,000.00	167,000.00	0.00	0.00	0.00	167,000.00	10,150.00	6,980.00	59,775.00	114,549.00	10,150.00	6,980.00	44,320.00	53,195.00	114,549.00	70,875.00	0.00	(18,424.00)	0.00	114,549.00
Drugs and Medicines Expenses	5020307000	0.00	69,859.00	69,859.00	0.00	69,859.00	0.00	0.00	69,859.00	0.00	0.00	69,859.00	69,859.00	0.00	0.00	0.00	0.00	69,859.00	0.00	0.00	0.00	0.00	68,859.00
Fuel, Oil and Lubricants Expenses	5020309000	737,000.00	168,927.83	905,927.83	737,000.00	168,927.83	0.00	0.00	905,927.83	549,353.12	355,877.94	0.00	82,799.00	987,969.16	549,353.12	355,877.94	0.00	82,799.00	987,969.16	0.00	(82,041.33)	0.00	0.98
Agricultural and Marine Supplies Expenses	6020310000	15,000.00	0.00	15,000.00	15,000.00	0.00	0.00	0.00	15,000.00	0.00	0.00	995.00	60,000.00	60,995.00	0.00	0.00	995.00	60,000.00	60,995.00	0.00	(45,995.00)	0.00	0.00
Semi-Expendable Machinery and Equipment	5020321000	531,000.00	191,440.00	722,440.00	531,000.00	191,440.00	0.00	0.00	722,440.00	203,842.00	18,000.00	102,800.00	906,700.00	1,131,442.00	203,842.00	0.00	70,800.00	166,145.00	440,887.00	0.00	(499,022.00)	0.00	890,555.00
Office Equipment	5020321002	390,000.00	0.00	390,000.00	390,000.00	0.00	0.00	0.00	390,000.00	18,000.00	18,000.00	0.00	36,000.00	36,000.00	18,000.00	0.00	32,000.00	63,195.00	114,060.00	0.00	137,705.00	0.00	138,215.00
Information and Communications Technology Equipment	5020321003	82,000.00	0.00	82,000.00	82,000.00	0.00	0.00	0.00	82,000.00	13,457.00	0.00	0.00	503,750.00	516,707.00	13,457.00	0.00	0.00	71,150.00	84,907.00	0.00	(34,707.00)	0.00	432,100.00
Agricultural and Forestry Equipment	5020321004	0.00	11,540.00	11,540.00	0.00	11,540.00	0.00	0.00	11,540.00	0.00	0.00	0.00	11,540.00	11,540.00	0.00	0.00	0.00	3,800.00	3,800.00	0.00	0.00	0.00	7,740.00
Disaster Response and Rescue Equipment	5020321008	7,000.00	153,000.00	160,000.00	7,000.00	153,000.00	0.00	0.00	160,000.00	160,000.00	0.00	0.00	0.00	160,000.00	160,000.00	0.00	0.00	0.00	160,000.00	0.00	0.00	0.00	0.00
Medical Equipment	5020321010	0.00	3,900.00	3,900.00	0.00	3,900.00	0.00	0.00	3,900.00	0.00	0.00	0.00	3,900.00	4,400.00	3,900.00	0.00	3,900.00	0.00	3,900.00	0.00	(4,400.00)	0.00	4,400.00
Technical and Scientific Equipment	5020321013	0.00	23,000.00	23,000.00	0.00	23,000.00	0.00	0.00	23,000.00	0.00	0.00	23,000.00	23,000.00	0.00	0.00	0.00	23,000.00	0.00	23,000.00	0.00	0.00	0.00	0.00
Other Machinery and Equipment	5020321059	52,000.00	0.00	52,000.00	52,000.00	0.00	0.00	0.00	52,000.00	11,600.00	0.00	40,000.00	108,100.00	158,800.00	11,600.00	0.00	12,000.00	28,000.00	51,500.00	0.00	(107,600.00)	0.00	108,100.00
Semi-Expendable Furniture, Fixtures and Books	5020322000	178,000.00	280,428.30	458,428.30	178,000.00	280,428.30	0.00	0.00	458,428.30	192,229.30	25,000.00	127,800.00	812,849.00	1,217,977.70	192,229.30	0.00	103,200.00	223,429.00	478,849.00	0.00	(798,449.00)	0.00	739,020.00
Furniture and Fixtures	5020322001	44,000.00	280,428.30	324,428.30	44,000.00	280,428.30	0.00	0.00	324,428.30	192,229.30	25,000.00	127,800.00	812,849.00	1,217,977.70	192,229.30	0.00	103,200.00	223,429.00	478,849.00	0.00	(653,019.00)	0.00	632,830.00
Books	5020322002	134,000.00	0.00	134,000.00	134,000.00	0.00	0.00	0.00	134,000.00	0.00	0.00	0.00	249,019.00	249,019.00	0.00	0.00	0.00	133,829.00	0.00	(106,019.00)	0.00	106,190.00	
Other Supplies and Materials Expenses	5020329000	1,492,000.00	(66,386.50)	1,425,613.50	1,492,000.00	(66,386.50)	0.00	0.00	1,425,613.50	143,667.05	271,984.50	173,714.98	1,410,583.53	1,989,950.05	143,667.05	223,674.50	175,144.88	406,413.00	848,739.53	0.00	(574,239.56)	0.00	1,051,050.53
Utility Expenses	5020400000	9,251,000.00	(2,481,583.25)	6,769,416.75	8,251,000.00	(2,481,583.25)	0.00	0.00	6,769,416.75														

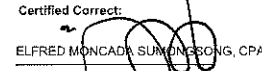
Department : State Universities and Colleges (SUCs)
 Agency : Central Philippines State University
 Operating Unit : < not applicable >
 Organization Code (UACS) : 08 063 000000
 Fund Cluster : 01 Regular Agency Fund


X	Current Year Appropriations
	Supplemental Appropriations
	Continuing Appropriations


(e.g. UACS Fund Cluster: 01-Regular Agency Fund, 02-Foreign Assisted Projects Fund, 03-Special Account-Locally Funded/Domestic Grants Fund, and 04-Special Account-Foreign Assisted/Foreign Grants Fund)

Particulars	UACS CODE	Appropriations				Allotments					Obligations					Disbursements					Balances			
		Authorized Appropriations	Adjustments (Transfer To/From, Modifications/ Augmentations)	Adjusted Appropriations	Allotments Received	Adjustments (Reductions, Modifications/ Augmentations)	Transfer To	Transfer From	Adjusted Allotments	1st Quarter Ending March 31	2nd Quarter Ending June 30	3rd Quarter Ending Sept. 30	4th Quarter Ending Dec. 31	TOTAL	1st Quarter Ending March 31	2nd Quarter Ending June 30	3rd Quarter Ending Sept. 30	4th Quarter Ending Dec. 31	TOTAL	Unreleased Appropriations	Unobligated Allotments	Unpaid Obligations (15-20)-(23+24)		
																						Due and Demandable	Not Yet Due and Demandable	
1	2	3	4	5=(3+4)	6	7	8	9	10=(6+7-8+9)	11	12	13	14	15=(11+12+13+14)	16	17	18	19	20=(16+17+18+19)	21=(5-10)	22=(10-15)	23	24	
Other Maintenance and Operating Expenses	5029989000	9,500,000.00	0.00	9,500,000.00	0.00	0.00	0.00	0.00	0.00	0.00	0.00	0.00	0.00	0.00	0.00	0.00	0.00	0.00	0.00	0.00	9,500,000.00	0.00	0.00	0.00
Other Maintenance and Operating Expenses	5029989099	9,500,000.00	0.00	9,500,000.00	0.00	0.00	0.00	0.00	0.00	0.00	0.00	0.00	0.00	0.00	0.00	0.00	0.00	0.00	0.00	0.00	9,500,000.00	0.00	0.00	0.00
Capital Outlays		36,300,000.00	0.00	36,300,000.00	25,000,000.00	0.00	0.00	0.00	25,000,000.00	23,499,534.58	744,000.00	30,880.00	724,935.65	24,999,350.23	3,524,930.19	3,184,344.21	4,519,728.52	8,735,397.72	19,964,400.64	14,300,000.00	649.77	0.00	5,034,949.59	0.00
Property, Plant and Equipment Outlay	5060400000	36,300,000.00	0.00	36,300,000.00	25,000,000.00	0.00	0.00	0.00	25,000,000.00	23,499,534.58	744,000.00	30,880.00	724,935.65	24,999,350.23	3,524,930.19	3,184,344.21	4,519,728.52	8,735,397.72	19,964,400.64	14,300,000.00	649.77	0.00	5,034,949.59	0.00
Buildings and Other Structures	5060404000	31,435,000.00	0.00	31,435,000.00	25,000,000.00	0.00	0.00	0.00	25,000,000.00	23,499,534.58	744,000.00	30,880.00	724,935.65	24,999,350.23	3,524,930.19	3,184,344.21	4,519,728.52	8,735,397.72	19,964,400.64	6,435,000.00	649.77	0.00	5,034,949.59	0.00
School Buildings	5060404002	31,435,000.00	0.00	31,435,000.00	25,000,000.00	0.00	0.00	0.00	25,000,000.00	23,499,534.58	744,000.00	30,880.00	724,935.65	24,999,350.23	3,524,930.19	3,184,344.21	4,519,728.52	8,735,397.72	19,964,400.64	6,435,000.00	649.77	0.00	5,034,949.59	0.00
Machinery and Equipment Outlay	5060405000	6,435,000.00	0.00	6,435,000.00	0.00	0.00	0.00	0.00	0.00	0.00	0.00	0.00	0.00	0.00	0.00	0.00	0.00	0.00	0.00	0.00	0.00	0.00	0.00	0.00
Other Machinery and Equipment	5060405088	6,435,000.00	0.00	6,435,000.00	0.00	0.00	0.00	0.00	0.00	0.00	0.00	0.00	0.00	0.00	0.00	0.00	0.00	0.00	0.00	0.00	0.00	0.00	0.00	0.00
Furniture, Fixtures and Books Outlay	5060407000	1,430,000.00	0.00	1,430,000.00	0.00	0.00	0.00	0.00	0.00	0.00	0.00	0.00	0.00	0.00	0.00	0.00	0.00	0.00	0.00	0.00	0.00	0.00	0.00	0.00
Furniture and Fixtures	5060407001	1,430,000.00	0.00	1,430,000.00	0.00	0.00	0.00	0.00	0.00	0.00	0.00	0.00	0.00	0.00	0.00	0.00	0.00	0.00	0.00	0.00	0.00	0.00	0.00	0.00
B. AUTOMATIC APPROPRIATIONS		13,179,000.00	0.00	13,179,000.00	13,179,000.00	0.00	0.00	0.00	13,179,000.00	2,617,660.88	2,607,859.72	2,609,222.80	4,740,324.94	12,174,868.38	2,817,560.88	2,194,950.68	3,422,131.66	3,541,806.58	11,976,449.98	0.00	4,031.64	1,198,518.38	0.00	
Retirement and Life Insurance Premiums		13,179,000.00	0.00	13,179,000.00	13,179,000.00	0.00	0.00	0.00	13,179,000.00	2,617,660.88	2,607,859.72	2,609,222.80	4,740,324.94	12,174,868.38	2,817,560.88	2,194,950.68	3,422,131.66	3,541,806.58	11,976,449.98	0.00	4,031.64	1,198,518.38	0.00	
GRAND TOTAL		541,436,000.00	0.00	541,436,000.00	348,097,045.00	0.00	0.00	0.00	348,097,045.00	66,282,462.92	48,408,920.36	41,553,352.74	191,775,264.42	348,030,000.44	42,892,859.86	52,523,684.84	46,159,943.76	160,955,926.40	322,522,434.78	193,338,955.00	67,044.56	14,108,371.89	11,399,193.77	

Certified Correct:

 VICENTE MOBILLON TRIO, JR.
 BUDGET OFFICER
 Date: 2023-01-30 08:01:29

Certified Correct:

 ELFRED MONCADA SUMONSONG, CPA
 CHIEF ACCOUNTANT
 Date: 2023-01-30 08:01:29

Recommending Approval:

 MARC ALEXY CAESAR BELASOTO BADAJOS, PAE, PH. D.
 VICE PRESIDENT FOR ADMINISTRATION AND FINANCE
 Date:

Approved By:

 ALADINO CUIZON MORADA, PH. D.
 SUC PRESIDENT II
 Date: 2023-01-30 08:05:01

Department : State Universities and Colleges (SUCs)
 Agency : Central Philippines State University
 Operating Unit : < not applicable >
 Organization Code (UAICS) : 08 063 000000
 Fund Cluster : 01 Regular Agency Fund

X	Current Year Appropriations
	Supplemental Appropriations
	Continuing Appropriations

(e.g. UAICS Fund Cluster: 01-Regular Agency Fund, 02-Foreign Assisted Projects Fund, 03-Special Account-Locally Funded/Domestic Grants Fund, and 04-Special Account-Foreign Assisted/Foreign Grants Fund)

Particulars	UAICS CODE	Appropriations			Allotments					Obligations					Disbursements					Balances			
		Authorized Appropriations	Adjustments (Transfer To/From, Modifications/ Augmentations)	Adjusted Appropriations	Allotments Received	Adjustments (Reductions, Modifications/ Augmentations)	Transfer To	Transfer From	Adjusted Allotments	1st Quarter Ending March 31	2nd Quarter Ending June 30	3rd Quarter Ending Sept. 30	4th Quarter Ending Dec. 31	TOTAL	1st Quarter Ending March 31	2nd Quarter Ending June 30	3rd Quarter Ending Sept. 30	4th Quarter Ending Dec. 31	TOTAL	Unreleased Appropriations	Unobligated Allotments	Unpaid Obligations (15-20) + (23+24)	
																						23	24
1	2	3	4	5=(3+4)	6	7	8	9	10=(6+(-7)-8+9)	11	12	13	14	15=(11+12+13+14)	16	17	18	19	20=(16+17+18+19)	21=(5-10)	22=(10-15)	23	24
Confidential, Intelligence and Extraordinary	5021000000	136,600.00	(13,000.00)	123,600.00	136,600.00	(13,000.00)	0.00	0.00	123,600.00	27,500.00	30,500.00	27,500.00	27,500.00	113,000.00	27,500.00	30,500.00	27,500.00	27,500.00	113,000.00	0.00	10,000.00	0.00	0.00
Extraordinary and Miscellaneous Expenses	5021003000	136,600.00	(13,000.00)	123,600.00	136,600.00	(13,000.00)	0.00	0.00	123,600.00	27,500.00	30,500.00	27,500.00	27,500.00	113,000.00	27,500.00	30,500.00	27,500.00	27,500.00	113,000.00	0.00	10,000.00	0.00	0.00
Professional Services	5021100000	482,000.00	(10,400.00)	471,591.00	482,000.00	(10,400.00)	0.00	0.00	471,591.00	1,000.00	20,600.00	76,000.00	1,114,540.00	1,212,140.00	1,000.00	20,600.00	76,000.00	822,220.00	919,820.00	0.00	(740,549.00)	0.00	292,320.00
Legal Services	5021101000	15,000.00	0.00	15,000.00	15,000.00	0.00	0.00	0.00	15,000.00	0.00	0.00	0.00	15,000.00	15,000.00	0.00	0.00	0.00	15,000.00	15,000.00	0.00	0.00	0.00	0.00
Consultancy Services	5021103000	0.00	20,000.00	20,000.00	0.00	20,000.00	0.00	0.00	20,000.00	0.00	0.00	0.00	20,000.00	20,000.00	0.00	0.00	0.00	20,000.00	20,000.00	0.00	0.00	0.00	0.00
Consistency Services	5021103002	0.00	20,000.00	20,000.00	0.00	20,000.00	0.00	0.00	20,000.00	0.00	0.00	0.00	20,000.00	20,000.00	0.00	0.00	0.00	20,000.00	20,000.00	0.00	0.00	0.00	0.00
Other Professional Services	5021199000	467,000.00	(30,400.00)	436,591.00	467,000.00	(30,400.00)	0.00	0.00	436,591.00	0.00	0.00	0.00	436,591.00	1,169,540.00	0.00	0.00	0.00	436,591.00	1,169,540.00	0.00	0.00	0.00	0.00
General Services	5021200000	1,322,000.00	(66,678.00)	1,255,322.00	1,322,000.00	(66,678.00)	0.00	0.00	1,255,322.00	160,089.00	255,251.58	368,858.24	371,899.71	1,156,298.53	160,089.00	255,251.58	368,858.24	371,899.71	1,156,298.53	0.00	(752,249.00)	0.00	292,320.00
Janitorial Services	5021202000	1,322,000.00	0.00	1,322,000.00	1,322,000.00	0.00	0.00	0.00	1,322,000.00	0.00	0.00	0.00	1,322,000.00	1,322,000.00	0.00	0.00	0.00	1,322,000.00	1,322,000.00	0.00	0.00	0.00	0.00
Other General Services	5021299000	70,000.00	(66,678.00)	3,322.00	70,000.00	(66,678.00)	0.00	0.00	3,322.00	0.00	0.00	0.00	3,322.00	3,322.00	0.00	0.00	0.00	3,322.00	3,322.00	0.00	0.00	0.00	0.00
Repairs and Maintenance	5021300000	1,856,000.00	(66,678.00)	1,789,322.00	1,856,000.00	(66,678.00)	0.00	0.00	1,789,322.00	160,089.00	255,251.58	368,858.24	371,899.71	1,156,298.53	160,089.00	255,251.58	368,858.24	371,899.71	1,156,298.53	0.00	(752,249.00)	0.00	292,320.00
Repairs and Maintenance - Buildings and Other	5021304000	1,327,000.00	0.00	1,327,000.00	1,327,000.00	0.00	0.00	0.00	1,327,000.00	0.00	0.00	0.00	1,327,000.00	1,327,000.00	0.00	0.00	0.00	1,327,000.00	1,327,000.00	0.00	0.00	0.00	0.00
Buildings	5021304001	0.00	334,717.65	334,717.65	0.00	334,717.65	0.00	0.00	334,717.65	0.00	0.00	0.00	334,717.65	334,717.65	0.00	0.00	0.00	334,717.65	334,717.65	0.00	0.00	0.00	0.00
School Buildings	5021304002	1,327,000.00	(71,000.00)	1,256,000.00	1,327,000.00	(71,000.00)	0.00	0.00	1,256,000.00	0.00	0.00	0.00	1,256,000.00	1,256,000.00	0.00	0.00	0.00	1,256,000.00	1,256,000.00	0.00	0.00	0.00	0.00
Other Buildings	5021304003	0.00	13,282.35	13,282.35	0.00	13,282.35	0.00	0.00	13,282.35	0.00	0.00	0.00	13,282.35	13,282.35	0.00	0.00	0.00	13,282.35	13,282.35	0.00	0.00	0.00	0.00
Repairs and Maintenance - Machinery and	5021305000	365,000.00	(400.00)	364,600.00	365,000.00	(400.00)	0.00	0.00	364,600.00	0.00	0.00	0.00	364,600.00	364,600.00	0.00	0.00	0.00	364,600.00	364,600.00	0.00	0.00	0.00	0.00
Machinery	5021305001	0.00	0.00	0.00	0.00	0.00	0.00	0.00	0.00	0.00	0.00	0.00	0.00	0.00	0.00	0.00	0.00	0.00	0.00	0.00	0.00	0.00	0.00
Office Equipment	5021305002	76,000.00	0.00	76,000.00	76,000.00	0.00	0.00	0.00	76,000.00	0.00	0.00	0.00	76,000.00	76,000.00	0.00	0.00	0.00	76,000.00	76,000.00	0.00	0.00	0.00	0.00
Information and Communication Technology Equipment	5021305003	254,000.00	(400.00)	253,600.00	254,000.00	(400.00)	0.00	0.00	253,600.00	0.00	0.00	0.00	253,600.00	253,600.00	0.00	0.00	0.00	253,600.00	253,600.00	0.00	0.00	0.00	0.00
Communication Equipment	5021305007	15,000.00	0.00	15,000.00	15,000.00	0.00	0.00	0.00	15,000.00	0.00	0.00	0.00	15,000.00	15,000.00	0.00	0.00	0.00	15,000.00	15,000.00	0.00	0.00	0.00	0.00
Other Machinery and Equipment	5021305009	10,000.00	0.00	10,000.00	10,000.00	0.00	0.00	0.00	10,000.00	0.00	0.00	0.00	10,000.00	10,000.00	0.00	0.00	0.00	10,000.00	10,000.00	0.00	0.00	0.00	0.00
Repairs and Maintenance - Transportation	5021306000	200,000.00	0.00	200,000.00	200,000.00	0.00	0.00	0.00	200,000.00	0.00	0.00	0.00	200,000.00	200,000.00	0.00	0.00	0.00	200,000.00	200,000.00	0.00	0.00	0.00	0.00
Motor Vehicles	5021306001	200,000.00	0.00	200,000.00	200,000.00	0.00	0.00	0.00	200,000.00	0.00	0.00	0.00	200,000.00	200,000.00	0.00	0.00	0.00	200,000.00	200,000.00	0.00	0.00	0.00	0.00
Other Transportation Equipment	5021306009	0.00	0.00	0.00	0.00	0.00	0.00	0.00	0.00	0.00	0.00	0.00	0.00	0.00	0.00	0.00	0.00	0.00	0.00	0.00	0.00	0.00	0.00
Repairs and Maintenance - Semi-Expendable	5021310000	64,000.00	400.00	64,400.00	64,000.00	400.00	0.00	0.00	64,400.00	0.00	0.00	0.00	64,400.00	64,400.00	0.00	0.00	0.00	64,400.00	64,400.00	0.00	0.00	0.00	0.00
Office Equipment	5021321002	20,000.00	0.00	20,000.00	20,000.00	0.00	0.00	0.00	20,000.00	0.00	0.00	0.00	20,000.00	20,000.00	0.00	0.00	0.00	20,000.00	20,000.00	0.00	0.00	0.00	0.00
Information and Communications Technology Equipment	5021321003	20,000.00	400.00	20,400.00	20,000.00	400.00	0.00	0.00	20,400.00	0.00	0.00	0.00	20,400.00	20,400.00	0.00	0.00	0.00	20,400.00	20,400.00	0.00	0.00	0.00	0.00
Agricultural and Forestry Equipment	5021321004	20,000.00	0.00	20,000.00	20,000.00	0.00	0.00	0.00	20,000.00	0.00	0.00	0.00	20,000.00	20,000.00	0.00	0.00	0.00	20,000.00	20,000.00	0.00	0.00	0.00	0.00
Disaster Response and Rescue Equipment	5021321008	4,000.00	0.00	4,000.00	4,000.00	0.00	0.00	0.00	4,000.00	0.00	0.00	0.00	4,000.00	4,000.00	0.00	0.00	0.00	4,000.00	4,000.00	0.00	0.00	0.00	0.00
Medical Assistance/Subsidiary	5021400000	280,046,000.00	0.00	280,046,000.00	112,507,045.00	0.00	0.00	0.00	112,507,045.00	0.00	0.00	0.00	112,507,045.00	112,507,045.00	0.00	0.00	0.00	112,507,045.00	112,507,045.00	0.00	0.00	4,000.00	0.00
Medical - Others	5021499000	280,046,000.00	0.00	280,046,000.00	112,507,045.00	0.00	0.00	0.00	112,507,045.00	0.00	0.00	0.00	112,507,045.00	112,507,045.00	0.00	0.00	0.00	112,507,045.00	112,507,045.00	0.00	0.00	4,000.00	0.00
Travel, Insurance Premiums and Other Fees	5021500000	186,000.00	82,706.49	268,706.49	186,000.00	82,706.49	0.00	0.00	268,706.49	106,500.00	41,126.00	41,750.00	132,438.10	366,818.10	106,500.00	84,126.00	41,750.00	132,438.10	366,818.10	0.00	(88,112.01)	0.00	0.00
Taxes, Duties and Licenses	5021501002	50,000.00	45,280.50	95,280.50	50,000.00	45,280.50	0.00	0.00	95,280.50	22,120.21	38,130.29	35,000.00	675.00	95,925.50	22,120.21	38,130.29	35,000.00	675.00	95,925.50	0.00	(675.00)	0.00	0.00
Taxes, Duties and Licenses	5021501001	50,000.00	45,280.50	95,280.50	50,000.00	45,280.50	0.00	0.00	95,280.50	22,120.21	38,130.29	35,000.00	675.00	95,925.50	22,120.21	38,130.29	35,000.00	675.00	95,925.50	0.00	(675.00)	0.00	0.00
Fidelity Bond Premiums	5021502000	61,000.00	(800.00)	60,200.00	61,000.00	(800.00)	0.00	0.00	60,200.00	0.00	0.00	0.00	60,200.00	60,200.00	0.00	0.00	0.00	60,200.00	60,200.00	0.00	0.00	0.00	0.00
Insurance Expenses	5021503000	75,000.00	47,965.99	122,965.99	75,000.00	47,965.99	0.00	0.00	122,965.99	0.00	0.00	0.00	122,965.99	122,965.99	0.00	0.00	0.00	122,965.99	122,965.99	0.00	0.00	0.00	0.00
Labor and Wages	5021600000	4,443,000.00	0.00	4,443,000.00	4,443,000.00	0.00	0.00	0.00	4,443,000.0														

SUMMARY OF APPROPRIATIONS, ALLOTMENTS, OBLIGATIONS, DISBURSEMENTS AND BALANCES BY OBJECT OF EXPENDITURES
As at the Quarter Ending December 31, 2022

Department: State Universities and Colleges (SUCs)
 Agency/Entity: Central Philippines State University
 Operating Unit: < not applicable >
 Organization Code (UACS): 08 003 000000
 Fund Cluster: 01 Regular Agency Fund

	Current Year Appropriations
	Supplemental Appropriations
X	Continuing Appropriations

(e.g. UACS Fund Cluster: 01-Regular Agency Fund, 02-Foreign Assisted Projects Fund, 03-Special Account-Locally Funded/Domestic Grants Fund, and 04-Special Account-Foreign Assisted/Foreign Grants Fund)

Particulars	UACS CODE	Appropriations				Allotments				Obligations				Disbursements				Balances					
		Authorized Appropriations	Adjustments (Transfer To/From, Modifications/ Augmentations)	Adjusted Appropriations	Allotments Received	Adjustments (Reductions, Modifications/ Augmentations)	Transfer To	Transfer From	Adjusted Allotments	1st Quarter Ending March 31	2nd Quarter Ending June 30	3rd Quarter Ending Sept. 30	4th Quarter Ending Dec. 31	TOTAL	1st Quarter Ending March 31	2nd Quarter Ending June 30	3rd Quarter Ending Sept. 30	4th Quarter Ending Dec. 31	TOTAL	Unreleased Appropriations	Unobligated Allotments	Unpaid Obligations (15-20)=(23+24)	
		3	4	5=(3+4)	6	7	8	9	10=(6+7-8+9)	11	12	13	14	15=(11+12+13+14)	16	17	18	19	20=(16+17+18+19)	21=(5-10)	22=(6-15)	23	24
SUMMARY		23,105,638.39	0.00	23,105,638.39	16,993,638.39	0.00	0.00	0.00	16,993,638.39	15,123,764.78	545.73	661,588.85	282,077.60	16,067,977.06	331,314.97	3,473,543.19	5,728,660.38	3,119,271.48	12,652,790.02	7,012,000.00	25,661.33	2,753,598.09	661,588.85
I. CONTAINING APPROPRIATIONS		23,105,638.39	0.00	23,105,638.39	16,993,638.39	0.00	0.00	0.00	16,993,638.39	15,123,764.78	545.73	661,588.85	282,077.60	16,067,977.06	331,314.97	3,473,543.19	5,728,660.38	3,119,271.48	12,652,790.02	7,012,000.00	25,661.33	2,753,598.09	661,588.85
1. Agency Specific Budget		23,105,638.39	0.00	23,105,638.39	16,993,638.39	0.00	0.00	0.00	16,993,638.39	15,123,764.78	545.73	661,588.85	282,077.60	16,067,977.06	331,314.97	3,473,543.19	5,728,660.38	3,119,271.48	12,652,790.02	7,012,000.00	25,661.33	2,753,598.09	661,588.85
Maintenance and Other Operating Expenses		3,852,792.73	0.00	3,852,792.73	840,792.73	0.00	0.00	0.00	840,792.73	840,247.00	545.73	0.00	0.00	840,792.73	0.00	545.73	840,247.00	0.00	840,792.73	3,012,000.00	0.00	0.00	0.00
Traveling Expenses	502010000	545.73	0.00	545.73	545.73	0.00	0.00	0.00	545.73	0.00	545.73	0.00	0.00	545.73	0.00	545.73	0.00	545.73	0.00	0.00	0.00	0.00	0.00
Traveling Expenses - Local	502010100	545.73	0.00	545.73	545.73	0.00	0.00	0.00	545.73	0.00	545.73	0.00	0.00	545.73	0.00	545.73	0.00	545.73	0.00	0.00	0.00	0.00	0.00
Communication Expenses	502050000	500,000.00	0.00	500,000.00	0.00	0.00	0.00	0.00	0.00	0.00	0.00	0.00	0.00	0.00	0.00	0.00	0.00	0.00	500,000.00	0.00	0.00	0.00	0.00
Internet Subscription Expenses	502050300	500,000.00	0.00	500,000.00	0.00	0.00	0.00	0.00	0.00	0.00	0.00	0.00	0.00	0.00	0.00	0.00	0.00	0.00	0.00	0.00	0.00	0.00	0.00
Professional Services	502110000	2,012,000.00	0.00	2,012,000.00	0.00	0.00	0.00	0.00	0.00	0.00	0.00	0.00	0.00	0.00	0.00	0.00	0.00	0.00	2,012,000.00	0.00	0.00	0.00	0.00
Other Professional Services	502119900	2,012,000.00	0.00	2,012,000.00	0.00	0.00	0.00	0.00	0.00	0.00	0.00	0.00	0.00	0.00	0.00	0.00	0.00	0.00	0.00	2,012,000.00	0.00	0.00	0.00
Other Maintenance and Operating Expenses	502990000	1,840,247.00	0.00	1,840,247.00	840,247.00	0.00	0.00	0.00	840,247.00	840,247.00	0.00	0.00	0.00	840,247.00	0.00	0.00	840,247.00	0.00	840,247.00	500,000.00	0.00	0.00	0.00
Subscription Expenses	502990700	840,247.00	0.00	840,247.00	840,247.00	0.00	0.00	0.00	840,247.00	840,247.00	0.00	0.00	0.00	840,247.00	0.00	0.00	840,247.00	0.00	840,247.00	0.00	0.00	0.00	0.00
ICT Software Subscription	502990701	840,247.00	0.00	840,247.00	840,247.00	0.00	0.00	0.00	840,247.00	840,247.00	0.00	0.00	0.00	840,247.00	0.00	0.00	840,247.00	0.00	840,247.00	0.00	0.00	0.00	0.00
Other Maintenance and Operating Expenses	502999900	500,000.00	0.00	500,000.00	0.00	0.00	0.00	0.00	0.00	0.00	0.00	0.00	0.00	0.00	0.00	0.00	0.00	0.00	500,000.00	0.00	0.00	0.00	0.00
Other Maintenance and Operating Expenses	502999999	500,000.00	0.00	500,000.00	0.00	0.00	0.00	0.00	0.00	0.00	0.00	0.00	0.00	0.00	0.00	0.00	0.00	0.00	0.00	500,000.00	0.00	0.00	0.00
Capital Outlays		18,252,845.66	0.00	18,252,845.66	15,252,845.66	0.00	0.00	0.00	15,252,845.66	14,283,517.78	0.00	661,588.85	282,077.60	15,227,184.33	331,314.87	3,472,997.46	4,888,413.38	3,119,271.48	11,811,897.29	4,000,000.00	25,661.33	2,753,598.09	661,588.85
Property, Plant and Equipment Outlay	506040000	18,252,845.66	0.00	18,252,845.66	15,252,845.66	0.00	0.00	0.00	15,252,845.66	14,283,517.78	0.00	661,588.85	282,077.60	15,227,184.33	331,314.87	3,472,997.46	4,888,413.38	3,119,271.48	11,811,897.29	4,000,000.00	25,661.33	2,753,598.09	661,588.85
Infrastructure Outlay	506040300	4,000,000.00	0.00	4,000,000.00	0.00	0.00	0.00	0.00	0.00	0.00	0.00	0.00	0.00	0.00	0.00	0.00	0.00	0.00	4,000,000.00	0.00	0.00	0.00	0.00
Road Networks	506040301	4,000,000.00	0.00	4,000,000.00	0.00	0.00	0.00	0.00	0.00	0.00	0.00	0.00	0.00	0.00	0.00	0.00	0.00	0.00	4,000,000.00	0.00	0.00	0.00	0.00
Buildings and Other Structures	506040400	15,246,845.66	0.00	15,246,845.66	15,246,845.66	0.00	0.00	0.00	15,246,845.66	14,283,517.78	0.00	661,588.85	282,077.60	15,227,184.33	331,314.87	3,472,997.46	4,888,413.38	3,119,271.48	11,811,897.29	0.00	19,881.33	2,753,598.09	661,588.85
School Buildings	506040402	15,246,845.66	0.00	15,246,845.66	15,246,845.66	0.00	0.00	0.00	15,246,845.66	14,283,517.78	0.00	661,588.85	282,077.60	15,227,184.33	331,314.87	3,472,997.46	4,888,413.38	3,119,271.48	11,811,897.29	0.00	19,881.33	2,753,598.09	661,588.85
Furniture, Fixtures and Books Outlay	506040700	6,000.00	0.00	6,000.00	6,000.00	0.00	0.00	0.00	6,000.00	0.00	0.00	0.00	0.00	6,000.00	0.00	0.00	0.00	0.00	6,000.00	0.00	0.00	0.00	0.00
Books	506040702	6,000.00	0.00	6,000.00	6,000.00	0.00	0.00	0.00	6,000.00	0.00	0.00	0.00	0.00	6,000.00	0.00	0.00	0.00	0.00	6,000.00	0.00	0.00	0.00	0.00
GRAND TOTAL		23,105,638.39	0.00	23,105,638.39	16,993,638.39	0.00	0.00	0.00	16,993,638.39	15,123,764.78	545.73	661,588.85	282,077.60	16,067,977.06	331,314.97	3,473,543.19	5,729,660.38	3,119,271.48	12,652,790.02	7,012,000.00	25,661.33	2,753,598.09	661,588.85


This report was generated using the Unified Reporting System on null version.FAR1A.1.1 ; Status : SUBMITTED


Department: State Universities and Colleges (SUCs)
 Agency/Entity: Central Philippines State University
 Operating Unit: < not applicable >
 Organization Code (UACS): 08 063 0000000
 Fund Cluster: 01 Regular Agency Fund

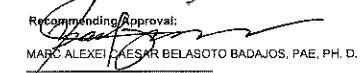
	Current Year Appropriations
	Supplemental Appropriations
X	Continuing Appropriations


(e.g. UACS Fund Cluster: 01-Regular Agency Fund, 02-Foreign Assisted Projects Fund, 03-Special Account-Locally Funded/Domestic Grants Fund, and 04-Special Account-Foreign Assisted/Foreign Grants Fund)

Particulars	UACS CODE	Appropriations			Allotments						Obligations				Disbursements				Balances				
		Authorized Appropriations	Adjustments (Transfer To/From, Modifications/ Augmentations)	Adjusted Appropriations	Allotments Received	Adjustments (Reductions, Modifications/ Augmentations)	Transfer To	Transfer From	Adjusted Allotments	1st Quarter Ending March 31	2nd Quarter Ending June 30	3rd Quarter Ending Sept. 30	4th Quarter Ending Dec. 31	TOTAL	1st Quarter Ending March 31	2nd Quarter Ending June 30	3rd Quarter Ending Sept. 30	4th Quarter Ending Dec. 31	TOTAL	Unreleased Appropriations	Unobligated Allotments	Unpaid Obligations (18-20)-(23-24)	
																						Due and Demandable	Not Yet Due and Demandable
1	2	3	4	5=(3+4)	6	7	8	9	10=(6+(-7)+8)	11	12	13	14	15=(11+12+13+14)	16	17	18	19	20=(16+17+18+19)	21=(5-10)	22=(10-15)	23	24

Certified Correct: 
 VICENTE MABILON TRIO, JR.
 BUDGET OFFICER
 Date: 2023-01-30 08:01:29

Certified Correct: 
 ELFRED MONGADA SPANGNUNG, CPA
 CHIEF ACCOUNTANT
 Date: 2023-01-30 08:01:29

Recommending Approval: 
 MARC ALEXEI CAESAR BELASOTO BADAJOS, PAE, PH. D.
 VICE PRESIDENT FOR ADMINISTRATION AND FINANCE
 Date:

Approved By: 
 ALADINO GUIZON MORACA, PH. D.
 SUC PRESIDENT II
 Date: 2023-01-30 08:05:01