

**STATEMENT OF APPROVED BUDGET, UTILIZATIONS, DISBURSEMENTS AND BALANCES**  
**(For Off-Budgetary Funds)**  
**As at the Quarter Ending March 31, 2021**

Department : State Universities and Colleges (SUCs)  
 Agency/Entity : Central Philippines State University  
 Operating Unit : < not applicable >  
 Organization Code (UACS) : 08 063 0000000  
 Fund Cluster : 05 Internally Generated Funds  
 (e.g. UACS Fund Cluster: 05-Internally Generated Funds and 06-Business Related Funds)

Particulars	UACS CODE	Approved Budget			UTILIZATIONS					Disbursements				Unutilized Budget	
		Approved Budgeted Revenue	Adjustments (Reductions, Modifications)	Adjusted Budgeted Revenue	1st Quarter Ending March 31	2nd Quarter Ending June 30	3rd Quarter Ending Sept. 30	4th Quarter Ending Dec. 31	Total	1st Quarter Ending March 31	2nd Quarter Ending June 30	3rd Quarter Ending Sept. 30	4th Quarter Ending Dec. 31		TOTAL
	2	3	4	5=[3+(4)]	6	7	8	9	10=[6+7+8+9]	11	12	13	14	15=[11+12+13+14]	16=(5-10)
General Administration and Support	10300000000000	13,850,000.00	0.00	13,850,000.00	1,669,747.13	0.00	0.00	0.00	1,669,747.13	1,669,747.13	0.00	0.00	0.00	1,669,747.13	11,980,252.87
General Management and Supervision	10300010000000	13,850,000.00	0.00	13,850,000.00	1,669,747.13	0.00	0.00	0.00	1,669,747.13	1,669,747.13	0.00	0.00	0.00	1,669,747.13	11,980,252.87
PS		465,000.00	0.00	465,000.00	157,750.00	0.00	0.00	0.00	157,750.00	157,750.00	0.00	0.00	0.00	157,750.00	387,250.00
MOOE		10,885,000.00	0.00	10,885,000.00	1,543,275.35	0.00	0.00	0.00	1,543,275.35	1,543,275.35	0.00	0.00	0.00	1,543,275.35	9,341,724.65
CO		2,500,000.00	0.00	2,500,000.00	188,721.78	0.00	0.00	0.00	188,721.78	188,721.78	0.00	0.00	0.00	188,721.78	2,311,278.22
Sub-Total: General Administration and Support		13,850,000.00	0.00	13,850,000.00	1,889,747.13	0.00	0.00	0.00	1,889,747.13	1,889,747.13	0.00	0.00	0.00	1,889,747.13	11,980,252.87
PS		465,000.00	0.00	465,000.00	157,750.00	0.00	0.00	0.00	157,750.00	157,750.00	0.00	0.00	0.00	157,750.00	387,250.00
MOOE		10,885,000.00	0.00	10,885,000.00	1,543,275.35	0.00	0.00	0.00	1,543,275.35	1,543,275.35	0.00	0.00	0.00	1,543,275.35	9,341,724.65
FinEx (If Applicable)		0.00	0.00	0.00	0.00	0.00	0.00	0.00	0.00	0.00	0.00	0.00	0.00	0.00	0.00
CO		2,500,000.00	0.00	2,500,000.00	188,721.78	0.00	0.00	0.00	188,721.78	188,721.78	0.00	0.00	0.00	188,721.78	2,311,278.22
Support to Operations	20000000000000	10,755,000.00	0.00	10,755,000.00	2,948,361.68	0.00	0.00	0.00	2,948,361.68	2,923,361.68	0.00	0.00	0.00	2,923,361.68	7,806,638.32
Auxiliary Services	20000010001000	10,755,000.00	0.00	10,755,000.00	2,948,361.68	0.00	0.00	0.00	2,948,361.68	2,923,361.68	0.00	0.00	0.00	2,923,361.68	7,806,638.32
PS		25,000.00	0.00	25,000.00	0.00	0.00	0.00	0.00	0.00	0.00	0.00	0.00	0.00	0.00	25,000.00
MOOE		8,230,000.00	0.00	8,230,000.00	2,896,245.80	0.00	0.00	0.00	2,896,245.80	2,896,245.80	0.00	0.00	0.00	2,896,245.80	5,333,754.20
CO		2,500,000.00	0.00	2,500,000.00	52,115.88	0.00	0.00	0.00	52,115.88	27,115.88	0.00	0.00	0.00	27,115.88	2,447,884.12
Sub-Total: Support to Operations		10,755,000.00	0.00	10,755,000.00	2,948,361.68	0.00	0.00	0.00	2,948,361.68	2,923,361.68	0.00	0.00	0.00	2,923,361.68	7,806,638.32
PS		25,000.00	0.00	25,000.00	0.00	0.00	0.00	0.00	0.00	0.00	0.00	0.00	0.00	0.00	25,000.00
MOOE		8,230,000.00	0.00	8,230,000.00	2,896,245.80	0.00	0.00	0.00	2,896,245.80	2,896,245.80	0.00	0.00	0.00	2,896,245.80	5,333,754.20
FinEx (If Applicable)		0.00	0.00	0.00	0.00	0.00	0.00	0.00	0.00	0.00	0.00	0.00	0.00	0.00	0.00
CO		2,500,000.00	0.00	2,500,000.00	52,115.88	0.00	0.00	0.00	52,115.88	27,115.88	0.00	0.00	0.00	27,115.88	2,447,884.12
Operations	30000000000000	159,646,000.00	0.00	159,646,000.00	18,303,759.82	0.00	0.00	0.00	18,303,759.82	18,165,197.65	0.00	0.00	0.00	18,165,197.65	137,342,240.18
CO - (Research and quality tertiary education occurred to achieve inclusive growth and access of poor but deserving students to quality tertiary education)	31000000000000	155,646,000.00	0.00	155,646,000.00	18,303,759.82	0.00	0.00	0.00	18,303,759.82	18,165,197.65	0.00	0.00	0.00	18,165,197.65	137,342,240.18
HIGHER EDUCATION PROGRAM	31000000000000	155,646,000.00	0.00	155,646,000.00	18,303,759.82	0.00	0.00	0.00	18,303,759.82	18,165,197.65	0.00	0.00	0.00	18,165,197.65	137,342,240.18
Provision of Higher Education Services	31010010000000	155,646,000.00	0.00	155,646,000.00	18,303,759.82	0.00	0.00	0.00	18,303,759.82	18,165,197.65	0.00	0.00	0.00	18,165,197.65	137,342,240.18
PS		6,000,000.00	0.00	6,000,000.00	1,863,000.00	0.00	0.00	0.00	1,863,000.00	1,863,000.00	0.00	0.00	0.00	1,863,000.00	4,137,000.00
MOOE		88,681,000.00	0.00	88,681,000.00	15,096,999.86	0.00	0.00	0.00	15,096,999.86	15,096,999.86	0.00	0.00	0.00	15,096,999.86	73,582,000.14

Department : State Universities and Colleges (SUCs)  
 Agency/Entity : Central Philippines State University  
 Operating Unit : < not applicable >  
 Organization Code (UACS) : 06 063 000000  
 Fund Cluster : 05 Internally Generated Funds

(e.g. UACS Fund Cluster: 05-Internally Generated Funds and 06-Business Related Funds)

Particulars	UACS CODE	Approved Budget			Utilizations					Disbursements				TOTAL	Unutilized Budget	Dr
		Approved Budgeted Revenue	Adjustments (Reductions, Modifications)	Adjusted Budgeted Revenue	1st Quarter Ending March 31	2nd Quarter Ending June 30	3rd Quarter Ending Sept. 30	4th Quarter Ending Dec. 31	Total	1st Quarter Ending March 31	2nd Quarter Ending June 30	3rd Quarter Ending Sept. 30	4th Quarter Ending Dec. 31			
1	2	3	4	5=[3+(-4)]	6	7	8	9	10=(6+7+8+9)	11	12	13	14	15=(11+12+13+14)	16=(5-10)	
CO		60,965,300.00	0.00	60,965,300.00	1,341,759.96	0.00	0.00	0.00	1,341,759.96	1,208,197.79	0.00	0.00	0.00	1,208,197.79	59,623,240.04	
OO : Higher education research improved to promote economic productivity and innovation	320000010000000	2,000,000.00	0.00	2,000,000.00	133,355.17	0.00	0.00	0.00	133,355.17	133,355.17	0.00	0.00	0.00	133,355.17	1,866,644.83	
RESEARCH PROGRAM	320200030000000	2,000,000.00	0.00	2,000,000.00	133,355.17	0.00	0.00	0.00	133,355.17	133,355.17	0.00	0.00	0.00	133,355.17	1,866,644.83	
Conduct of Research Services	320200100001000	2,000,000.00	0.00	2,000,000.00	133,355.17	0.00	0.00	0.00	133,355.17	133,355.17	0.00	0.00	0.00	133,355.17	1,866,644.83	
PS		10,000.00	0.00	10,000.00	0.00	0.00	0.00	0.00	0.00	0.00	0.00	0.00	0.00	0.00	10,000.00	
MOOE		1,390,000.00	0.00	1,390,000.00	108,355.17	0.00	0.00	0.00	108,355.17	108,355.17	0.00	0.00	0.00	108,355.17	1,281,644.83	
CO		600,000.00	0.00	600,000.00	25,000.00	0.00	0.00	0.00	25,000.00	25,000.00	0.00	0.00	0.00	25,000.00	575,000.00	
CC: Community engagement increased	330000000000000	2,000,000.00	0.00	2,000,000.00	106,895.51	0.00	0.00	0.00	106,895.51	106,895.51	0.00	0.00	0.00	106,895.51	1,893,104.49	
TECHNICAL ADVISORY EXTENSION PROGRAM	330100000000000	2,000,000.00	0.00	2,000,000.00	106,895.51	0.00	0.00	0.00	106,895.51	106,895.51	0.00	0.00	0.00	106,895.51	1,893,104.49	
Provision of Extension Services	330100100001000	2,000,000.00	0.00	2,000,000.00	106,895.51	0.00	0.00	0.00	106,895.51	106,895.51	0.00	0.00	0.00	106,895.51	1,893,104.49	
PS		10,000.00	0.00	10,000.00	0.00	0.00	0.00	0.00	0.00	0.00	0.00	0.00	0.00	0.00	10,000.00	
MOOE		1,540,000.00	0.00	1,540,000.00	54,895.51	0.00	0.00	0.00	54,895.51	54,895.51	0.00	0.00	0.00	54,895.51	1,485,104.49	
CO		450,000.00	0.00	450,000.00	52,000.00	0.00	0.00	0.00	52,000.00	52,000.00	0.00	0.00	0.00	52,000.00	398,000.00	
Sub-Total, Operations		159,648,000.00	0.00	159,648,000.00	18,544,010.50	0.00	0.00	0.00	18,544,010.50	18,405,448.33	0.00	0.00	0.00	18,405,448.33	141,101,989.50	
PS		6,020,000.00	0.00	6,020,000.00	1,863,060.00	0.00	0.00	0.00	1,863,060.00	1,863,060.00	0.00	0.00	0.00	1,863,060.00	4,157,000.00	
MOOE		91,611,300.00	0.00	91,611,300.00	5,262,250.54	0.00	0.00	0.00	5,262,250.54	5,262,250.54	0.00	0.00	0.00	5,262,250.54	78,349,749.46	
FinEx (if Applicable)		0.00	0.00	0.00	0.00	0.00	0.00	0.00	0.00	0.00	0.00	0.00	0.00	0.00	0.00	
CO		62,015,000.00	0.00	62,015,000.00	1,418,759.96	0.00	0.00	0.00	1,418,759.96	1,280,197.79	0.00	0.00	0.00	1,280,197.79	60,596,240.04	
GRAND TOTAL		184,251,000.00	0.00	184,251,000.00	23,362,119.31	0.00	0.00	0.00	23,362,119.31	23,218,567.14	0.00	0.00	0.00	23,218,567.14	160,888,880.89	
PS		6,510,000.00	0.00	6,510,000.00	2,020,750.00	0.00	0.00	0.00	2,020,750.00	2,020,750.00	0.00	0.00	0.00	2,020,750.00	4,489,250.00	
MOOE		110,728,000.00	0.00	110,728,000.00	19,701,771.69	0.00	0.00	0.00	19,701,771.69	19,701,771.69	0.00	0.00	0.00	19,701,771.69	91,024,228.31	
FinEx (if Applicable)		0.00	0.00	0.00	0.00	0.00	0.00	0.00	0.00	0.00	0.00	0.00	0.00	0.00	0.00	
CO		67,015,000.00	0.00	67,015,000.00	1,891,597.62	0.00	0.00	0.00	1,891,597.62	1,496,035.45	0.00	0.00	0.00	1,496,035.45	65,355,402.36	

VICENTE MOBILON TRIO, JR.

BUDGET OFFICER

Date: 2021-04-28 16:37:43

ELFRID MONCADA SUMONGSONG, CPA

CHIEF ACCOUNTANT

Date: 2021-04-28 16:37:43

MARC ALEXEI CAESAR DELASOTO BADAJOS, PAE, PH. D.

VICE PRESIDENT FOR ADMINISTRATION AND FINANCE

Date:

ALADINO COMON MORACA, PH. D.

SUC PRESIDENT II

Date: 2021-04-28 16:52:32

STATEMENT OF APPROVED BUDGET, UTILIZATIONS, DISBURSEMENTS AND BALANCES

(For Off-Budgetary Funds)

As at the Quarter Ending March 31, 2021

Department : State Universities and Colleges (SUCs)  
 Agency/Entity : Central Philippines State University  
 Operating Unit : < not applicable >  
 Organization Code (UACS) : 08 063 0000000  
 Fund Cluster : 06 Business Related Funds


(e.g. UACS Fund Cluster: 05-Internally Generated Funds and 06-Business Related Funds)


Particulars	UACS CODE	Approved Budget			Utilizations					Disbursements				Unutilized Budget	
		Approved Budgeted Revenue	Adjustments (Reductions, Modifications)	Adjusted Budgeted Revenue	1st Quarter Ending March 31	2nd Quarter Ending June 30	3rd Quarter Ending Sept. 30	4th Quarter Ending Dec. 31	Total	1st Quarter Ending March 31	2nd Quarter Ending June 30	3rd Quarter Ending Sept. 30	4th Quarter Ending Dec. 31		TOTAL
	2	3	4	5=(3+(-)4)	6	7	8	9	10=(6+7+8+9)	11	12	13	14	15=(11+12+13+14)	16=(5-10)
General Administration and Support	10000000000000	30,000.00	0.00	30,000.00	0.00	0.00	0.00	0.00	0.00	0.00	0.00	0.00	0.00	0.00	30,000.00
General Management and Supervision	100000100001000	30,000.00	0.00	30,000.00	0.00	0.00	0.00	0.00	0.00	0.00	0.00	0.00	0.00	0.00	30,000.00
MOOE		30,000.00	0.00	30,000.00	0.00	0.00	0.00	0.00	0.00	0.00	0.00	0.00	0.00	0.00	30,000.00
Sub-Total, General Administration and Support		30,000.00	0.00	30,000.00	0.00	0.00	0.00	0.00	0.00	0.00	0.00	0.00	0.00	0.00	30,000.00
PS		0.00	0.00	0.00	0.00	0.00	0.00	0.00	0.00	0.00	0.00	0.00	0.00	0.00	0.00
MOOE		30,000.00	0.00	30,000.00	0.00	0.00	0.00	0.00	0.00	0.00	0.00	0.00	0.00	0.00	30,000.00
FinEx (If Applicable)		0.00	0.00	0.00	0.00	0.00	0.00	0.00	0.00	0.00	0.00	0.00	0.00	0.00	0.00
CO		0.00	0.00	0.00	0.00	0.00	0.00	0.00	0.00	0.00	0.00	0.00	0.00	0.00	0.00
Support to Operations	2000000000000000	2,650,450.00	0.00	2,650,450.00	433,993.96	0.00	0.00	0.00	433,993.96	433,993.96	0.00	0.00	0.00	433,993.96	2,216,456.04
Auxiliary Services	200000100001000	2,650,450.00	0.00	2,650,450.00	433,993.96	0.00	0.00	0.00	433,993.96	433,993.96	0.00	0.00	0.00	433,993.96	1,666,456.04
MOOE		2,100,450.00	0.00	2,100,450.00	433,993.96	0.00	0.00	0.00	433,993.96	433,993.96	0.00	0.00	0.00	433,993.96	1,666,456.04
CO		550,000.00	0.00	550,000.00	0.00	0.00	0.00	0.00	0.00	0.00	0.00	0.00	0.00	0.00	550,000.00
Sub-Total, Support to Operations		2,650,450.00	0.00	2,650,450.00	433,993.96	0.00	0.00	0.00	433,993.96	433,993.96	0.00	0.00	0.00	433,993.96	2,216,456.04
PS		0.00	0.00	0.00	0.00	0.00	0.00	0.00	0.00	0.00	0.00	0.00	0.00	0.00	0.00
MOOE		2,100,450.00	0.00	2,100,450.00	433,993.96	0.00	0.00	0.00	433,993.96	433,993.96	0.00	0.00	0.00	433,993.96	1,666,456.04
FinEx (If Applicable)		0.00	0.00	0.00	0.00	0.00	0.00	0.00	0.00	0.00	0.00	0.00	0.00	0.00	0.00
CO		550,000.00	0.00	550,000.00	0.00	0.00	0.00	0.00	0.00	0.00	0.00	0.00	0.00	0.00	550,000.00
Operations	3000000000000000	1,690,000.00	0.00	1,690,000.00	360,660.00	0.00	0.00	0.00	360,660.00	360,660.00	0.00	0.00	0.00	360,660.00	1,329,340.00
UX: Relevant and quality tertiary education ensured to achieve inclusive growth and access of poor but deserving students to quality tertiary education	3100000000000000	1,690,000.00	0.00	1,690,000.00	360,660.00	0.00	0.00	0.00	360,660.00	360,660.00	0.00	0.00	0.00	360,660.00	1,329,340.00
Higher Education Program	3100000000000000	1,690,000.00	0.00	1,690,000.00	360,660.00	0.00	0.00	0.00	360,660.00	360,660.00	0.00	0.00	0.00	360,660.00	1,329,340.00
Provision of Higher Education Services	310100100002000	1,690,000.00	0.00	1,690,000.00	360,660.00	0.00	0.00	0.00	360,660.00	360,660.00	0.00	0.00	0.00	360,660.00	1,329,340.00
MOOE		1,410,000.00	0.00	1,410,000.00	360,660.00	0.00	0.00	0.00	360,660.00	360,660.00	0.00	0.00	0.00	360,660.00	1,029,340.00
CO		280,000.00	0.00	280,000.00	0.00	0.00	0.00	0.00	0.00	0.00	0.00	0.00	0.00	0.00	280,000.00
OO: Higher education research approved to promote economic productivity and innovation	3200000000000000	15,000.00	0.00	15,000.00	0.00	0.00	0.00	0.00	0.00	0.00	0.00	0.00	0.00	0.00	15,000.00
RESEARCH PROGRAM	3202000000000000	15,000.00	0.00	15,000.00	0.00	0.00	0.00	0.00	0.00	0.00	0.00	0.00	0.00	0.00	15,000.00
Conduct of Research Services	320200100001000	15,000.00	0.00	15,000.00	0.00	0.00	0.00	0.00	0.00	0.00	0.00	0.00	0.00	0.00	15,000.00


Department : State Universities and Colleges (SUCs)  
 Agency/Entity : Central Philippines State University  
 Operating Unit : < not applicable >  
 Organization Code (UACS) : 08 063 0000000  
 Fund Cluster : 06 Business Related Funds


(e.g. UACS Fund Cluster 05-Internally Generated Funds and 06-Business Related Funds)

Particulars	UACS CODE	Approved Budget			Utilizations					Disbursements				TOTAL	Unutilized Budget
		Approved Budgeted Revenue	Adjustments (Reductions, Modifications/	Adjusted budgeted Revenue	1st Quarter Ending March 31	2nd Quarter Ending June 30	3rd Quarter Ending Sept. 30	4th Quarter Ending Dec. 31	Total	1st Quarter Ending March 31	2nd Quarter Ending June 30	3rd Quarter Ending Sept. 30	4th Quarter Ending Dec. 31		
1	2	3	4	5=[3-4]	6	7	8	9	10=(6+7+8+9)	11	12	13	14	15=(11+12+13+14)	16=(5-10)
MOOE		15,000.00	0.00	15,000.00	0.00	0.00	0.00	0.00	0.00	0.00	0.00	0.00	0.00	0.00	15,000.00
OC: Community engagement increased	333000000000000	15,000.00	0.00	15,000.00	0.00	0.00	0.00	0.00	0.00	0.00	0.00	0.00	0.00	0.00	15,000.00
TECHNICAL ADVISORY EXTENSION PROGRAM	333100000000000	15,000.00	0.00	15,000.00	0.00	0.00	0.00	0.00	0.00	0.00	0.00	0.00	0.00	0.00	15,000.00
Provision of Extension Services	33310010001000	15,000.00	0.00	15,000.00	0.00	0.00	0.00	0.00	0.00	0.00	0.00	0.00	0.00	0.00	15,000.00
MOOE		15,000.00	0.00	15,000.00	0.00	0.00	0.00	0.00	0.00	0.00	0.00	0.00	0.00	0.00	15,000.00
Sub-Total, Operations		1,690,000.00	0.00	1,690,000.00	380,860.00	0.00	0.00	0.00	380,860.00	380,860.00	0.00	0.00	0.00	380,860.00	1,309,140.00
FS		0.00	0.00	0.00	0.00	0.00	0.00	0.00	0.00	0.00	0.00	0.00	0.00	0.00	0.00
MOOE		1,440,000.00	0.00	1,440,000.00	380,860.00	0.00	0.00	0.00	380,860.00	380,860.00	0.00	0.00	0.00	380,860.00	1,059,140.00
FinEx (if Applicable)		0.00	0.00	0.00	0.00	0.00	0.00	0.00	0.00	0.00	0.00	0.00	0.00	0.00	0.00
CO		250,000.00	0.00	250,000.00	0.00	0.00	0.00	0.00	0.00	0.00	0.00	0.00	0.00	0.00	250,000.00
GRAND TOTAL		4,370,450.00	0.00	4,370,450.00	614,853.96	0.00	0.00	0.00	614,853.96	614,853.96	0.00	0.00	0.00	614,853.96	3,755,596.04
FS		0.00	0.00	0.00	0.00	0.00	0.00	0.00	0.00	0.00	0.00	0.00	0.00	0.00	0.00
MOOE		3,570,450.00	0.00	3,570,450.00	614,853.96	0.00	0.00	0.00	614,853.96	614,853.96	0.00	0.00	0.00	614,853.96	2,955,596.04
FinEx (if Applicable)		0.00	0.00	0.00	0.00	0.00	0.00	0.00	0.00	0.00	0.00	0.00	0.00	0.00	0.00
CO		800,000.00	0.00	800,000.00	0.00	0.00	0.00	0.00	0.00	0.00	0.00	0.00	0.00	0.00	800,000.00

  
 VICENTE MOBILLON TRIO, JR.  
 BUDGET OFFICER  
 Date: 2021-04-28 16:37:43

  
 ELFRED MONCADA SUMONGSONG, CPA  
 CHIEF ACCOUNTANT  
 Date: 2021-04-28 16:37:43

  
 MARC ALEXE CAESAR BELASCO BADAJOS, PAE, PH. D.  
 VICE PRESIDENT FOR ADMINISTRATION AND FINANCE  
 Date:

  
 ALADINO CUIZON MORAGA, PH. D.  
 SUC PRESIDENT II  
 Date: 2021-04-28 16:52:32

**STATEMENT OF APPROVED BUDGET, UTILIZATIONS, DISBURSEMENTS AND BALANCES**  
 (For Off-Budgetary Funds)  
 As at the Quarter Ending March 31, 2021

Department : State Universities and Colleges (SUCs)  
 Agency/Entity : Central Philippines State University  
 Operating Unit : < not applicable >  
 Organization Code (UACS) : 08 063 000000  
 Fund Cluster : 07 Trust Receipts

(e.g. UACS Fund Cluster: 05-Internally Generated Funds and 06-Business Related Funds)


Particulars	UACS CODE	Approved Budget			Utilizations				Total	Disbursements				TOTAL	Unutilized Budget
		Approved Budgeted Revenue	Adjustments (Reductions, Modifications)	Adjusted Budgeted Revenue	1st Quarter Ending March 31	2nd Quarter Ending June 30	3rd Quarter Ending Sept. 30	4th Quarter Ending Dec. 31		1st Quarter Ending March 31	2nd Quarter Ending June 30	3rd Quarter Ending Sept. 30	4th Quarter Ending Dec. 31		
1	2	3	4	5=[3-4]	6	7	8	9	10=[6+7+8+9]	11	12	13	14	15=[11+12+13+14]	16=(5-10)
Operations	30000000000000	116,800,000.00	0.00	116,800,000.00	39,422,499.32	0.00	0.00	0.00	39,422,499.32	39,422,499.32	0.00	0.00	0.00	39,422,499.32	77,377,500.68
CO - Relevant and quality tertiary education ensured to achieve inclusive growth and access of poor but deserving students to quality tertiary education	31000000000000	115,000,000.00	0.00	115,000,000.00	38,608,604.32	0.00	0.00	0.00	38,608,604.32	38,608,604.32	0.00	0.00	0.00	38,608,604.32	76,391,395.68
increased															
HIGHER EDUCATION PROGRAM	31010000000000	115,000,000.00	0.00	115,000,000.00	38,608,604.32	0.00	0.00	0.00	38,608,604.32	38,608,604.32	0.00	0.00	0.00	38,608,604.32	76,391,395.68
Provision of Higher Education Services	31010010000000	115,000,000.00	0.00	115,000,000.00	38,608,604.32	0.00	0.00	0.00	38,608,604.32	38,608,604.32	0.00	0.00	0.00	38,608,604.32	76,391,395.68
MOOE		105,000,000.00	0.00	105,000,000.00	38,608,604.32	0.00	0.00	0.00	38,608,604.32	38,608,604.32	0.00	0.00	0.00	38,608,604.32	76,391,395.68
CO		10,000,000.00	0.00	10,000,000.00	0.00	0.00	0.00	0.00	0.00	0.00	0.00	0.00	0.00	0.00	10,000,000.00
Community engagement increased	33000000000000	1,800,000.00	0.00	1,800,000.00	813,895.00	0.00	0.00	0.00	813,895.00	813,895.00	0.00	0.00	0.00	813,895.00	986,105.00
TECHNICAL ADVISORY EXTENSION PROGRAM	33010000000000	1,800,000.00	0.00	1,800,000.00	813,895.00	0.00	0.00	0.00	813,895.00	813,895.00	0.00	0.00	0.00	813,895.00	986,105.00
Provision of Extension Services	33010010000000	1,800,000.00	0.00	1,800,000.00	813,895.00	0.00	0.00	0.00	813,895.00	813,895.00	0.00	0.00	0.00	813,895.00	986,105.00
MOOE		1,800,000.00	0.00	1,800,000.00	813,895.00	0.00	0.00	0.00	813,895.00	813,895.00	0.00	0.00	0.00	813,895.00	986,105.00
Subtotal, Operations		116,800,000.00	0.00	116,800,000.00	39,422,499.32	0.00	0.00	0.00	39,422,499.32	39,422,499.32	0.00	0.00	0.00	39,422,499.32	77,377,500.68
PS		0.00	0.00	0.00	0.00	0.00	0.00	0.00	0.00	0.00	0.00	0.00	0.00	0.00	0.00
MOOE		106,800,000.00	0.00	106,800,000.00	39,422,499.32	0.00	0.00	0.00	39,422,499.32	39,422,499.32	0.00	0.00	0.00	39,422,499.32	77,377,500.68
FinEx (if Applicable)		0.00	0.00	0.00	0.00	0.00	0.00	0.00	0.00	0.00	0.00	0.00	0.00	0.00	0.00
CO		10,000,000.00	0.00	10,000,000.00	0.00	0.00	0.00	0.00	0.00	0.00	0.00	0.00	0.00	0.00	10,000,000.00
GRAND TOTAL		116,800,000.00	0.00	116,800,000.00	39,422,499.32	0.00	0.00	0.00	39,422,499.32	39,422,499.32	0.00	0.00	0.00	39,422,499.32	77,377,500.68
PS		0.00	0.00	0.00	0.00	0.00	0.00	0.00	0.00	0.00	0.00	0.00	0.00	0.00	0.00
MOOE		106,800,000.00	0.00	106,800,000.00	39,422,499.32	0.00	0.00	0.00	39,422,499.32	39,422,499.32	0.00	0.00	0.00	39,422,499.32	77,377,500.68
FinEx (if Applicable)		0.00	0.00	0.00	0.00	0.00	0.00	0.00	0.00	0.00	0.00	0.00	0.00	0.00	0.00
CO		10,000,000.00	0.00	10,000,000.00	0.00	0.00	0.00	0.00	0.00	0.00	0.00	0.00	0.00	0.00	10,000,000.00



VICENTE MOBILLON TRIO, JR.

BUDGET OFFICER


Date: 2021-04-28 16:37:43



ELFRED MONCADA SUMANGSONG, CPA

CHIEF ACCOUNTANT

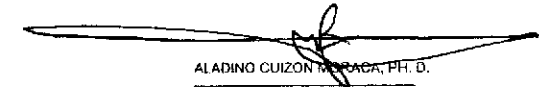
Date: 2021-04-28 16:37:43



MARC ALEXEI CAESAR BELASOTO BADAJOS, PAE, PH. D.

VICE PRESIDENT FOR ADMINISTRATION AND FINANCE

Date:



ALADINO GUIZON MARACA, PH. D.

SUC PRESIDENT II

Date: 2021-04-28 16:52:32