



QUARTERLY PHYSICAL REPORT OF OPERATION


As of December 31, 2022

Department : State Universities and Colleges (SUCs)
 Agency : Central Philippines State University
 Operating Unit : < not applicable >
 Organization Code (UACS) : 08 063 0000000

Particulars	UACS CODE	Physical Target (Budget Year)					Physical Accomplishment (Budget Year)					Variance as of 12/31/2022	Remarks
		1st Quarter	2nd Quarter	3rd Quarter	4th Quarter	Total	1st Quarter	2nd Quarter	3rd Quarter	4th Quarter	Total		
1	2	3	4	5	6	7	8	9	10	11	12	13	14
HIGHER EDUCATION PROGRAM	3101000000000000												
OO : Relevant and quality tertiary education ensured to achieve inclusive growth and access of poor but deserving students to quality tertiary education increased													
Outcome Indicators													
1. Percentage of first-time licensure exam takers that pass the licensure exams		5%	10%	20%	10%	45%	0.3% (3/1019)	4.41% (45/1019)	5.89% (60/1019)	42.49% (433/1019)	53.09%	8.09%	
2. Percentage of graduates (2 years prior) that are employed		20%	20%	15%	0%	55%	30%	11%	14%	11%	66%	11%	
Output Indicators													
1. Percentage of undergraduate students enrolled in CHED-identified and RDC-identified priority programs		0%	0%	82%	0%	82%	0%	0%	83%	0%	83%	1%	
2. Percentage of undergraduate programs with accreditation		60%	0%	0%	0%	60%	75%	0%	0%	0%	75%	15%	
RESEARCH PROGRAM	3202000000000000												
OO : Higher education research improved to promote economic productivity and innovation													
Outcome Indicator													
1. Number of research outputs in the last three years utilized by the industry or by other beneficiaries		2	3	2	1	8	2	3	2	2	9	1	
Output Indicators													
1. Number of research outputs completed within the year		6	14	18	6	44	6	14	22	6	48	4	
2. Percentage of research outputs published in internationally-refereed or CHED recognized journal within the year		0%	2.3%	4.5%	0%	6.80%	0%	2.72% (4/147)	3.40% (5/147)	1.36% (2/147)	7.48% (11/147)	0.68%	
TECHNICAL ADVISORY EXTENSION PROGRAM	3301000000000000												
OO : Community engagement increased													
Outcome Indicator													
1. Number of active partnerships with LGUs, industries, NGOs, NGAs, SMEs, and other stakeholders as a result of extension activities		3	3	3	3	12	4	4	6	1	15	3	
Output Indicators													
1. Number of trainees weighted by the length of training		700	1000	1400	500	3,600	1547	1190	961.75	510	4208.75	608.75	
2. Number of extension programs organized and supported consistent with the SUC's mandated and priority programs		2	2	3	3	10	1	5	5	1	12	2	
3. Percentage of beneficiaries who rate the training courses/ as satisfactory or higher in terms of quality and relevance		18.47%	26.39%	36.85%	13.19%	95%	41.1%	24%	20.70%	13.9%	99.7%	4.7%	

Prepared By: 
 MARIA CRISTINA CANSON-BADAJOS, MENE
 DIRECTOR, PLANNING AND DEVELOPMENT SERVICES
 Date: 2023-01-27 14:56:43

In coordination with: 
 VICENTE MOBILLON TRIO, JR.
 BUDGET OFFICER
 Date: 2023-01-27 14:56:43

Approved by: 
 ALADINO CUZCO MORADA, PH. D.
 SUC PRESIDENT II
 Date: 2023-01-27 15:08:05