


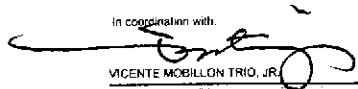
QUARTERLY PHYSICAL REPORT OF OPERATION


As of June 30, 2021

Department : State Universities and Colleges (SUCs)  
 Agency : Central Philippines State University  
 Operating Unit : < not applicable >  
 Organization Code (UACS) : 08 063 0000000

Particulars	UACS CODE	Physical Target (Budget Year)					Physical Accomplishment (Budget Year)					Variance	Remarks
		1st Quarter	2nd Quarter	3rd Quarter	4th Quarter	Total	1st Quarter	2nd Quarter	3rd Quarter	4th Quarter	Total		
1	2	3	4	5	6	7	8	9	10	11	12	13	14
HIGHER EDUCATION PROGRAM	310*0000000000												
OO : Relevant and quality tertiary education ensured to achieve inclusive													
Outcome Indicators													
1. Percentage of first-time licensure exam takers that pass the licensure exams		0.00% (60/600)	5.00% (30/600)	45.00% (270/600)	21.00% (126/600)	81.00% (486/600)	0%	0%			0%	-81%	Exams postponed
2. Percentage of graduates (2 years prior) that are employed		0	0	65.00% (1755/2700)	0	65.00% (1755/2700)	37% (995/2689)	11% (296/2689)			48%	-17%	
Output Indicators													
1. Percentage of undergraduate students enrolled in CHED-identified and RDC-identified priority programs		0	0	70.00% (8990/12700)	0	70.00% (8990/12700)	0%	0%			0%	-70%	
2. Percentage of undergraduate programs with accreditation		50.00% (136/72)	0	0	1.25% (1/72)	51.25% (37/72)		61% (30/49)			61%	10%	
RESEARCH PROGRAM	32020000000000												
OO : Higher education research improved to promote economic													
Outcome indicator													
1. Number of research outputs in the last three years utilized by the industry or by other beneficiaries		1	2	2	1	6	1	2			3	-3	
Output Indicators													
1. Number of research outputs completed within the year		5	10	15	13	43	6	14			20	-23	
2. Percentage of research outputs published in internationally-refereed or CHED recognized journal within the year		0	0	4.65% (2/43)	0	4.65% (2/43)	0%	4.65%			4.65%	0	
TECHNICAL ADVISORY EXTENSION PROGRAM	330100000000000												
OO : Community engagement increased													
Outcome Indicator													
1. Number of active partnerships with LGUs, industries, NGOs, NGAs, SMEs, and other stakeholders as a result of extension activities		2	3	3	2	10	2	3			5	-5	
Output Indicators													
1. Number of trainees weighted by the length of training		600	1000	900	520	3020	1322	587			1909	-1111	
2. Number of extension programs organized AND supported CONSISTENT WITH the SUC's mandated and priority programs		2	2	3	3	10	2	2			4	-6	
3. Percentage of beneficiaries who rate the training course/s as satisfactory or higher in terms of quality and relevance		18.00% (570/3020)	31.00% (950/3020)	28.00% (855/3020)	17.00% (494/3020)	95.00% (2869/3020)	24%	12%			36%	-59%	

Prepared By  
  
MARIA CRISTINA MORISON CANSON, MENE  
PLANNING OFFICER  
2021-07-27 23:20:19

In coordination with  
  
VICENTE MOBILLON TRIO, JR.  
BUDGET OFFICER  
2021-07-27 23:20:19

Approved By  
  
ALADINO GUIZON MORACA, PH. D.  
SUC PRESIDENT II  
2021-07-28 08:23:11