


QUARTERLY PHYSICAL REPORT OF OPERATION
As of September 30, 2024


Department : State Universities and Colleges (SUCs)
Agency/Entity : Central Philippines State University
Operating Unit : < not applicable >
Organization Code (UACS) : 08 063 0000000


Particulars	UACS CODE	Physical Target (Budget Year)				Total	Physical Accomplishment (Budget Year)				Total	Variance as of September 30, 2024	Remarks
		1st Quarter	2nd Quarter	3rd Quarter	4th Quarter		1st Quarter	2nd Quarter	3rd Quarter	4th Quarter			
1	2	3	4	5	6	7	8	9	10	11	12	13	14
HIGHER EDUCATION PROGRAM													
3101000000000000													
OO : Relevant and quality tertiary education ensured to achieve inclusive growth and access of poor but deserving students to quality tertiary education increased													
Outcome Indicator(s)													
1. Percentage of first-time licensure exam takers that pass the licensure exams													
		95% (389/411)	34% (30/88)	65% (281/432)	12% (73/615)	50%	58% (63/109)	92% (304/330)	55% (44/81)		79%	29%	Complied with a total of 79% (411/520) and a positive variance of 29% as of 3rd Quarter
2. Percentage of graduates (2 years prior) that are employed													
		20% (407/2,037)	40% (814/2,037)	60% (1,223/2,037)	60% (1,223/2,037)	60%	14% (287/2,018)	45% (907/2,018)	53% (1,064/2,018)		53%	7%	Complied with a total of 53% (1064/2018) and a negative variance of 7% as of 3rd Quarter
Output Indicator(s)													
1. Percentage of undergraduate students enrolled in CHED-identified and RDC-identified priority programs													
		83% (10,850/13,039)	-	83% (11,678/14,071)	-	83%	85% (10,694/12,643)	-	86% (11,446/13,261)		85%	2%	Complied with a total of 85% (22,140/25,904) and a positive variance of 2%
2. Percentage of undergraduate programs with accreditation													
		68% (42/62)	-	-	-	68.00%	88% (43/49)	-	-		88%	20%	Complied with a positive variance of 20%
RESEARCH PROGRAM													
3202000000000000													
OO : Higher education research improved to promote economic productivity and innovation													
Outcome Indicator(s)													
1. Number of research outputs in the last three years utilized by the industry or by other beneficiaries													
		1	3	5	2	11	0	1	8		9	2	Research output has been extended to target beneficiaries waiting for certificate of utilization
Output Indicator(s)													
1. Number of research outputs completed within the year													
		6	13	24	5	48	13	16	20		49	1	-Accomplishment exceeded the total target in the 3rd quarter is due to the conduct of call for completed studies for presentation -Conduct of 2nd research in-house review before the 3rd quarter ends.
2. Percentage of research outputs published in internationally-refereed or CHED recognized journal within the year													
		2.03% (3/148)	5.41% (8/148)	9.46% (14/148)	11.49% (17/148)	11.50%	0.68% (1/148)	1.35% (2/148)	6.76% (10/148)		8.79%	2.70%	13/148 (8.79%) Publication support provided in-house review before the 3rd quarter ends.
TECHNICAL ADVISORY EXTENSION PROGRAM													
3301000000000000													

Department : State Universities and Colleges (SUCs)
Agency/Entity : Central Philippines State University
Operating Unit : < not applicable >
Organization Code (UACS) : 08 063 0000000

Particulars	UACS CODE	Physical Target (Budget Year)					Physical Accomplishment (Budget Year)					Variance as of September 30, 2024	Remarks
		1st Quarter	2nd Quarter	3rd Quarter	4th Quarter	Total	1st Quarter	2nd Quarter	3rd Quarter	4th Quarter	Total		
1	2	3	4	5	6	7	8	9	10	11	12	13	14
OO : Community engagement increased													
Outcome Indicator(s)													
1. Number of active partnerships with LGUs, industries, NGOs, NGAs, SMEs, and other stakeholders as a result of extension activities		4	4	4	3	15	0	10	2		12	3	Complied with a total of 12 partnerships and a negative variance of 3 as of 3rd quarter
Output Indicator(s)													
1. Number of trainees weighted by the length of training		1,132	1,168	1,134	766	4,200	0	3,735	440		4,175	25	Complied with a total 4,175 trainees and a negative variance of 25 as of 3rd quarter
2. Number of extension programs organized and supported consistent with the SUC's mandated and priority programs		3	3	4	4	14	0	5	4		9	5	Complied with a total of 9 programs and a negative variance of 5 as of 3rd quarter
3. Percentage of beneficiaries who rate the training course/s as satisfactory or higher in terms of quality and relevance		94.96% (1,075/1,132)	95.03% (1,110/1,168)	94.97% (1,077/1,134)	95.04% (728/766)	95.00%	0%	89% (3,735 /4,200)	10% (440/4200)		99%	4%	Complied with 99% (4175/4200) satisfaction rate as of 3rd Quarter

Prepared By:

MARIA CRISTINA I. CANSON-BADAJOS, MENE
DIRECTOR, PLANNING AND DEVELOPMENT OFFICE
Date: October 23, 2024 01:55 PM

In coordination with:

CHRISTIAN B. TAGUINES
BUDGET OFFICER II
Date: October 23, 2024 01:55 PM

Approved By:

ALADINO QUIZON MORACA, PH. D.
SUC PRESIDENT II
Date: October 25, 2024 10:25 AM