

**SUMMARY OF APPROVED BUDGET, UTILIZATIONS, DISBURSEMENTS AND BALANCES BY OBJECT OF EXPENDITURES**  
 (For Off-Budgetary Funds)  
 As at the Quarter Ending March 31, 2024

Department : State Universities and Colleges (SUCs)  
 Agency/Entity : Central Philippines State University  
 Operating Unit : < not applicable >  
 Organization Code (UACS) : 08 063 0000000  
 Fund Cluster : 05 - Internally Generated Funds  
 (e.g. UACS Fund Cluster: 05-Internally Generated Funds and 06-Business Related Funds)

Particulars	UACS CODE	Approved Budgeted Revenue	Adjustments (Reductions, Modifications, Augmentations)	Adjusted Budgeted Revenue	Utilizations				Total	Disbursements				Total	Unutilized Budget	Balances		
					1st Quarter Ending March 31	2nd Quarter Ending June 30	3rd Quarter Ending September 30	4th Quarter Ending December 31		1st Quarter Ending March 31	2nd Quarter Ending June 30	3rd Quarter Ending September 30	4th Quarter Ending December 31			Unpaid Obligations (10-15)=(7-18)	Due and Demandable	Not Yet Due and Demandable
1	2	3	4	5=(3+4)	6	7	8	9	10=(6+7+8+9)	11	12	13	14	15=(11+12+13+14)	16=(5-10)	17	18	
<b>A. AGENCY SPECIFIC BUDGET</b>																		
Personal Services	5010200000	9,500,000.00	0.00	9,500,000.00	1,794,750.00	0.00	0.00	0.00	1,794,750.00	1,794,750.00	0.00	0.00	0.00	1,794,750.00	7,705,250.00	0.00	0.00	
Other Compensation	5010210000	9,500,000.00	0.00	9,500,000.00	1,794,750.00	0.00	0.00	0.00	1,794,750.00	1,794,750.00	0.00	0.00	0.00	1,794,750.00	7,705,250.00	0.00	0.00	
Honoraria	5010210000	9,500,000.00	0.00	9,500,000.00	1,794,750.00	0.00	0.00	0.00	1,794,750.00	1,794,750.00	0.00	0.00	0.00	1,794,750.00	7,705,250.00	0.00	0.00	
Honoraria - Chairman	5010210001	9,500,000.00	0.00	9,500,000.00	1,794,750.00	0.00	0.00	0.00	1,794,750.00	1,794,750.00	0.00	0.00	0.00	1,794,750.00	7,705,250.00	0.00	0.00	
Maintenance and Other Operating Expenses	5020100000	246,180,000.00	0.00	246,180,000.00	37,776,766.78	0.00	0.00	0.00	37,776,766.78	27,792,275.03	0.00	0.00	0.00	27,792,275.03	208,487,724.22	2,865,548.14	7,118,942.61	
Traveling Expenses	5020100000	5,500,000.00	0.00	5,500,000.00	451,566.29	0.00	0.00	0.00	451,566.29	445,086.29	0.00	0.00	0.00	445,086.29	5,048,433.71	6,489.00	0.00	
Traveling Expenses - Local	5020101000	5,000,000.00	0.00	5,000,000.00	451,566.29	0.00	0.00	0.00	451,566.29	445,086.29	0.00	0.00	0.00	445,086.29	4,548,433.71	6,489.00	0.00	
Traveling Expenses - Foreign	5020102000	500,000.00	0.00	500,000.00	0.00	0.00	0.00	0.00	0.00	0.00	0.00	0.00	0.00	0.00	500,000.00	0.00	0.00	
Traveling Expenses - Foreign	5020102000	500,000.00	0.00	500,000.00	0.00	0.00	0.00	0.00	0.00	0.00	0.00	0.00	0.00	0.00	500,000.00	0.00	0.00	
Training and Scholarship Expenses	5020200000	11,250,000.00	0.00	11,250,000.00	1,192,575.68	0.00	0.00	0.00	1,192,575.68	1,100,010.68	0.00	0.00	0.00	1,100,010.68	10,057,424.32	28,443.00	64,122.00	
Training Expenses	5020201000	10,250,000.00	0.00	10,250,000.00	1,073,445.68	0.00	0.00	0.00	1,073,445.68	980,880.68	0.00	0.00	0.00	980,880.68	9,176,554.32	28,443.00	64,122.00	
ICT Training Expenses	5020201001	250,000.00	0.00	250,000.00	0.00	0.00	0.00	0.00	0.00	0.00	0.00	0.00	0.00	0.00	250,000.00	0.00	0.00	
Training Expenses	5020201002	10,000,000.00	0.00	10,000,000.00	1,073,445.68	0.00	0.00	0.00	1,073,445.68	980,880.68	0.00	0.00	0.00	980,880.68	8,926,554.32	28,443.00	64,122.00	
Scholarship Grants/Expenses	5020202000	1,000,000.00	0.00	1,000,000.00	119,130.00	0.00	0.00	0.00	119,130.00	119,130.00	0.00	0.00	0.00	119,130.00	880,870.00	0.00	0.00	
Scholarship Grants/Expenses	5020202000	1,000,000.00	0.00	1,000,000.00	119,130.00	0.00	0.00	0.00	119,130.00	119,130.00	0.00	0.00	0.00	119,130.00	880,870.00	0.00	0.00	
Supplies and Materials Expenses	5020300000	62,650,000.00	0.00	62,650,000.00	8,998,618.34	0.00	0.00	0.00	8,998,618.34	1,364,959.34	0.00	0.00	0.00	1,364,959.34	53,651,381.66	1,327,321.00	6,306,338.00	
Office Supplies Expenses	5020301000	5,500,000.00	0.00	5,500,000.00	863,939.75	0.00	0.00	0.00	863,939.75	276,673.75	0.00	0.00	0.00	276,673.75	4,636,060.25	534,466.00	52,800.00	
ICT Office Supplies	5020301001	2,500,000.00	0.00	2,500,000.00	126,232.00	0.00	0.00	0.00	126,232.00	73,432.00	0.00	0.00	0.00	73,432.00	2,373,768.00	0.00	52,800.00	
Office Supplies Expenses	5020301002	3,000,000.00	0.00	3,000,000.00	737,707.75	0.00	0.00	0.00	737,707.75	203,241.75	0.00	0.00	0.00	203,241.75	2,262,292.25	534,466.00	0.00	
Accountable Forms Expenses	5020302000	2,000,000.00	0.00	2,000,000.00	24,000.00	0.00	0.00	0.00	24,000.00	24,000.00	0.00	0.00	0.00	24,000.00	1,976,000.00	0.00	0.00	
Accountable Forms Expenses	5020302000	2,000,000.00	0.00	2,000,000.00	24,000.00	0.00	0.00	0.00	24,000.00	24,000.00	0.00	0.00	0.00	24,000.00	1,976,000.00	0.00	0.00	
Animal/Zoological Supplies Expenses	5020304000	2,500,000.00	0.00	2,500,000.00	102,950.00	0.00	0.00	0.00	102,950.00	76,850.00	0.00	0.00	0.00	76,850.00	2,397,050.00	16,300.00	9,800.00	
Animal/Zoological Supplies Expenses	5020304000	2,500,000.00	0.00	2,500,000.00	102,950.00	0.00	0.00	0.00	102,950.00	76,850.00	0.00	0.00	0.00	76,850.00	2,397,050.00	16,300.00	9,800.00	
Drugs and Medicines Expenses	5020307000	600,000.00	0.00	600,000.00	97,630.00	0.00	0.00	0.00	97,630.00	0.00	0.00	0.00	0.00	502,370.00	0.00	0.00	97,630.00	
Drugs and Medicines Expenses	5020307000	600,000.00	0.00	600,000.00	97,630.00	0.00	0.00	0.00	97,630.00	0.00	0.00	0.00	0.00	502,370.00	0.00	0.00	97,630.00	

This report was generated using the United Reporting System on 28/04/2024 17:04. Status: SUBMITTED

Department : State Universities and Colleges (SUCs)  
 Agency/Entity : Central Philippines State University  
 Operating Unit : < not applicable >  
 Organization Code (UACS) : 08 063 0000000  
 Fund Cluster : 05 - Internally Generated Funds  
 (e.g. UACS Fund Cluster - 05-Internally Generated Funds and 06-Business Related Funds)

Particulars	UACS CODE	Approved Budgeted Revenue	Adjustments (Reductions, Modifications, Augmentations)	Adjusted Budgeted Revenue	Utilizations				Total	Disbursements				Total	Unutilized Budget	Balances		
					1st Quarter Ending March 31	2nd Quarter Ending June 30	3rd Quarter Ending September 30	4th Quarter Ending December 31		1st Quarter Ending March 31	2nd Quarter Ending June 30	3rd Quarter Ending September 30	4th Quarter Ending December 31			10=(6+7+8+9)	11	12
<b>A. AGENCY SPECIFIC BUDGET</b>																		
Medical, Dental and Laboratory Supplies Expenses	5020308000	800,000.00	0.00	800,000.00	221,120.00	0.00	0.00	0.00	221,120.00	0.00	0.00	0.00	0.00	0.00	578,880.00	0.00	0.00	221,120.00
Medical, Dental and Laboratory Supplies Expenses	5020309000	800,000.00	0.00	800,000.00	221,120.00	0.00	0.00	0.00	221,120.00	0.00	0.00	0.00	0.00	0.00	578,880.00	0.00	0.00	221,120.00
Fuel, Oil and Lubricants Expenses	5020309000	4,000,000.00	0.00	4,000,000.00	160,260.59	0.00	0.00	0.00	160,260.59	0.00	0.00	0.00	0.00	0.00	3,839,739.41	0.00	0.00	0.00
Fuel, Oil and Lubricants Expenses	5020309000	4,000,000.00	0.00	4,000,000.00	160,260.59	0.00	0.00	0.00	160,260.59	0.00	0.00	0.00	0.00	0.00	3,839,739.41	0.00	0.00	0.00
Agricultural and Marine Supplies Expenses	5020310000	300,000.00	0.00	300,000.00	3,500.00	0.00	0.00	0.00	3,500.00	0.00	0.00	0.00	0.00	0.00	296,500.00	0.00	0.00	0.00
Agricultural and Marine Supplies Expenses	5020310000	300,000.00	0.00	300,000.00	3,500.00	0.00	0.00	0.00	3,500.00	0.00	0.00	0.00	0.00	0.00	296,500.00	0.00	0.00	0.00
Semi-Expendable Machinery and Equipment Expenses	5020321000	19,950,000.00	0.00	19,950,000.00	3,223,052.00	0.00	0.00	0.00	3,223,052.00	0.00	0.00	0.00	0.00	0.00	16,726,948.00	0.00	0.00	2,515,967.00
Semi-Expendable Machinery and Equipment Expenses	5020321000	19,950,000.00	0.00	19,950,000.00	3,223,052.00	0.00	0.00	0.00	3,223,052.00	0.00	0.00	0.00	0.00	0.00	16,726,948.00	0.00	0.00	2,515,967.00
Machinery	5020321001	600,000.00	0.00	600,000.00	0.00	0.00	0.00	0.00	0.00	0.00	0.00	0.00	0.00	0.00	600,000.00	0.00	0.00	0.00
Office Equipment	5020321002	3,000,000.00	0.00	3,000,000.00	215,000.00	0.00	0.00	0.00	215,000.00	0.00	0.00	0.00	0.00	0.00	2,785,000.00	0.00	0.00	215,000.00
Information and Communications Technology Equipment	5020321003	8,000,000.00	0.00	8,000,000.00	2,480,409.00	0.00	0.00	0.00	2,480,409.00	0.00	0.00	0.00	0.00	0.00	5,519,591.00	0.00	0.00	2,480,409.00
Agricultural and Forestry Equipment	5020321004	400,000.00	0.00	400,000.00	0.00	0.00	0.00	0.00	0.00	0.00	0.00	0.00	0.00	0.00	400,000.00	0.00	0.00	0.00
Marine and Fishery Equipment	5020321005	150,000.00	0.00	150,000.00	0.00	0.00	0.00	0.00	0.00	0.00	0.00	0.00	0.00	0.00	150,000.00	0.00	0.00	0.00
Marine and Fishery Equipment	5020321005	150,000.00	0.00	150,000.00	0.00	0.00	0.00	0.00	0.00	0.00	0.00	0.00	0.00	0.00	150,000.00	0.00	0.00	0.00
Disaster Response and Rescue Equipment	5020321007	450,000.00	0.00	450,000.00	14,895.00	0.00	0.00	0.00	14,895.00	0.00	0.00	0.00	0.00	0.00	435,105.00	0.00	0.00	0.00
Disaster Response and Rescue Equipment	5020321008	300,000.00	0.00	300,000.00	0.00	0.00	0.00	0.00	0.00	0.00	0.00	0.00	0.00	0.00	300,000.00	0.00	0.00	0.00
Military Police and Security Equipment	5020321009	2,000,000.00	0.00	2,000,000.00	0.00	0.00	0.00	0.00	0.00	0.00	0.00	0.00	0.00	0.00	2,000,000.00	0.00	0.00	0.00
Military Police and Security Equipment	5020321010	350,000.00	0.00	350,000.00	19,000.00	0.00	0.00	0.00	19,000.00	0.00	0.00	0.00	0.00	0.00	331,000.00	0.00	0.00	19,000.00
Medical Equipment	5020321012	1,500,000.00	0.00	1,500,000.00	389,150.00	0.00	0.00	0.00	389,150.00	0.00	0.00	0.00	0.00	0.00	1,110,850.00	0.00	0.00	0.00
Medical Equipment	5020321013	1,200,000.00	0.00	1,200,000.00	104,598.00	0.00	0.00	0.00	104,598.00	0.00	0.00	0.00	0.00	0.00	1,095,402.00	0.00	0.00	104,598.00
Technical and Scientific Equipment	5020321099	2,000,000.00	0.00	2,000,000.00	0.00	0.00	0.00	0.00	0.00	0.00	0.00	0.00	0.00	0.00	2,000,000.00	0.00	0.00	0.00
Other Machinery and Equipment	5020322000	17,000,000.00	0.00	17,000,000.00	3,849,147.00	0.00	0.00	0.00	3,849,147.00	0.00	0.00	0.00	0.00	0.00	13,150,853.00	0.00	0.00	3,170,892.00
Semi-Expendable Furniture, Fixtures and Books Expenses	5020322001	7,000,000.00	0.00	7,000,000.00	418,000.00	0.00	0.00	0.00	418,000.00	0.00	0.00	0.00	0.00	0.00	6,582,000.00	0.00	0.00	398,000.00
Furniture and Fixtures	5020322002	10,000,000.00	0.00	10,000,000.00	3,431,147.00	0.00	0.00	0.00	3,431,147.00	0.00	0.00	0.00	0.00	0.00	6,568,853.00	0.00	0.00	2,772,892.00
Books	5020390000	10,000,000.00	0.00	10,000,000.00	453,019.00	0.00	0.00	0.00	453,019.00	0.00	0.00	0.00	0.00	0.00	9,546,981.00	0.00	0.00	240,629.00
Other Supplies and Materials Expenses	5020390000	10,000,000.00	0.00	10,000,000.00	453,019.00	0.00	0.00	0.00	453,019.00	0.00	0.00	0.00	0.00	0.00	9,546,981.00	0.00	0.00	240,629.00
Other Supplies and Materials Expenses	5020390000	10,000,000.00	0.00	10,000,000.00	453,019.00	0.00	0.00	0.00	453,019.00	0.00	0.00	0.00	0.00	0.00	9,546,981.00	0.00	0.00	240,629.00
Utility Expenses	5020400000	10,100,000.00	0.00	10,100,000.00	2,146,086.37	0.00	0.00	0.00	2,146,086.37	0.00	0.00	0.00	0.00	0.00	7,953,913.63	0.00	0.00	118,100.00
Utility Expenses	5020401000	50,000.00	0.00	50,000.00	0.00	0.00	0.00	0.00	0.00	0.00	0.00	0.00	0.00	0.00	50,000.00	0.00	0.00	0.00
Water Expenses	5020401000	50,000.00	0.00	50,000.00	0.00	0.00	0.00	0.00	0.00	0.00	0.00	0.00	0.00	0.00	50,000.00	0.00	0.00	0.00
Water Expenses	5020402000	10,000,000.00	0.00	10,000,000.00	2,146,086.37	0.00	0.00	0.00	2,146,086.37	0.00	0.00	0.00	0.00	0.00	7,853,913.63	0.00	0.00	184,658.25
Electricity Expenses	5020402000	10,000,000.00	0.00	10,000,000.00	2,146,086.37	0.00	0.00	0.00	2,146,086.37	0.00	0.00	0.00	0.00	0.00	7,853,913.63	0.00	0.00	184,658.25
Electricity Expenses	5020403000	50,000.00	0.00	50,000.00	0.00	0.00	0.00	0.00	0.00	0.00	0.00	0.00	0.00	0.00	50,000.00	0.00	0.00	0.00
Gas/Heating Expenses	5020403000	50,000.00	0.00	50,000.00	0.00	0.00	0.00	0.00	0.00	0.00	0.00	0.00	0.00	0.00	50,000.00	0.00	0.00	0.00
Gas/Heating Expenses	5020403000	50,000.00	0.00	50,000.00	0.00	0.00	0.00	0.00	0.00	0.00	0.00	0.00	0.00	0.00	50,000.00	0.00	0.00	0.00
Communication Expenses	5020500000	10,255,000.00	0.00	10,255,000.00	1,973,686.61	0.00	0.00	0.00	1,973,686.61	0.00	0.00	0.00	0.00	0.00	8,281,313.39	0.00	0.00	0.00
Communication Expenses	5020500000	10,255,000.00	0.00	10,255,000.00	1,973,686.61	0.00	0.00	0.00	1,973,686.61	0.00	0.00	0.00	0.00	0.00	8,281,313.39	0.00	0.00	0.00

This report was generated using the Unified Reporting System on 26/04/2024 11:04. Status: SUBMITTED



Department : State Universities and Colleges (SUCs)  
 Agency/Entity : Central Philippines State University  
 Operating Unit : < not applicable >  
 Organization Code (UACS) : 08 063 0000000  
 Fund Cluster : 05 - Internally Generated Funds  
 (e.g. UACS Fund Cluster- 05-Internally Generated Funds and 06-Business Related Funds)

Particulars	UACS CODE	Approved Budgeted Revenue	Adjustments (Reductions, Modifications, Augmentations)	Adjusted Budgeted Revenue	Utilizations				Total	Disbursements				Total	Unutilized Budget	Balances		
					1st Quarter Ending March 31	2nd Quarter Ending June 30	3rd Quarter Ending September 30	4th Quarter Ending December 31		1st Quarter Ending March 31	2nd Quarter Ending June 30	3rd Quarter Ending September 30	4th Quarter Ending December 31			10=(6+7+8+9)	11	12
<b>SUMMARY</b>																		
<b>A. AGENCY SPECIFIC BUDGET</b>																		
Postage and Courier Services	5020501000	30,000.00	0.00	30,000.00	1,017.00	0.00	0.00	0.00	1,017.00	0.00	0.00	0.00	0.00	0.00	28,983.00	0.00	0.00	0.00
Telephone Expenses	5020502000	200,000.00	0.00	200,000.00	4,998.00	0.00	0.00	0.00	4,998.00	0.00	0.00	0.00	0.00	0.00	195,002.00	0.00	0.00	0.00
Mobile	5020503001	200,000.00	0.00	200,000.00	4,998.00	0.00	0.00	0.00	4,998.00	0.00	0.00	0.00	0.00	0.00	195,002.00	0.00	0.00	0.00
Internet Subscription Expenses	5020503000	10,000,000.00	0.00	10,000,000.00	1,967,671.61	0.00	0.00	0.00	1,967,671.61	0.00	0.00	0.00	0.00	0.00	8,032,328.39	0.00	0.00	0.00
Cable, Satellite, Telegraph and Radio Expenses	5020504000	25,000.00	0.00	25,000.00	0.00	0.00	0.00	0.00	0.00	0.00	0.00	0.00	0.00	0.00	25,000.00	0.00	0.00	0.00
Awards/Rewards and Prizes	5020600000	950,000.00	0.00	950,000.00	64,600.00	0.00	0.00	0.00	64,600.00	0.00	0.00	0.00	0.00	0.00	885,400.00	0.00	0.00	0.00
Awards/Rewards Expenses	5020601000	150,000.00	0.00	150,000.00	0.00	0.00	0.00	0.00	0.00	0.00	0.00	0.00	0.00	0.00	150,000.00	0.00	0.00	0.00
Awards/Rewards Expenses	5020601001	100,000.00	0.00	100,000.00	0.00	0.00	0.00	0.00	0.00	0.00	0.00	0.00	0.00	0.00	100,000.00	0.00	0.00	0.00
Rewards and Incentives	5020601002	50,000.00	0.00	50,000.00	0.00	0.00	0.00	0.00	0.00	0.00	0.00	0.00	0.00	0.00	50,000.00	0.00	0.00	0.00
Prizes	5020602000	800,000.00	0.00	800,000.00	64,600.00	0.00	0.00	0.00	64,600.00	0.00	0.00	0.00	0.00	0.00	735,400.00	0.00	0.00	0.00
Survey, Research, Exploration and Development Expenses	5020700000	2,200,000.00	0.00	2,200,000.00	65,000.00	0.00	0.00	0.00	65,000.00	0.00	0.00	0.00	0.00	0.00	2,115,000.00	0.00	0.00	0.00
Research, Exploration and Development Expenses	5020702000	2,200,000.00	0.00	2,200,000.00	65,000.00	0.00	0.00	0.00	65,000.00	0.00	0.00	0.00	0.00	0.00	2,115,000.00	0.00	0.00	0.00
ICT Research, Exploration and Development Expenses	5020702001	200,000.00	0.00	200,000.00	0.00	0.00	0.00	0.00	0.00	0.00	0.00	0.00	0.00	0.00	200,000.00	0.00	0.00	0.00
Research, Exploration and Development Expenses	5020702002	2,000,000.00	0.00	2,000,000.00	65,000.00	0.00	0.00	0.00	65,000.00	0.00	0.00	0.00	0.00	0.00	1,915,000.00	0.00	0.00	0.00
Professional Services	5021100000	50,600,000.00	0.00	50,600,000.00	9,065,136.25	0.00	0.00	0.00	9,065,136.25	0.00	0.00	0.00	0.00	0.00	41,534,863.75	219,888.89	0.00	0.00
Legal Services	5021101000	500,000.00	0.00	500,000.00	202,060.00	0.00	0.00	0.00	202,060.00	0.00	0.00	0.00	0.00	0.00	297,940.00	0.00	0.00	0.00
Consultancy Services	5021103000	100,000.00	0.00	100,000.00	0.00	0.00	0.00	0.00	0.00	0.00	0.00	0.00	0.00	100,000.00	0.00	0.00	0.00	
Other Professional Services	5021199000	50,000,000.00	0.00	50,000,000.00	8,863,076.25	0.00	0.00	0.00	8,863,076.25	0.00	0.00	0.00	0.00	0.00	41,136,923.75	219,888.89	0.00	0.00
General Services	5021200000	4,500,000.00	0.00	4,500,000.00	866,815.81	0.00	0.00	0.00	866,815.81	0.00	0.00	0.00	0.00	0.00	3,633,184.19	0.00	0.00	0.00
Janitorial Services	5021202000	300,000.00	0.00	300,000.00	34,465.81	0.00	0.00	0.00	34,465.81	0.00	0.00	0.00	0.00	0.00	265,534.19	0.00	0.00	0.00
Security Services	5021203000	4,200,000.00	0.00	4,200,000.00	832,350.00	0.00	0.00	0.00	832,350.00	0.00	0.00	0.00	0.00	0.00	3,367,650.00	0.00	0.00	0.00
Security Services	5021203000	4,200,000.00	0.00	4,200,000.00	832,350.00	0.00	0.00	0.00	832,350.00	0.00	0.00	0.00	0.00	0.00	3,367,650.00	0.00	0.00	0.00
Repairs and Maintenance	5021300000	31,975,000.00	0.00	31,975,000.00	2,879,447.89	0.00	0.00	0.00	2,879,447.89	0.00	0.00	0.00	0.00	0.00	29,095,552.11	1,030,568.00	0.00	0.00
Repairs and Maintenance - Land Improvements	5021302000	500,000.00	0.00	500,000.00	36,320.00	0.00	0.00	0.00	36,320.00	0.00	0.00	0.00	0.00	0.00	463,680.00	0.00	0.00	0.00

This report was generated using the Unified Reporting System on 28/04/2024 11:04. Status: SUBMITTED

Department : State Universities and Colleges (SUCs)  
 Agency/Entity : Central Philippines State University  
 Operating Unit : < not applicable >  
 Organization Code (UACS) : 08 063 0000000  
 Fund Cluster : 05 - Internally Generated Funds  
 (e.g. UACS Fund Cluster: 05-Internally Generated Funds and 06-Business Related Funds)

Particulars	UACS CODE	Approved Budgeted Revenue	Adjustments (Reductions, Modifications, Augmentations)	Adjusted Budgeted Revenue 5=(3+(4))	Utilizations				Total 10=(6+7+8+9)	Disbursements				Total 15=(11+12+13+14)	Unutilized Budget 16=(5-10)	Balances		
					1st Quarter Ending March 31	2nd Quarter Ending June 30	3rd Quarter Ending September 30	4th Quarter Ending December 31		1st Quarter Ending March 31	2nd Quarter Ending June 30	3rd Quarter Ending September 30	4th Quarter Ending December 31			Unpaid Obligations (10-15)=(17+18)	Due and Demandable 17	Not Yet Due and Demandable 18
<b>SUMMARY</b>																		
<b>A. AGENCY SPECIFIC BUDGET</b>																		
Other Land Improvements	5021302099	500,000.00	0.00	500,000.00	36,320.00	0.00	0.00	0.00	36,320.00	0.00	0.00	0.00	0.00	463,680.00	0.00	0.00	0.00	
Repairs and Maintenance - Buildings and Other Structures	5021304000	26,500,000.00	0.00	26,500,000.00	2,094,307.59	0.00	0.00	0.00	2,094,307.59	0.00	0.00	0.00	0.00	24,415,692.41	826,271.00	41,993.00	0.00	
Buildings	5021304001	5,500,000.00	0.00	5,500,000.00	79,593.00	0.00	0.00	0.00	79,593.00	0.00	0.00	0.00	0.00	5,420,407.00	52,713.00	0.00	0.00	
School Buildings	5021304002	10,000,000.00	0.00	10,000,000.00	1,362,153.10	0.00	0.00	0.00	1,362,153.10	0.00	0.00	0.00	0.00	8,637,846.90	773,555.00	21,700.00	0.00	
Hotels and Dormitories	5021304006	1,000,000.00	0.00	1,000,000.00	642,561.49	0.00	0.00	0.00	642,561.49	0.00	0.00	0.00	0.00	1,000,000.00	0.00	0.00	0.00	
Other Structures	5021304009	10,000,000.00	0.00	10,000,000.00	642,561.49	0.00	0.00	0.00	642,561.49	0.00	0.00	0.00	0.00	9,357,458.51	0.00	20,293.00	0.00	
Repairs and Maintenance - Machinery and Equipment	5021305000	880,000.00	0.00	880,000.00	398,273.92	0.00	0.00	0.00	398,273.92	0.00	0.00	0.00	0.00	149,473.92	6,800.00	242,000.00	0.00	
Machinery	5021305001	100,000.00	0.00	100,000.00	0.00	0.00	0.00	0.00	0.00	0.00	0.00	0.00	0.00	100,000.00	0.00	0.00	0.00	
Office Equipment	5021305002	100,000.00	0.00	100,000.00	391,473.92	0.00	0.00	0.00	391,473.92	0.00	0.00	0.00	0.00	(291,473.92)	0.00	242,000.00	0.00	
Information and Communication Technology Equipment	5021305003	250,000.00	0.00	250,000.00	0.00	0.00	0.00	0.00	0.00	0.00	0.00	0.00	0.00	250,000.00	0.00	0.00	0.00	
Agricultural and Forestry Equipment	5021305004	100,000.00	0.00	100,000.00	0.00	0.00	0.00	0.00	0.00	0.00	0.00	0.00	0.00	100,000.00	0.00	0.00	0.00	
Name and Fishery Equipment	5021305005	50,000.00	0.00	50,000.00	0.00	0.00	0.00	0.00	0.00	0.00	0.00	0.00	0.00	50,000.00	0.00	0.00	0.00	
Communication Equipment	5021305007	25,000.00	0.00	25,000.00	0.00	0.00	0.00	0.00	0.00	0.00	0.00	0.00	0.00	25,000.00	0.00	0.00	0.00	
Disaster Response and Rescue Equipment	5021305009	20,000.00	0.00	20,000.00	0.00	0.00	0.00	0.00	0.00	0.00	0.00	0.00	0.00	20,000.00	0.00	0.00	0.00	
Military, Police and Security Equipment	5021305010	50,000.00	0.00	50,000.00	0.00	0.00	0.00	0.00	0.00	0.00	0.00	0.00	0.00	50,000.00	0.00	0.00	0.00	
Medical Equipment	5021305011	15,000.00	0.00	15,000.00	0.00	0.00	0.00	0.00	0.00	0.00	0.00	0.00	0.00	15,000.00	0.00	0.00	0.00	
Technical and Scientific Equipment	5021305013	20,000.00	0.00	20,000.00	0.00	0.00	0.00	0.00	0.00	0.00	0.00	0.00	0.00	20,000.00	0.00	0.00	0.00	
Other Machinery and Equipment	5021305014	50,000.00	0.00	50,000.00	0.00	0.00	0.00	0.00	0.00	0.00	0.00	0.00	0.00	50,000.00	0.00	0.00	0.00	
Repairs and Maintenance - Transportation Equipment	5021306000	2,500,000.00	0.00	2,500,000.00	87,890.00	0.00	0.00	0.00	87,890.00	0.00	0.00	0.00	0.00	2,412,110.00	42,890.00	0.00	0.00	
Motor Vehicles	5021306001	2,500,000.00	0.00	2,500,000.00	87,890.00	0.00	0.00	0.00	87,890.00	0.00	0.00	0.00	0.00	2,412,110.00	42,890.00	0.00	0.00	
Repairs and Maintenance - Semi-Expendable Machinery and Equipment	5021321000	380,000.00	0.00	380,000.00	0.00	0.00	0.00	0.00	0.00	0.00	0.00	0.00	0.00	380,000.00	0.00	0.00	0.00	
Machinery	5021321001	20,000.00	0.00	20,000.00	0.00	0.00	0.00	0.00	0.00	0.00	0.00	0.00	0.00	20,000.00	0.00	0.00	0.00	
Office Equipment	5021321002	23,000.00	0.00	23,000.00	0.00	0.00	0.00	0.00	0.00	0.00	0.00	0.00	0.00	23,000.00	0.00	0.00	0.00	
Information and Communications Technology Equipment	5021321003	50,000.00	0.00	50,000.00	0.00	0.00	0.00	0.00	0.00	0.00	0.00	0.00	0.00	50,000.00	0.00	0.00	0.00	
Agricultural and Forestry Equipment	5021321004	20,000.00	0.00	20,000.00	0.00	0.00	0.00	0.00	0.00	0.00	0.00	0.00	0.00	20,000.00	0.00	0.00	0.00	
Name and Fishery Equipment	5021321005	10,000.00	0.00	10,000.00	0.00	0.00	0.00	0.00	0.00	0.00	0.00	0.00	0.00	10,000.00	0.00	0.00	0.00	
Communications Equipment	5021321007	10,000.00	0.00	10,000.00	0.00	0.00	0.00	0.00	0.00	0.00	0.00	0.00	0.00	10,000.00	0.00	0.00	0.00	
Disaster Response and Rescue Equipment	5021321008	10,000.00	0.00	10,000.00	0.00	0.00	0.00	0.00	0.00	0.00	0.00	0.00	0.00	10,000.00	0.00	0.00	0.00	
Military Police and Security Equipment	5021321009	25,000.00	0.00	25,000.00	0.00	0.00	0.00	0.00	0.00	0.00	0.00	0.00	0.00	25,000.00	0.00	0.00	0.00	
Medical Equipment	5021321010	10,000.00	0.00	10,000.00	0.00	0.00	0.00	0.00	0.00	0.00	0.00	0.00	0.00	10,000.00	0.00	0.00	0.00	
Sports Equipment	5021321012	50,000.00	0.00	50,000.00	0.00	0.00	0.00	0.00	0.00	0.00	0.00	0.00	0.00	50,000.00	0.00	0.00	0.00	

This report was generated using the Unified Reporting System on 28/04/2024 17:04. Status: SUBMITTED



Department : State Universities and Colleges (SUCs)  
 Agency/Entity : Central Philippines State University  
 Operating Unit : < not applicable >  
 Organization Code (UACS) : 08 063 0000000  
 Fund Cluster : 05 - Internally Generated Funds  
 (e.g. UACS Fund Cluster: 05-Internally Generated Funds and 06-Business Related Funds)

Particulars	UACS CODE	Approved Budgeted Revenue	Adjustments (Reductions, Modifications, Augmentations)	Adjusted Budgeted Revenue	Utilizations				Total	Disbursements				Total	Utilized Budget	Balances		
					1st Quarter Ending March 31	2nd Quarter Ending June 30	3rd Quarter Ending September 30	4th Quarter Ending December 31		1st Quarter Ending March 31	2nd Quarter Ending June 30	3rd Quarter Ending September 30	4th Quarter Ending December 31			15=(1+12+13+14)	16=(5-10)	Uppaid Obligations (10-15)=(17-18)
		3	4	5=(3+(4))	6	7	8	9	10=(6+7+8+9)	11	12	13	14	15=(1+12+13+14)	16=(5-10)	17	18	
<b>SUMMARY</b>																		
<b>A. AGENCY SPECIFIC BUDGET</b>																		
Technical and Scientific Equipment	5021321013	50,000.00	0.00	50,000.00	0.00	0.00	0.00	0.00	0.00	0.00	0.00	0.00	0.00	0.00	50,000.00	0.00	0.00	
Other Machinery and Equipment	5021321099	100,000.00	0.00	100,000.00	0.00	0.00	0.00	0.00	0.00	0.00	0.00	0.00	0.00	0.00	100,000.00	0.00	0.00	
Repairs and Maintenance - Semi-Expendable Furniture, Fixtures and Books	5021322000	215,000.00	0.00	215,000.00	103,850.18	0.00	0.00	0.00	103,850.18	80,000.18	0.00	0.00	0.00	80,000.18	111,149.82	0.00	23,850.00	
Furniture and Fixtures	5021322001	215,000.00	0.00	215,000.00	103,850.18	0.00	0.00	0.00	103,850.18	80,000.18	0.00	0.00	0.00	80,000.18	111,149.82	0.00	23,850.00	
Repairs and Maintenance - Other Property, Plant and Equipment	5021399000	1,000,000.00	0.00	1,000,000.00	168,806.20	0.00	0.00	0.00	168,806.20	13,809.20	0.00	0.00	0.00	13,809.20	831,193.80	154,997.00	0.00	
Other Property, Plant and Equipment	5021399099	1,000,000.00	0.00	1,000,000.00	168,806.20	0.00	0.00	0.00	168,806.20	13,809.20	0.00	0.00	0.00	13,809.20	831,193.80	154,997.00	0.00	
Taxes, Insurance Premiums and Other Fees	5021500000	1,625,000.00	0.00	1,625,000.00	509,943.62	0.00	0.00	0.00	509,943.62	118,904.01	0.00	0.00	0.00	118,904.01	1,115,056.38	0.00	391,039.61	
Taxes, Duties and Licenses	5021501000	100,000.00	0.00	100,000.00	550.00	0.00	0.00	0.00	550.00	550.00	0.00	0.00	0.00	550.00	99,450.00	0.00	0.00	
Fidelity Bond Premiums	5021502000	25,000.00	0.00	25,000.00	0.00	0.00	0.00	0.00	0.00	0.00	0.00	0.00	0.00	0.00	25,000.00	0.00	0.00	
Fidelity Bond Premiums	5021502000	25,000.00	0.00	25,000.00	0.00	0.00	0.00	0.00	0.00	0.00	0.00	0.00	0.00	0.00	25,000.00	0.00	0.00	
Insurance Expenses	5021503000	1,500,000.00	0.00	1,500,000.00	509,393.62	0.00	0.00	0.00	509,393.62	118,354.01	0.00	0.00	0.00	118,354.01	990,606.38	0.00	391,039.61	
Labor and Wages	5021600000	40,000,000.00	0.00	40,000,000.00	8,041,960.79	0.00	0.00	0.00	8,041,960.79	8,026,660.79	0.00	0.00	0.00	8,026,660.79	31,958,039.21	15,300.00	0.00	
Labor and Wages	5021601000	40,000,000.00	0.00	40,000,000.00	8,041,960.79	0.00	0.00	0.00	8,041,960.79	8,026,660.79	0.00	0.00	0.00	8,026,660.79	31,958,039.21	15,300.00	0.00	
Other Maintenance and Operating Expenses	5029900000	14,575,000.00	0.00	14,575,000.00	1,501,329.13	0.00	0.00	0.00	1,501,329.13	1,399,229.13	0.00	0.00	0.00	1,399,229.13	13,073,670.87	52,500.00	49,800.00	
Advertising Expenses	5029901000	50,000.00	0.00	50,000.00	0.00	0.00	0.00	0.00	0.00	0.00	0.00	0.00	0.00	0.00	50,000.00	0.00	0.00	
Advertising Expenses	5029901000	50,000.00	0.00	50,000.00	0.00	0.00	0.00	0.00	0.00	0.00	0.00	0.00	0.00	0.00	50,000.00	0.00	0.00	
Printing and Publication Expenses	5029902000	1,200,000.00	0.00	1,200,000.00	49,600.00	0.00	0.00	0.00	49,600.00	0.00	0.00	0.00	0.00	0.00	1,150,400.00	0.00	49,600.00	
Printing and Publication Expenses	5029902000	1,200,000.00	0.00	1,200,000.00	49,600.00	0.00	0.00	0.00	49,600.00	0.00	0.00	0.00	0.00	0.00	1,150,400.00	0.00	49,600.00	
Representation Expenses	5029903000	8,000,000.00	0.00	8,000,000.00	977,228.00	0.00	0.00	0.00	977,228.00	924,728.00	0.00	0.00	0.00	924,728.00	7,022,772.00	52,500.00	0.00	
Representation Expenses	5029903000	8,000,000.00	0.00	8,000,000.00	977,228.00	0.00	0.00	0.00	977,228.00	924,728.00	0.00	0.00	0.00	924,728.00	7,022,772.00	52,500.00	0.00	
Transportation and Delivery Expenses	5029904000	250,000.00	0.00	250,000.00	77,470.00	0.00	0.00	0.00	77,470.00	77,470.00	0.00	0.00	0.00	77,470.00	172,530.00	0.00	0.00	
Transportation and Delivery Expenses	5029904000	250,000.00	0.00	250,000.00	77,470.00	0.00	0.00	0.00	77,470.00	77,470.00	0.00	0.00	0.00	77,470.00	172,530.00	0.00	0.00	
Rent/Lease Expenses	5029905000	1,200,000.00	0.00	1,200,000.00	25,000.00	0.00	0.00	0.00	25,000.00	25,000.00	0.00	0.00	0.00	25,000.00	1,175,000.00	0.00	0.00	
Rent/Lease Expenses	5029905000	1,200,000.00	0.00	1,200,000.00	25,000.00	0.00	0.00	0.00	25,000.00	25,000.00	0.00	0.00	0.00	25,000.00	1,175,000.00	0.00	0.00	
Rents - Motor Vehicles	5029905003	600,000.00	0.00	600,000.00	0.00	0.00	0.00	0.00	0.00	0.00	0.00	0.00	0.00	0.00	600,000.00	0.00	0.00	
Rents - Motor Vehicles	5029905004	600,000.00	0.00	600,000.00	0.00	0.00	0.00	0.00	0.00	0.00	0.00	0.00	0.00	0.00	600,000.00	0.00	0.00	
Rents - Equipment	5029906000	300,000.00	0.00	300,000.00	228,585.00	0.00	0.00	0.00	228,585.00	228,585.00	0.00	0.00	0.00	228,585.00	71,415.00	0.00	0.00	
Membership Dues and Contributions to Organizations	5029906000	300,000.00	0.00	300,000.00	228,585.00	0.00	0.00	0.00	228,585.00	228,585.00	0.00	0.00	0.00	228,585.00	71,415.00	0.00	0.00	
Membership Dues and Contributions to Organizations	5029906000	300,000.00	0.00	300,000.00	228,585.00	0.00	0.00	0.00	228,585.00	228,585.00	0.00	0.00	0.00	228,585.00	71,415.00	0.00	0.00	
Subscription Expenses	5029907000	3,100,000.00	0.00	3,100,000.00	143,446.13	0.00	0.00	0.00	143,446.13	143,446.13	0.00	0.00	0.00	143,446.13	2,956,553.87	0.00	0.00	
ICT Software Subscription	5029907001	2,000,000.00	0.00	2,000,000.00	0.00	0.00	0.00	0.00	0.00	0.00	0.00	0.00	0.00	0.00	2,000,000.00	0.00	0.00	

This report was generated using the Unified Reporting System on 28/04/2024, 17:04. Status: SUBMITTED

Department : State Universities and Colleges (SUCs)  
 Agency/Entity : Central Philippines State University  
 Operating Unit : < not applicable >  
 Organizational Code (UACS) : 08 063 0000000  
 Fund Cluster : 05 - Internally Generated Funds  
 (e.g. UACS Fund Cluster: 05-Internally Generated Funds and 06-Business Related Funds)

Particulars	UACS CODE	Approved Budgeted Revenue	Adjustments (Reductions, Modifications, Augmentations)	Adjusted Revenue 5=(3+(4))	Utilizations				Total 10=(6+7+8+9)	Disbursements				Total 15=(11+12+13+14)	Unutilized Budget 16=(5-10)	Balances		
					1st Quarter Ending March 31	2nd Quarter Ending June 30	3rd Quarter Ending September 30	4th Quarter Ending December 31		1st Quarter Ending March 31	2nd Quarter Ending June 30	3rd Quarter Ending September 30	4th Quarter Ending December 31			Uppaid Obligations (10-15)=(17-18)	Net Yet Due and Demandable 18	
<b>SUMMARY</b>																		
<b>A. AGENCY SPECIFIC BUDGET</b>																		
Literary and Other Reading Materials Subscription Expenses	5029907004	1,000,000.00	0.00	1,000,000.00	0.00	0.00	0.00	0.00	0.00	0.00	0.00	0.00	0.00	1,000,000.00	0.00	0.00	0.00	
Other Subscription Expenses	5029907099	100,000.00	0.00	100,000.00	143,446.13	0.00	0.00	0.00	143,446.13	0.00	0.00	0.00	0.00	(43,446.13)	0.00	0.00	0.00	
Bank Transaction Fee	5029922000	15,000.00	0.00	15,000.00	0.00	0.00	0.00	0.00	0.00	0.00	0.00	0.00	0.00	15,000.00	0.00	0.00	0.00	
Bank Transaction Fee	5029922000	15,000.00	0.00	15,000.00	0.00	0.00	0.00	0.00	0.00	0.00	0.00	0.00	0.00	15,000.00	0.00	0.00	0.00	
Other Maintenance and Operating Expenses	5029999000	460,000.00	0.00	460,000.00	0.00	0.00	0.00	0.00	0.00	0.00	0.00	0.00	0.00	460,000.00	0.00	0.00	0.00	
Other Maintenance and Operating Expenses	5029999099	460,000.00	0.00	460,000.00	0.00	0.00	0.00	0.00	0.00	0.00	0.00	0.00	0.00	460,000.00	0.00	0.00	0.00	
<b>Capital Outlays</b>		<b>223,300,000.00</b>	<b>0.00</b>	<b>223,300,000.00</b>	<b>12,280,499.84</b>	<b>0.00</b>	<b>0.00</b>	<b>0.00</b>	<b>12,280,499.84</b>	<b>0.00</b>	<b>0.00</b>	<b>0.00</b>	<b>0.00</b>	<b>211,019,500.16</b>	<b>101,260.00</b>	<b>2,988,400.00</b>	<b>0.00</b>	
Property, Plant and Equipment Outlay	5060400000	221,800,000.00	0.00	221,800,000.00	12,280,499.84	0.00	0.00	0.00	12,280,499.84	0.00	0.00	0.00	0.00	208,519,500.16	101,260.00	2,988,400.00	0.00	
Land Outlay	5060401000	10,000,000.00	0.00	10,000,000.00	49,000.00	0.00	0.00	0.00	49,000.00	0.00	0.00	0.00	0.00	9,951,000.00	0.00	0.00	0.00	
Land	5060401001	10,000,000.00	0.00	10,000,000.00	49,000.00	0.00	0.00	0.00	49,000.00	0.00	0.00	0.00	0.00	9,951,000.00	0.00	0.00	0.00	
Land Improvements Outlay	5060402000	2,600,000.00	0.00	2,600,000.00	74,479.75	0.00	0.00	0.00	74,479.75	0.00	0.00	0.00	0.00	2,525,520.25	0.00	0.00	0.00	
Aquaculture Structures	5060402001	100,000.00	0.00	100,000.00	42,227.50	0.00	0.00	0.00	42,227.50	0.00	0.00	0.00	0.00	57,772.50	0.00	0.00	0.00	
Other Land Improvements	5060402099	2,500,000.00	0.00	2,500,000.00	32,252.25	0.00	0.00	0.00	32,252.25	0.00	0.00	0.00	0.00	2,467,747.75	0.00	0.00	0.00	
Buildings and Other Structures	5060403000	165,000,000.00	0.00	165,000,000.00	9,177,620.38	0.00	0.00	0.00	9,177,620.38	0.00	0.00	0.00	0.00	155,822,379.62	0.00	189,250.00	0.00	
Buildings	5060403001	50,000,000.00	0.00	50,000,000.00	99,485.27	0.00	0.00	0.00	99,485.27	0.00	0.00	0.00	0.00	49,900,504.73	0.00	0.00	0.00	
School Buildings	5060403002	85,000,000.00	0.00	85,000,000.00	683,330.31	0.00	0.00	0.00	683,330.31	0.00	0.00	0.00	0.00	84,316,669.69	0.00	0.00	0.00	
Hostels and Dormitories	5060403006	20,000,000.00	0.00	20,000,000.00	0.00	0.00	0.00	0.00	0.00	0.00	0.00	0.00	0.00	20,000,000.00	0.00	0.00	0.00	
Other Structures	5060403099	10,000,000.00	0.00	10,000,000.00	8,394,794.80	0.00	0.00	0.00	8,394,794.80	0.00	0.00	0.00	0.00	1,605,205.20	0.00	2,356,650.00	0.00	
Machinery and Equipment Outlay	5060405000	26,400,000.00	0.00	26,400,000.00	2,356,650.00	0.00	0.00	0.00	2,356,650.00	0.00	0.00	0.00	0.00	24,043,350.00	0.00	0.00	0.00	
Machinery	5060405001	2,000,000.00	0.00	2,000,000.00	0.00	0.00	0.00	0.00	0.00	0.00	0.00	0.00	0.00	2,000,000.00	0.00	0.00	0.00	
Office Equipment	5060405002	5,000,000.00	0.00	5,000,000.00	133,500.00	0.00	0.00	0.00	133,500.00	0.00	0.00	0.00	0.00	4,866,500.00	0.00	0.00	0.00	
Information and Communication Technology Equipment	5060405003	10,000,000.00	0.00	10,000,000.00	2,173,150.00	0.00	0.00	0.00	2,173,150.00	0.00	0.00	0.00	0.00	7,833,850.00	0.00	2,173,150.00	0.00	
Agricultural and Forestry Equipment	5060405004	2,000,000.00	0.00	2,000,000.00	0.00	0.00	0.00	0.00	0.00	0.00	0.00	0.00	0.00	2,000,000.00	0.00	0.00	0.00	
Marine and Fishery Equipment	5060405005	150,000.00	0.00	150,000.00	0.00	0.00	0.00	0.00	0.00	0.00	0.00	0.00	0.00	150,000.00	0.00	0.00	0.00	
Communication Equipment	5060405007	150,000.00	0.00	150,000.00	0.00	0.00	0.00	0.00	0.00	0.00	0.00	0.00	0.00	150,000.00	0.00	0.00	0.00	
Military, Police and Security Equipment	5060405010	2,500,000.00	0.00	2,500,000.00	0.00	0.00	0.00	0.00	0.00	0.00	0.00	0.00	0.00	2,500,000.00	0.00	0.00	0.00	
Medical Equipment	5060405011	500,000.00	0.00	500,000.00	50,000.00	0.00	0.00	0.00	50,000.00	0.00	0.00	0.00	0.00	450,000.00	0.00	50,000.00	0.00	
Sports Equipment	5060405013	100,000.00	0.00	100,000.00	0.00	0.00	0.00	0.00	0.00	0.00	0.00	0.00	0.00	100,000.00	0.00	0.00	0.00	
Technical and Scientific Equipment	5060405014	2,500,000.00	0.00	2,500,000.00	0.00	0.00	0.00	0.00	0.00	0.00	0.00	0.00	0.00	2,500,000.00	0.00	0.00	0.00	
Other Machinery and Equipment	5060405099	1,500,000.00	0.00	1,500,000.00	0.00	0.00	0.00	0.00	0.00	0.00	0.00	0.00	0.00	1,500,000.00	0.00	0.00	0.00	
Transportation Equipment Outlay	5060406000	10,200,000.00	0.00	10,200,000.00	0.00	0.00	0.00	0.00	0.00	0.00	0.00	0.00	0.00	10,200,000.00	0.00	0.00	0.00	
Motor Vehicles	5060406001	10,000,000.00	0.00	10,000,000.00	0.00	0.00	0.00	0.00	0.00	0.00	0.00	0.00	0.00	10,000,000.00	0.00	0.00	0.00	

This report was generated using the Unified Reporting System on 28/04/2024 11:04. Status: SUBMITTED



Department : State Universities and Colleges (SUCs)  
 Agency/Entity : Central Philippines State University  
 Operating Unit : < not applicable >  
 Organization Code (UACS) : 08 063 0000000  
 Fund Cluster : 05 - Internally Generated Funds

(e.g. UACS Fund Cluster: 05-Internally Generated Funds and 06-Business Related Funds)


Particulars	UACS CODE	Approved Budgeted Revenue	Adjustments (Reductions, Modifications, Augmentations)	Adjusted Budgeted Revenue 5=(3+(-4))	Utilizations				Total 10=(6+7+8+9)	Disbursements				Balances		
					1st Quarter Ending March 31	2nd Quarter Ending June 30	3rd Quarter Ending September 30	4th Quarter Ending December 31		1st Quarter Ending March 31	2nd Quarter Ending June 30	3rd Quarter Ending September 30	4th Quarter Ending December 31	Total 15=(11+12+13+14)	Unutilized Budget 16=(5-10)	Due and Demandable 17
<b>SUMMARY</b>																
<b>A. AGENCY SPECIFIC BUDGET</b>																
Other Transportation Equipment	5060406099	200,000.00	0.00	200,000.00	0.00	0.00	0.00	0.00	0.00	0.00	0.00	0.00	0.00	0.00	0.00	0.00
Furniture, Fixtures and Books Outlay	5060407000	1,500,000.00	0.00	1,500,000.00	0.00	0.00	0.00	0.00	0.00	0.00	0.00	0.00	0.00	0.00	0.00	0.00
Furniture and Fixtures	5060407001	1,500,000.00	0.00	1,500,000.00	0.00	0.00	0.00	0.00	0.00	0.00	0.00	0.00	0.00	0.00	0.00	0.00
Other Property Plant and Equipment Outlay	5060409000	6,100,000.00	0.00	6,100,000.00	622,749.71	0.00	0.00	622,749.71	70,989.71	0.00	0.00	0.00	5,477,250.29	101,260.00	0.00	450,500.00
Work/Zero Animals	5060409001	100,000.00	0.00	100,000.00	0.00	0.00	0.00	0.00	0.00	0.00	0.00	0.00	100,000.00	0.00	0.00	0.00
Other Property, Plant and Equipment	5060409099	6,000,000.00	0.00	6,000,000.00	622,749.71	0.00	0.00	622,749.71	70,989.71	0.00	0.00	0.00	5,377,250.29	101,260.00	0.00	450,500.00
Intangible Assets Outlay	5060600000	1,500,000.00	0.00	1,500,000.00	0.00	0.00	0.00	0.00	0.00	0.00	0.00	0.00	1,500,000.00	0.00	0.00	0.00
Computer Software	5060602000	1,500,000.00	0.00	1,500,000.00	0.00	0.00	0.00	0.00	0.00	0.00	0.00	0.00	1,500,000.00	0.00	0.00	0.00
Computer Hardware	5060602000	1,500,000.00	0.00	1,500,000.00	0.00	0.00	0.00	0.00	0.00	0.00	0.00	0.00	1,500,000.00	0.00	0.00	0.00
<b>GRAND TOTAL</b>		<b>478,980,000.00</b>	<b>0.00</b>	<b>478,980,000.00</b>	<b>51,852,016.62</b>	<b>0.00</b>	<b>0.00</b>	<b>51,852,016.62</b>	<b>36,769,864.87</b>	<b>0.00</b>	<b>0.00</b>	<b>0.00</b>	<b>427,127,983.38</b>	<b>2,966,809.14</b>	<b>0.00</b>	<b>10,115,342.61</b>


Certified Correct:

Certified Correct:

Recommending Approval By:

Approved By:

  
 VICENTE MOBILON TRIGO, JR.  
 BUDGET OFFICER  
 Date: April 28, 2024 04:50 PM

  
 ELFRID MONCADA SIMONSONG, CPA  
 CHIEF ACCOUNTANT  
 Date: April 28, 2024 04:50 PM

  
 MARC ALEXI CAESAR BELASITO BADAJOS, PAE, PH, D.  
 VICE PRESIDENT FOR ADMINISTRATION AND FINANCE  
 Date: April 28, 2024 04:52 PM

  
 ALADINO CUZON MORACA, PH, D.  
 SUC PRESIDENT II  
 Date: April 28, 2024 04:52 PM

**SUMMARY OF APPROVED BUDGET, UTILIZATIONS, DISBURSEMENTS AND BALANCES BY OBJECT OF EXPENDITURES**  
 (For Off-Budgetary Funds)  
 As at the Quarter Ending March 31, 2024

Department : State Universities and Colleges (SUCs)  
 Agency/Entity : Central Philippines State University  
 Operating Unit : < not applicable >  
 Organization Code (UACS) : 08 063 0000000  
 Fund Cluster : 06 - Business Related Funds  
 (e.g. UACS Fund Cluster: 05-Internally Generated Funds and 06-Business Related Funds)

Particulars	UACS CODE	Approved Budgeted Revenue	Adjustments (Reductions, Modifications, Augmentations)	Adjusted Budgeted Revenue 5=(3+(-4))	Utilizations				Total 10=(6+7+8+9)	Disbursements				Total 15=(11+12+13+14)	Unutilized Budget 16=(5-10)	Balances		
					1st Quarter Ending March 31	2nd Quarter Ending June 30	3rd Quarter Ending September 30	4th Quarter Ending December 31		1st Quarter Ending March 31	2nd Quarter Ending June 30	3rd Quarter Ending September 30	4th Quarter Ending December 31			Unpaid Obligations (10-15)=(17-18)	Not Yet Due and Demandable	
<b>A. AGENCY SPECIFIC BUDGET</b>																		
Maintenance and Other Operating Expenses		11,690,000.00	0.00	11,690,000.00	1,123,802.40	0.00	0.00	0.00	0.00	1,123,802.40	0.00	0.00	0.00	0.00	10,566,197.60	180,827.12	0.00	0.00
Traveling Expenses	5020100000	20,000.00	0.00	20,000.00	0.00	0.00	0.00	0.00	0.00	0.00	0.00	0.00	0.00	20,000.00	0.00	0.00	0.00	0.00
Traveling Expenses - Local	5020101000	20,000.00	0.00	20,000.00	0.00	0.00	0.00	0.00	0.00	0.00	0.00	0.00	0.00	20,000.00	0.00	0.00	0.00	0.00
Traveling Expenses - Local	5020101000	20,000.00	0.00	20,000.00	0.00	0.00	0.00	0.00	0.00	0.00	0.00	0.00	0.00	20,000.00	0.00	0.00	0.00	0.00
Training and Scholarship Expenses	5020200000	50,000.00	0.00	50,000.00	0.00	0.00	0.00	0.00	0.00	0.00	0.00	0.00	0.00	50,000.00	0.00	0.00	0.00	0.00
Training Expenses	5020201000	50,000.00	0.00	50,000.00	0.00	0.00	0.00	0.00	0.00	0.00	0.00	0.00	0.00	50,000.00	0.00	0.00	0.00	0.00
Training Expenses	5020201002	50,000.00	0.00	50,000.00	0.00	0.00	0.00	0.00	0.00	0.00	0.00	0.00	0.00	50,000.00	0.00	0.00	0.00	0.00
Supplies and Materials Expenses	5020300000	1,907,000.00	0.00	1,907,000.00	0.00	0.00	0.00	0.00	0.00	0.00	0.00	0.00	0.00	1,907,000.00	0.00	0.00	0.00	0.00
Office Supplies Expenses	5020301000	130,000.00	0.00	130,000.00	0.00	0.00	0.00	0.00	0.00	0.00	0.00	0.00	0.00	130,000.00	0.00	0.00	0.00	0.00
ICT Office Supplies	5020301001	50,000.00	0.00	50,000.00	0.00	0.00	0.00	0.00	0.00	0.00	0.00	0.00	0.00	50,000.00	0.00	0.00	0.00	0.00
Office Supplies Expenses	5020301002	80,000.00	0.00	80,000.00	0.00	0.00	0.00	0.00	0.00	0.00	0.00	0.00	0.00	80,000.00	0.00	0.00	0.00	0.00
Accountable Forms Expenses	5020302000	2,000.00	0.00	2,000.00	0.00	0.00	0.00	0.00	0.00	0.00	0.00	0.00	0.00	2,000.00	0.00	0.00	0.00	0.00
Accountable Forms Expenses	5020302000	2,000.00	0.00	2,000.00	0.00	0.00	0.00	0.00	0.00	0.00	0.00	0.00	0.00	2,000.00	0.00	0.00	0.00	0.00
Fuel, Oil and Lubricants Expenses	5020309000	200,000.00	0.00	200,000.00	0.00	0.00	0.00	0.00	0.00	0.00	0.00	0.00	0.00	200,000.00	0.00	0.00	0.00	0.00
Fuel, Oil and Lubricants Expenses	5020309000	200,000.00	0.00	200,000.00	0.00	0.00	0.00	0.00	0.00	0.00	0.00	0.00	0.00	200,000.00	0.00	0.00	0.00	0.00
Agricultural and Marine Supplies Expenses	5020310000	600,000.00	0.00	600,000.00	0.00	0.00	0.00	0.00	0.00	0.00	0.00	0.00	0.00	600,000.00	0.00	0.00	0.00	0.00
Agricultural and Marine Supplies Expenses	5020310000	600,000.00	0.00	600,000.00	0.00	0.00	0.00	0.00	0.00	0.00	0.00	0.00	0.00	600,000.00	0.00	0.00	0.00	0.00
Semi-expendable Machinery and Equipment Expenses	5020321000	325,000.00	0.00	325,000.00	0.00	0.00	0.00	0.00	0.00	0.00	0.00	0.00	0.00	325,000.00	0.00	0.00	0.00	0.00
Semi-expendable Machinery and Equipment Expenses	5020321002	30,000.00	0.00	30,000.00	0.00	0.00	0.00	0.00	0.00	0.00	0.00	0.00	0.00	30,000.00	0.00	0.00	0.00	0.00
Office Equipment	5020321003	45,000.00	0.00	45,000.00	0.00	0.00	0.00	0.00	0.00	0.00	0.00	0.00	0.00	45,000.00	0.00	0.00	0.00	0.00
Information and Communications Technology Equipment	5020321004	100,000.00	0.00	100,000.00	0.00	0.00	0.00	0.00	0.00	0.00	0.00	0.00	0.00	100,000.00	0.00	0.00	0.00	0.00
Agricultural and Forestry Equipment	5020321004	100,000.00	0.00	100,000.00	0.00	0.00	0.00	0.00	0.00	0.00	0.00	0.00	0.00	100,000.00	0.00	0.00	0.00	0.00
Other Machinery and Equipment	5020321009	150,000.00	0.00	150,000.00	0.00	0.00	0.00	0.00	0.00	0.00	0.00	0.00	0.00	150,000.00	0.00	0.00	0.00	0.00
Semi-expendable Furniture, Fixtures and Books Expenses	5020322000	50,000.00	0.00	50,000.00	0.00	0.00	0.00	0.00	0.00	0.00	0.00	0.00	0.00	50,000.00	0.00	0.00	0.00	0.00
Semi-expendable Furniture, Fixtures and Books Expenses	5020322001	50,000.00	0.00	50,000.00	0.00	0.00	0.00	0.00	0.00	0.00	0.00	0.00	0.00	50,000.00	0.00	0.00	0.00	0.00
Other Supplies and Materials Expenses	5020399000	600,000.00	0.00	600,000.00	0.00	0.00	0.00	0.00	0.00	0.00	0.00	0.00	0.00	600,000.00	0.00	0.00	0.00	0.00
Other Supplies and Materials Expenses	5020399000	600,000.00	0.00	600,000.00	0.00	0.00	0.00	0.00	0.00	0.00	0.00	0.00	0.00	600,000.00	0.00	0.00	0.00	0.00

The report was generated using the Unified Reporting System on 28/04/2024 17:05. Status: SUBMITTED



Department : State Universities and Colleges (SUCs)  
 Agency/Entity : Central Philippines State University  
 Operating Unit : < not applicable >  
 Organization Code (UACS) : 08 063 0000000  
 Fund Cluster : 06 - Business Related Funds

(e.g. UACS Fund Cluster: 05-Internally Generated Funds and 06-Business Related Funds)

SUMMARY	Particulars	UACS CODE	Approved Budgeted Revenue	Adjustments (Reductions, Modifications, Augmentations)	Adjusted Budgeted Revenue	Utilizations				Total	Disbursements				Total	Unutilized Budget	Balances	
						1st Quarter Ending March 31	2nd Quarter Ending June 30	3rd Quarter Ending September 30	4th Quarter Ending December 31		1st Quarter Ending March 31	2nd Quarter Ending June 30	3rd Quarter Ending September 30	4th Quarter Ending December 31			Unpaid Obligations (10-15)=(7-18)	Net Pay Due and Demandable
1	2	3	4	5=(3+4)	6	7	8	9	10=(6+7+8+9)	11	12	13	14	15=(11+12+13+14)	16=(5-10)	17	18	
<b>A. AGENCY SPECIFIC BUDGET</b>																		
Utility Expenses	5020400000	60,000.00	0.00	60,000.00	0.00	0.00	0.00	0.00	0.00	0.00	0.00	0.00	0.00	0.00	60,000.00	0.00	0.00	
Electricity Expenses	5020402000	60,000.00	0.00	60,000.00	0.00	0.00	0.00	0.00	0.00	0.00	0.00	0.00	0.00	0.00	60,000.00	0.00	0.00	
Electricity Expenses	5020402000	60,000.00	0.00	60,000.00	0.00	0.00	0.00	0.00	0.00	0.00	0.00	0.00	0.00	0.00	60,000.00	0.00	0.00	
Communication Expenses	5020500000	12,000.00	0.00	12,000.00	0.00	0.00	0.00	0.00	0.00	0.00	0.00	0.00	0.00	0.00	12,000.00	0.00	0.00	
Telephone Expenses	5020502000	12,000.00	0.00	12,000.00	0.00	0.00	0.00	0.00	0.00	0.00	0.00	0.00	0.00	0.00	12,000.00	0.00	0.00	
Mobile	5020502001	12,000.00	0.00	12,000.00	0.00	0.00	0.00	0.00	0.00	0.00	0.00	0.00	0.00	0.00	12,000.00	0.00	0.00	
Awards/Rewards and Prizes	5020600000	80,000.00	0.00	80,000.00	0.00	0.00	0.00	0.00	0.00	0.00	0.00	0.00	0.00	0.00	80,000.00	0.00	0.00	
Awards/Rewards Expenses	5020601000	80,000.00	0.00	80,000.00	0.00	0.00	0.00	0.00	0.00	0.00	0.00	0.00	0.00	0.00	80,000.00	0.00	0.00	
Rewards and Incentives	5020601002	80,000.00	0.00	80,000.00	0.00	0.00	0.00	0.00	0.00	0.00	0.00	0.00	0.00	0.00	80,000.00	0.00	0.00	
Repairs and Maintenance	5021300000	3,110,000.00	0.00	3,110,000.00	0.00	0.00	0.00	0.00	0.00	0.00	0.00	0.00	0.00	0.00	3,061,605.49	0.00	0.00	
Repairs and Maintenance - Buildings and Other Structures	5021300400	2,700,000.00	0.00	2,700,000.00	0.00	0.00	0.00	0.00	0.00	0.00	0.00	0.00	0.00	0.00	2,656,605.49	0.00	0.00	
Buildings	5021304001	850,000.00	0.00	850,000.00	0.00	0.00	0.00	0.00	0.00	0.00	0.00	0.00	0.00	0.00	850,000.00	0.00	0.00	
Hotels and Dormitories	5021304006	1,600,000.00	0.00	1,600,000.00	0.00	0.00	0.00	0.00	0.00	0.00	0.00	0.00	0.00	0.00	1,600,000.00	0.00	0.00	
Other Structures	5021304099	250,000.00	0.00	250,000.00	0.00	0.00	0.00	0.00	0.00	0.00	0.00	0.00	0.00	0.00	206,605.49	0.00	0.00	
Repairs and Maintenance - Machinery and Equipment	5021305000	20,000.00	0.00	20,000.00	0.00	0.00	0.00	0.00	0.00	0.00	0.00	0.00	0.00	0.00	20,000.00	0.00	0.00	
Information and Communication Technology Equipment	5021305003	20,000.00	0.00	20,000.00	0.00	0.00	0.00	0.00	0.00	0.00	0.00	0.00	0.00	0.00	20,000.00	0.00	0.00	
Repairs and Maintenance - Transportation Equipment	5021306000	200,000.00	0.00	200,000.00	0.00	0.00	0.00	0.00	0.00	0.00	0.00	0.00	0.00	0.00	200,000.00	0.00	0.00	
Motor Vehicles	5021306001	200,000.00	0.00	200,000.00	0.00	0.00	0.00	0.00	0.00	0.00	0.00	0.00	0.00	0.00	200,000.00	0.00	0.00	
Repairs and Maintenance - Semi-Expendable Machinery and Equipment	5021321000	85,000.00	0.00	85,000.00	0.00	0.00	0.00	0.00	0.00	0.00	0.00	0.00	0.00	0.00	85,000.00	0.00	0.00	
Office Equipment	5021321002	15,000.00	0.00	15,000.00	0.00	0.00	0.00	0.00	0.00	0.00	0.00	0.00	0.00	0.00	15,000.00	0.00	0.00	
Information and Communications Technology Equipment	5021321003	25,000.00	0.00	25,000.00	0.00	0.00	0.00	0.00	0.00	0.00	0.00	0.00	0.00	0.00	25,000.00	0.00	0.00	
Agricultural and Forestry Equipment	5021321004	30,000.00	0.00	30,000.00	0.00	0.00	0.00	0.00	0.00	0.00	0.00	0.00	0.00	0.00	30,000.00	0.00	0.00	
Other Machinery and Equipment	5021321099	15,000.00	0.00	15,000.00	0.00	0.00	0.00	0.00	0.00	0.00	0.00	0.00	0.00	0.00	15,000.00	0.00	0.00	
Repairs and Maintenance - Semi-Expendable Furniture, Fixtures and Bunks	5021322000	5,000.00	0.00	5,000.00	0.00	0.00	0.00	0.00	0.00	0.00	0.00	0.00	0.00	0.00	5,000.00	0.00	0.00	
Furniture and Fixtures	5021322001	5,000.00	0.00	5,000.00	0.00	0.00	0.00	0.00	0.00	0.00	0.00	0.00	0.00	0.00	5,000.00	0.00	0.00	
Repairs and Maintenance - Other Property, Plant and Equipment	5021399000	100,000.00	0.00	100,000.00	0.00	0.00	0.00	0.00	0.00	0.00	0.00	0.00	0.00	0.00	95,000.00	0.00	0.00	
Other Property, Plant and Equipment	5021399099	100,000.00	0.00	100,000.00	0.00	0.00	0.00	0.00	0.00	0.00	0.00	0.00	0.00	0.00	95,000.00	0.00	0.00	
Taxes, Insurance Premiums and Other Fees	5021500000	5,000.00	0.00	5,000.00	0.00	0.00	0.00	0.00	0.00	0.00	0.00	0.00	0.00	0.00	5,000.00	0.00	0.00	
Fidelity Bond Premiums	5021502000	5,000.00	0.00	5,000.00	0.00	0.00	0.00	0.00	0.00	0.00	0.00	0.00	0.00	0.00	5,000.00	0.00	0.00	
Fidelity Bond Premiums	5021502000	5,000.00	0.00	5,000.00	0.00	0.00	0.00	0.00	0.00	0.00	0.00	0.00	0.00	0.00	5,000.00	0.00	0.00	
Labor and Wages	5021600000	6,246,000.00	0.00	6,246,000.00	0.00	0.00	0.00	0.00	0.00	0.00	0.00	0.00	0.00	0.00	5,170,382.11	1,800,827.12	0.00	
Labor and Wages	5021601000	6,246,000.00	0.00	6,246,000.00	0.00	0.00	0.00	0.00	0.00	0.00	0.00	0.00	0.00	0.00	5,170,382.11	1,800,827.12	0.00	


This report was generated using the Unified Reporting System on 28/04/2024 17:05 Status: SUBMITTED

Department : State Universities and Colleges (SUCs)  
 Agency/Entity : Central Philippines State University  
 Operating Unit : < not applicable >  
 Organization Code (UACS) : 08 063 0000000  
 Fund Cluster : 06 - Business Related Funds

(e.g. UACS Fund Cluster: 05-Internally Generated Funds and 06-Business Related Funds)

SUMMARY	Particulars	UACS CODE	Approved Budgeted Revenue	Adjustments (Reductions, Modifications, Augmentations)	Adjusted Budgeted Revenue	Utilizations				Total	Disbursements				Total	Unutilized Budget	Balances	
						1st Quarter Ending March 31	2nd Quarter Ending June 30	3rd Quarter Ending September 30	4th Quarter Ending December 31		1st Quarter Ending March 31	2nd Quarter Ending June 30	3rd Quarter Ending September 30	4th Quarter Ending December 31			1st Quarter Ending March 31	2nd Quarter Ending June 30
1	2	3	4	5=(3+4)	6	7	8	9	10=(6+7+8+9)	11	12	13	14	15=(11+12+13+14)	16=(5-10)	17	18	
<b>A. AGENCY SPECIFIC BUDGET</b>																		
	Labor and Wages	50271601000	6,246,000.00	0.00	6,246,000.00	1,075,607.89	0.00	0.00	0.00	1,075,607.89	894,780.77	0.00	0.00	0.00	894,780.77	5,370,382.11	180,827.12	0.00
	Other Maintenance and Operating Expenses	50299000000	200,000.00	0.00	200,000.00	0.00	0.00	0.00	0.00	0.00	0.00	0.00	0.00	0.00	200,000.00	0.00	0.00	0.00
	Representation Expenses	50299030000	50,000.00	0.00	50,000.00	0.00	0.00	0.00	0.00	0.00	0.00	0.00	0.00	0.00	50,000.00	0.00	0.00	0.00
	Transportation and Delivery Expenses	50299030000	50,000.00	0.00	50,000.00	0.00	0.00	0.00	0.00	0.00	0.00	0.00	0.00	0.00	50,000.00	0.00	0.00	0.00
	Transportation and Delivery Expenses	50299040000	50,000.00	0.00	50,000.00	0.00	0.00	0.00	0.00	0.00	0.00	0.00	0.00	0.00	50,000.00	0.00	0.00	0.00
	Other Maintenance and Operating Expenses	50299090000	100,000.00	0.00	100,000.00	0.00	0.00	0.00	0.00	0.00	0.00	0.00	0.00	0.00	100,000.00	0.00	0.00	0.00
	Other Maintenance and Operating Expenses	50299999999	100,000.00	0.00	100,000.00	0.00	0.00	0.00	0.00	0.00	0.00	0.00	0.00	0.00	100,000.00	0.00	0.00	0.00
	<b>Capital Outlays</b>		<b>310,000.00</b>	<b>0.00</b>	<b>310,000.00</b>	<b>0.00</b>	<b>0.00</b>	<b>0.00</b>	<b>0.00</b>	<b>0.00</b>	<b>0.00</b>	<b>0.00</b>	<b>0.00</b>	<b>0.00</b>	<b>310,000.00</b>	<b>0.00</b>	<b>0.00</b>	<b>0.00</b>
	Property, Plant and Equipment Outlay	50604000000	310,000.00	0.00	310,000.00	0.00	0.00	0.00	0.00	0.00	0.00	0.00	0.00	0.00	310,000.00	0.00	0.00	0.00
	Machinery and Equipment Outlay	50604050000	310,000.00	0.00	310,000.00	0.00	0.00	0.00	0.00	0.00	0.00	0.00	0.00	0.00	310,000.00	0.00	0.00	0.00
	Information and Communication Technology Equipment	50604050003	60,000.00	0.00	60,000.00	0.00	0.00	0.00	0.00	0.00	0.00	0.00	0.00	0.00	60,000.00	0.00	0.00	0.00
	Agricultural and Forestry Equipment	50604050004	100,000.00	0.00	100,000.00	0.00	0.00	0.00	0.00	0.00	0.00	0.00	0.00	0.00	100,000.00	0.00	0.00	0.00
	Other Machinery and Equipment	50604050009	150,000.00	0.00	150,000.00	0.00	0.00	0.00	0.00	0.00	0.00	0.00	0.00	0.00	150,000.00	0.00	0.00	0.00
	<b>GRAND TOTAL</b>		<b>12,000,000.00</b>	<b>0.00</b>	<b>12,000,000.00</b>	<b>1,123,802.40</b>	<b>0.00</b>	<b>0.00</b>	<b>0.00</b>	<b>1,123,802.40</b>	<b>942,975.28</b>	<b>0.00</b>	<b>0.00</b>	<b>0.00</b>	<b>942,975.28</b>	<b>10,876,187.60</b>	<b>180,827.12</b>	<b>0.00</b>


Certified Correct:

  
 VICENTE MOBILON TRINO, JR.  
 BUDGET OFFICER  
 Date: April 28, 2024 04:50 PM

Certified Correct:

  
 ELFRID MONICA SIMONSONG, CPA  
 CHIEF ACCOUNTANT  
 Date: April 28, 2024 04:50 PM

Recommending Approval By:

  
 MARC ALEXEI CAESAR B. ASOTO BADALOS, PAE, PH. D.  
 VICE PRESIDENT FOR ADMINISTRATION AND FINANCE  
 Date: April 28, 2024 04:52 PM

Approved By:

  
 ALVINIO CAZON MONACA, PH. D.  
 SUC PRESIDENT II  
 Date: April 28, 2024 04:52 PM



**SUMMARY OF APPROVED BUDGET, UTILIZATIONS, DISBURSEMENTS AND BALANCES BY OBJECT OF EXPENDITURES**  
 (For Off-Budgetary Funds)  
 As at the Quarter Ending March 31, 2024

Department : State Universities and Colleges (SUCs)  
 Agency/Entity : Central Philippines State University  
 Operating Unit : < not applicable >  
 Organization Code (UACS) : 08 063 0000000  
 Fund Cluster : 07 - Trust Receipts  
 (e.g. UACS Fund Cluster: 05-Internally Generated Funds and 06-Business Related Funds)

Particulars	UACS CODE	Approved Budgeted Revenue	Approved Budget (Reductions, Modifications/ Augmentations)	Adjusted Budgeted Revenue	Utilizations					Total	Disbursements				Total	Unutilized Budget	Balances	
					1st Quarter Ending March 31	2nd Quarter Ending June 30	3rd Quarter Ending September 30	4th Quarter Ending December 31	10=(6+7+8+9)		1st Quarter Ending March 31	2nd Quarter Ending June 30	3rd Quarter Ending September 30	4th Quarter Ending December 31			15=(11+12+13+14)	16=(6-10)
<b>SUMMARY</b>																		
<b>A. AGENCY SPECIFIC BUDGET</b>																		
Maintenance and Other Operating Expenses	5020100000	141,541,000.00	0.00	141,541,000.00	10,053,253.61	0.00	0.00	0.00	0.00	10,053,253.61	0.00	0.00	0.00	0.00	131,487,746.39	0.00	0.00	
Traveling Expenses	5020101000	100,000.00	0.00	100,000.00	18,431.00	0.00	0.00	0.00	0.00	18,431.00	0.00	0.00	0.00	0.00	81,569.00	0.00	0.00	
Traveling Expenses - Local	5020101000	100,000.00	0.00	100,000.00	18,431.00	0.00	0.00	0.00	0.00	18,431.00	0.00	0.00	0.00	0.00	81,569.00	0.00	0.00	
Traveling Expenses - Local	5020101000	100,000.00	0.00	100,000.00	18,431.00	0.00	0.00	0.00	0.00	18,431.00	0.00	0.00	0.00	0.00	81,569.00	0.00	0.00	
Traveling Expenses - Local	5020200000	136,306.615.00	0.00	136,306.615.00	7,367,603.25	0.00	0.00	0.00	0.00	7,367,603.25	0.00	0.00	0.00	0.00	128,919,011.75	0.00	0.00	
Training and Scholarship Expenses	5020201000	8,306.615.00	0.00	8,306.615.00	115,725.00	0.00	0.00	0.00	0.00	115,725.00	0.00	0.00	0.00	0.00	8,190,890.00	0.00	0.00	
Training Expenses	5020201000	8,306.615.00	0.00	8,306.615.00	115,725.00	0.00	0.00	0.00	0.00	115,725.00	0.00	0.00	0.00	0.00	8,190,890.00	0.00	0.00	
Training Expenses	5020201002	8,306.615.00	0.00	8,306.615.00	115,725.00	0.00	0.00	0.00	0.00	115,725.00	0.00	0.00	0.00	0.00	8,190,890.00	0.00	0.00	
Scholarship Grants/Expenses	5020202000	128,000,000.00	0.00	128,000,000.00	7,271,878.25	0.00	0.00	0.00	0.00	7,271,878.25	0.00	0.00	0.00	0.00	120,728,121.75	0.00	0.00	
Scholarship Grants/Expenses	5020300000	2,649,760.00	0.00	2,649,760.00	1,187,645.52	0.00	0.00	0.00	0.00	1,187,645.52	0.00	0.00	0.00	0.00	1,462,114.48	0.00	0.00	
Supplies and Materials Expenses	5020301000	550,000.00	0.00	550,000.00	179,775.00	0.00	0.00	0.00	0.00	179,775.00	0.00	0.00	0.00	0.00	370,225.00	0.00	0.00	
Office Supplies Expenses	5020301001	300,000.00	0.00	300,000.00	179,775.00	0.00	0.00	0.00	0.00	179,775.00	0.00	0.00	0.00	0.00	120,225.00	0.00	0.00	
ICT Office Supplies	5020301002	250,000.00	0.00	250,000.00	0.00	0.00	0.00	0.00	0.00	0.00	0.00	0.00	0.00	0.00	250,000.00	0.00	0.00	
Office Supplies Expenses	5020309000	150,000.00	0.00	150,000.00	2,745.52	0.00	0.00	0.00	0.00	2,745.52	0.00	0.00	0.00	0.00	147,254.48	0.00	0.00	
Fuel, Oil and Lubricants Expenses	5020300000	1,849,760.00	0.00	1,849,760.00	1,002,475.00	0.00	0.00	0.00	0.00	1,002,475.00	0.00	0.00	0.00	0.00	847,285.00	0.00	0.00	
Agricultural and Marine Supplies Expenses	5020310000	1,849,760.00	0.00	1,849,760.00	1,002,475.00	0.00	0.00	0.00	0.00	1,002,475.00	0.00	0.00	0.00	0.00	847,285.00	0.00	0.00	
Agricultural and Marine Supplies Expenses	5020319000	1,849,760.00	0.00	1,849,760.00	1,002,475.00	0.00	0.00	0.00	0.00	1,002,475.00	0.00	0.00	0.00	0.00	847,285.00	0.00	0.00	
Other Supplies and Materials Expenses	5020390000	100,000.00	0.00	100,000.00	2,650.00	0.00	0.00	0.00	0.00	2,650.00	0.00	0.00	0.00	0.00	97,350.00	0.00	0.00	
Survey, Research, Exploration and Development Expenses	5020700000	234,625.00	0.00	234,625.00	57,282.10	0.00	0.00	0.00	0.00	57,282.10	0.00	0.00	0.00	0.00	177,342.90	0.00	0.00	
Research, Exploration and Development Expenses	5020702000	234,625.00	0.00	234,625.00	57,282.10	0.00	0.00	0.00	0.00	57,282.10	0.00	0.00	0.00	0.00	177,342.90	0.00	0.00	
Research, Exploration and Development Expenses	5020702002	234,625.00	0.00	234,625.00	57,282.10	0.00	0.00	0.00	0.00	57,282.10	0.00	0.00	0.00	0.00	177,342.90	0.00	0.00	
Professional Services	5021100000	800,000.00	0.00	800,000.00	479,965.15	0.00	0.00	0.00	0.00	479,965.15	0.00	0.00	0.00	0.00	320,034.85	0.00	0.00	
Other Professional Services	5021190000	800,000.00	0.00	800,000.00	479,965.15	0.00	0.00	0.00	0.00	479,965.15	0.00	0.00	0.00	0.00	320,034.85	0.00	0.00	
Other Professional Services	5021190000	800,000.00	0.00	800,000.00	479,965.15	0.00	0.00	0.00	0.00	479,965.15	0.00	0.00	0.00	0.00	320,034.85	0.00	0.00	
Labor and Wages	5021600000	900,000.00	0.00	900,000.00	597,788.64	0.00	0.00	0.00	0.00	597,788.64	0.00	0.00	0.00	0.00	302,211.36	0.00	0.00	


This report was generated using the Unified Reporting System on 28/04/2024 17:06: Status: SUBMITTED

Department : State Universities and Colleges (SUCs)  
 Agency/Entity : Central Philippines State University  
 Operating Unit : < not applicable >  
 Organization Code (UACS) : 08 063 0000000  
 Fund Cluster : 07 - Trust Receipts


(e.g. UACS Fund Cluster: 05-Internally Generated Funds and 06-Business Related Funds)

Particulars	UACS CODE	Approved Budgeted Revenue	Adjustments (Reductions, Modifications/ Augmentations)	Adjusted Budgeted Revenue	Utilizations				Total	Disbursements				Total	Unutilized Budget	Balances		
					1st Quarter Ending March 31	2nd Quarter Ending June 30	3rd Quarter Ending September 30	4th Quarter Ending December 31		1st Quarter Ending March 31	2nd Quarter Ending June 30	3rd Quarter Ending September 30	4th Quarter Ending December 31			(10-15)=(17+18)	Net Ytd Due and Demandable	
		3	4	5=(3+(-4))	6	7	8	9	10=(6+7+8+9)	11	12	13	14	15=(11+12+13+14)	16=(5-10)	17	18	
<b>SUMMARY</b>																		
<b>A. AGENCY SPECIFIC BUDGET</b>																		
Labor and Wages	5021601000	900,000.00	0.00	900,000.00	597,788.64	0.00	0.00	0.00	597,788.64	0.00	0.00	0.00	0.00	597,788.64	302,211.36	0.00	0.00	
Other Maintenance and Operating Expenses	5029900000	900,000.00	0.00	900,000.00	597,788.64	0.00	0.00	0.00	597,788.64	0.00	0.00	0.00	0.00	597,788.64	302,211.36	0.00	0.00	
Representation Expenses	5029903000	550,000.00	0.00	550,000.00	324,537.95	0.00	0.00	0.00	324,537.95	324,537.95	0.00	0.00	0.00	324,537.95	225,462.05	0.00	0.00	
Other Maintenance and Operating Expenses	5029999000	250,000.00	0.00	250,000.00	72,000.00	0.00	0.00	0.00	72,000.00	72,000.00	0.00	0.00	0.00	72,000.00	178,000.00	0.00	0.00	
Other Maintenance and Operating Expenses	5029999099	300,000.00	0.00	300,000.00	252,537.95	0.00	0.00	0.00	252,537.95	252,537.95	0.00	0.00	0.00	252,537.95	47,462.05	0.00	0.00	
<b>GRAND TOTAL</b>		<b>141,541,000.00</b>	<b>0.00</b>	<b>141,541,000.00</b>	<b>10,053,253.61</b>	<b>0.00</b>	<b>0.00</b>	<b>0.00</b>	<b>10,053,253.61</b>	<b>10,053,253.61</b>	<b>0.00</b>	<b>0.00</b>	<b>0.00</b>	<b>10,053,253.61</b>	<b>131,487,746.39</b>	<b>0.00</b>	<b>0.00</b>	

Certified Correct:

  
 VINCENTE MOBILON TRIGO, JR.  
 BUDGET OFFICER  
 Date: April 28, 2024 04:50 PM


Certified Correct:

  
 EUFRED MACARAON ZAMBOANSSONG, CPA  
 CHIEF ACCOUNTANT  
 Date: April 29, 2024 04:52 PM

Recommending Approval By:

  
 MARC ALEXEI CASAN BELASOTO BADAJOS, PAE, PH, D.  
 VICE PRESIDENT FOR ADMINISTRATION AND FINANCE  
 Date:

Approved By:

  
 ALAMO CUZON MORICA, PHL, D.  
 SUC PRESIDENT II  
 Date: April 28, 2024 04:52 PM