

STATEMENT OF APPROVED BUDGET, UTILIZATIONS, DISBURSEMENTS AND BALANCES
(For Off-Budgetary Funds)


As at the Quarter Ending December 31, 2023


Department : State Universities and Colleges (SUCs)
 Agency/Entity : Central Philippines State University
 Operating Unit : < not applicable >
 Organization Code (UACS) : 06 063 0000000
 Fund Cluster : 06 - Business Related Funds
 (e.g. UACS Fund Cluster: 05-Internally Generated Funds and 06-Business Related Funds)


Particulars	UACS CODE	Approved Budget										Utilizations				Disbursements				Balances		
		3	4	5=[(3)+(4)]	6	7	8	9	10=[(6)+(7)+(8)+(9)]	11	12	13	14	15=[(11)+(12)+(13)+(14)]	16=(5-10)	17	18					
																		Approved Budgeted Revenue	Adjustments (Reductions, Modifications, Augmentations)	Adjusted Budgeted Revenue	1st Quarter Ending March 31	2nd Quarter Ending June 30
General Administration and Support	1000000000000000	250,000.00	0.00	250,000.00	0.00	42,000.00	0.00	42,000.00	0.00	42,000.00	0.00	42,000.00	0.00	42,000.00	208,000.00	0.00	0.00					
General Management and Supervision	100000100001000	250,000.00	0.00	250,000.00	0.00	42,000.00	0.00	42,000.00	0.00	42,000.00	0.00	42,000.00	0.00	42,000.00	208,000.00	0.00	0.00					
MOOE		100,000.00	0.00	100,000.00	0.00	42,000.00	0.00	42,000.00	0.00	42,000.00	0.00	42,000.00	0.00	42,000.00	58,000.00	0.00	0.00					
CO		150,000.00	0.00	150,000.00	0.00	0.00	0.00	0.00	0.00	0.00	0.00	0.00	0.00	0.00	150,000.00	0.00	0.00					
Sub-Total, General Administration and Support		250,000.00	0.00	250,000.00	0.00	42,000.00	0.00	42,000.00	0.00	42,000.00	0.00	42,000.00	0.00	42,000.00	208,000.00	0.00	0.00					
MOOE		100,000.00	0.00	100,000.00	0.00	42,000.00	0.00	42,000.00	0.00	42,000.00	0.00	42,000.00	0.00	42,000.00	58,000.00	0.00	0.00					
FinEx (if Applicable)		0.00	0.00	0.00	0.00	0.00	0.00	0.00	0.00	0.00	0.00	0.00	0.00	0.00	0.00	0.00	0.00					
CO		150,000.00	0.00	150,000.00	0.00	0.00	0.00	0.00	0.00	0.00	0.00	0.00	0.00	0.00	150,000.00	0.00	0.00					
Support to Operations	2000000000000000	15,904,000.00	0.00	15,904,000.00	1,799,231.09	1,370,787.62	1,244,661.55	1,501,325.34	1,501,325.34	1,499,786.09	1,091,361.55	1,588,720.34	5,916,005.60	9,887,994.40	115,785.00	0.00						
Auxiliary Services	2000001000010000	15,904,000.00	0.00	15,904,000.00	1,799,231.09	1,370,787.62	1,244,661.55	1,501,325.34	1,501,325.34	1,499,786.09	1,091,361.55	1,588,720.34	5,916,005.60	9,887,994.40	115,785.00	0.00						
MOOE		15,404,000.00	0.00	15,404,000.00	1,799,231.09	1,370,787.62	1,244,661.55	1,501,325.34	1,501,325.34	1,499,786.09	1,091,361.55	1,588,720.34	5,800,220.60	9,487,994.40	115,785.00	0.00						
CO		500,000.00	0.00	500,000.00	0.00	0.00	0.00	0.00	0.00	0.00	0.00	0.00	0.00	500,000.00	0.00	0.00						
Sub-Total, Support to Operations		15,904,000.00	0.00	15,904,000.00	1,799,231.09	1,370,787.62	1,244,661.55	1,501,325.34	1,501,325.34	1,499,786.09	1,091,361.55	1,588,720.34	5,916,005.60	9,887,994.40	115,785.00	0.00						
MOOE		15,404,000.00	0.00	15,404,000.00	1,799,231.09	1,370,787.62	1,244,661.55	1,501,325.34	1,501,325.34	1,499,786.09	1,091,361.55	1,588,720.34	5,800,220.60	9,487,994.40	115,785.00	0.00						
FinEx (if Applicable)		0.00	0.00	0.00	0.00	0.00	0.00	0.00	0.00	0.00	0.00	0.00	0.00	0.00	0.00	0.00						
CO		500,000.00	0.00	500,000.00	0.00	0.00	0.00	0.00	0.00	0.00	0.00	0.00	0.00	500,000.00	0.00	0.00						
Operations	3000000000000000	1,250,000.00	0.00	1,250,000.00	46,980.00	46,900.00	67,592.00	60,551.00	60,551.00	46,980.00	41,092.00	87,051.00	222,023.00	1,027,977.00	0.00	0.00						
CO	3100000000000000	700,000.00	0.00	700,000.00	13,000.00	0.00	20,492.00	0.00	33,492.00	13,000.00	20,492.00	20,492.00	33,492.00	666,508.00	0.00	0.00						
CO	3101000000000000	700,000.00	0.00	700,000.00	13,000.00	0.00	20,492.00	0.00	33,492.00	13,000.00	20,492.00	20,492.00	33,492.00	666,508.00	0.00	0.00						
CO	3101001000020000	700,000.00	0.00	700,000.00	13,000.00	0.00	20,492.00	0.00	33,492.00	13,000.00	20,492.00	20,492.00	33,492.00	666,508.00	0.00	0.00						
MOOE		450,000.00	0.00	450,000.00	13,000.00	0.00	20,492.00	0.00	33,492.00	13,000.00	20,492.00	20,492.00	33,492.00	416,508.00	0.00	0.00						
CO		250,000.00	0.00	250,000.00	0.00	0.00	0.00	0.00	0.00	0.00	0.00	0.00	0.00	250,000.00	0.00	0.00						
CO	3200000000000000	500,000.00	0.00	500,000.00	33,980.00	46,900.00	47,100.00	60,551.00	60,551.00	33,980.00	20,600.00	87,051.00	188,531.00	311,469.00	0.00	0.00						
CO	3202000000000000	500,000.00	0.00	500,000.00	33,980.00	46,900.00	47,100.00	60,551.00	60,551.00	33,980.00	20,600.00	87,051.00	188,531.00	311,469.00	0.00	0.00						
CO	3202001000010000	500,000.00	0.00	500,000.00	33,980.00	46,900.00	47,100.00	60,551.00	60,551.00	33,980.00	20,600.00	87,051.00	188,531.00	311,469.00	0.00	0.00						
MOOE		350,000.00	0.00	350,000.00	33,980.00	46,900.00	47,100.00	60,551.00	60,551.00	33,980.00	20,600.00	87,051.00	188,531.00	161,469.00	0.00	0.00						


Department : State Universities and Colleges (SUCs)
 Agency/Entity : Central Philippines State University
 Operating Unit : < not applicable >
 Organization Code (UACS) : 08 063 0000000
 Fund Cluster : 06 - Business Related Funds
 (e.g. UACS Fund Cluster: 05-Internally Generated Funds and 06-Business Related Funds)

Particulars	UACS CODE	Approved Budget				Utilizations				Disbursements				Balances			
		3	4	5=(3+4)	6	7	8	9	10=(6+7+8+9)	11	12	13	14	15=(11+12+13+14)	16=(5-10)	Unpaid Obligations	
																Adjusted Budgeted Revenue	1st Quarter Ending March 31
1	2														17	18	
CO		150,000.00	0.00	150,000.00	0.00	0.00	0.00	0.00	0.00	0.00	0.00	0.00	0.00	0.00	150,000.00	0.00	0.00
OO - Community engagement increased	3300000000000000	50,000.00	0.00	50,000.00	0.00	0.00	0.00	0.00	0.00	0.00	0.00	0.00	0.00	50,000.00	0.00	0.00	
TECHNICAL ADVISORY EXTENSION PROGRAM	3301000000000000	50,000.00	0.00	50,000.00	0.00	0.00	0.00	0.00	0.00	0.00	0.00	0.00	0.00	50,000.00	0.00	0.00	
Provision of Extension Services	330100100001000	50,000.00	0.00	50,000.00	0.00	0.00	0.00	0.00	0.00	0.00	0.00	0.00	0.00	50,000.00	0.00	0.00	
MOOE		50,000.00	0.00	50,000.00	0.00	0.00	0.00	0.00	0.00	0.00	0.00	0.00	0.00	50,000.00	0.00	0.00	
Sub-Total, Operations		1,250,000.00	0.00	1,250,000.00	46,980.00	46,900.00	67,992.00	60,551.00	222,023.00	46,980.00	46,900.00	41,092.00	87,051.00	222,023.00	1,027,977.00	0.00	0.00
PS		0.00	0.00	0.00	0.00	0.00	0.00	0.00	0.00	0.00	0.00	0.00	0.00	0.00	0.00	0.00	0.00
MOOE		850,000.00	0.00	850,000.00	46,980.00	46,900.00	67,992.00	60,551.00	222,023.00	46,980.00	46,900.00	41,092.00	87,051.00	222,023.00	627,977.00	0.00	0.00
FinEx (if Applicable)		0.00	0.00	0.00	0.00	0.00	0.00	0.00	0.00	0.00	0.00	0.00	0.00	0.00	0.00	0.00	0.00
CO		400,000.00	0.00	400,000.00	0.00	0.00	0.00	0.00	0.00	0.00	0.00	0.00	0.00	400,000.00	0.00	0.00	0.00
GRAND TOTAL		17,404,000.00	0.00	17,404,000.00	1,846,211.09	1,459,687.82	1,312,253.55	1,561,876.34	6,180,028.60	1,546,766.09	1,709,252.62	1,132,453.55	1,675,771.34	6,084,243.60	11,223,971.40	115,785.00	0.00
PS		0.00	0.00	0.00	0.00	0.00	0.00	0.00	0.00	0.00	0.00	0.00	0.00	0.00	0.00	0.00	0.00
MOOE		16,354,000.00	0.00	16,354,000.00	1,846,211.09	1,459,687.82	1,312,253.55	1,561,876.34	6,180,028.60	1,546,766.09	1,709,252.62	1,132,453.55	1,675,771.34	6,084,243.60	10,173,971.40	115,785.00	0.00
FinEx (if Applicable)		0.00	0.00	0.00	0.00	0.00	0.00	0.00	0.00	0.00	0.00	0.00	0.00	0.00	0.00	0.00	0.00
CO		1,050,000.00	0.00	1,050,000.00	0.00	0.00	0.00	0.00	0.00	0.00	0.00	0.00	0.00	1,050,000.00	0.00	0.00	0.00

Certified Correct: 
 VICENTE MOBILION TRIO, JR.
 BUDGET OFFICER
 Date: January 27, 2024 06:12 PM

Certified Correct: 
 ELFRED MONTEADA ANOYSSINS, CPA
 CHIEF ACCOUNTANT
 Date: January 27, 2024 06:12 PM

Recommending Approval By: 
 MARC ALEXI CESAR BELASOTO BADAOS, PAE, PH. D.
 VICE PRESIDENT FOR ADMINISTRATION AND FINANCE
 Date: January 27, 2024 06:14 PM

Approved By: 
 ALONSO MIZON MORACA, PH. D.
 SUC PRESIDENT II
 Date: January 27, 2024 06:14 PM

STATEMENT OF APPROVED BUDGET, UTILIZATIONS, DISBURSEMENTS AND BALANCES
(For Off-Budgetary Funds)

As at the Quarter Ending December 31, 2023

Department : State Universities and Colleges (SUCs)
 Agency/Entity : Central Philippines State University
 Operating Unit : < not applicable >
 Organization Code (UAUCS) : 08 063 0000000
 Fund Cluster : 07 - Trust Receipts
 (e.g. UAUCS Fund Cluster: 05-Internally Generated Funds and 06-Business Related Funds)

Particulars	UAUCS CODE	Approved Budget				Utilizations				Disbursements				Balances			
		3	4	5=-(3+(-4))	6	7	8	9	10=(6+7+8+9)	11	12	13	14	15=(11+12+13+14)	16=(5-10)	Unpaid Obligations (10-15)=(7+18)	
																Approved Budgeted Revenue	Adjustments (Reductions, Modifications/ Augmentations)
1	2														17	18	
General Administration and Support	1000000000000000	450,000.00	0.00	450,000.00	10,029.52	0.00	14,027.35	24,056.87	10,029.52	0.00	0.00	14,027.35	24,056.87	425,943.13	0.00	0.00	
General Management and Supervision	100000100001000	450,000.00	0.00	450,000.00	10,029.52	0.00	14,027.35	24,056.87	10,029.52	0.00	0.00	14,027.35	24,056.87	425,943.13	0.00	0.00	
MOOE		450,000.00	0.00	450,000.00	10,029.52	0.00	14,027.35	24,056.87	10,029.52	0.00	0.00	14,027.35	24,056.87	425,943.13	0.00	0.00	
Sub-Total, General Administration and Support		450,000.00	0.00	450,000.00	10,029.52	0.00	14,027.35	24,056.87	10,029.52	0.00	0.00	14,027.35	24,056.87	425,943.13	0.00	0.00	
PS		450,000.00	0.00	450,000.00	10,029.52	0.00	14,027.35	24,056.87	10,029.52	0.00	0.00	14,027.35	24,056.87	425,943.13	0.00	0.00	
MOOE		450,000.00	0.00	450,000.00	10,029.52	0.00	14,027.35	24,056.87	10,029.52	0.00	0.00	14,027.35	24,056.87	425,943.13	0.00	0.00	
FINEX (If Applicable)		0.00	0.00	0.00	0.00	0.00	0.00	0.00	0.00	0.00	0.00	0.00	0.00	0.00	0.00	0.00	
CO		0.00	0.00	0.00	0.00	0.00	0.00	0.00	0.00	0.00	0.00	0.00	0.00	0.00	0.00	0.00	
Operations	3000000000000000	176,378,000.00	0.00	175,378,000.00	34,418,570.91	20,463,940.35	31,977,271.44	11,685,462.76	98,545,265.48	34,392,796.91	20,488,714.35	31,975,783.44	11,677,246.78	96,535,541.48	76,833,734.52	9,724.00	
OO - Relevant and quality tertiary education ensured to achieve inclusive growth and access to poor but deserving students to qualify tertiary education increased	3100000000000000	158,542,167.00	0.00	158,542,167.00	34,019,221.53	17,873,944.63	24,794,318.90	11,190,628.58	87,878,113.64	33,993,447.53	17,899,716.63	24,792,830.90	11,182,392.58	87,868,389.64	70,664,053.36	9,724.00	
HIGHER EDUCATION PROGRAM	3101000000000000	158,542,167.00	0.00	158,542,167.00	34,019,221.53	17,873,944.63	24,794,318.90	11,190,628.58	87,878,113.64	33,993,447.53	17,899,716.63	24,792,830.90	11,182,392.58	87,868,389.64	70,664,053.36	9,724.00	
Provision of Higher Education Services	310100100002000	157,978,810.00	0.00	157,978,810.00	33,949,226.53	17,873,944.63	24,794,318.90	11,190,628.58	87,808,118.64	33,923,452.53	17,899,716.63	24,792,830.90	11,182,392.58	87,798,384.64	70,170,891.36	9,724.00	
MOOE		563,357.00	0.00	563,357.00	69,995.00	0.00	0.00	0.00	69,995.00	0.00	0.00	0.00	0.00	69,995.00	493,362.00	0.00	
OO - Higher education research improved to promote economic productivity and innovation	3200000000000000	9,161,241.00	0.00	9,161,241.00	326,603.67	1,918,350.69	6,848,235.04	0.00	9,093,189.40	326,603.67	1,918,350.69	6,848,235.04	0.00	9,093,189.40	68,051.60	0.00	
RESEARCH PROGRAM	3200000000000000	9,161,241.00	0.00	9,161,241.00	326,603.67	1,918,350.69	6,848,235.04	0.00	9,093,189.40	326,603.67	1,918,350.69	6,848,235.04	0.00	9,093,189.40	68,051.60	0.00	
Conduct of Research Services	320001000010000	110,996.00	0.00	110,996.00	83,303.67	27,216.94	0.00	0.00	110,520.61	83,303.67	27,216.94	0.00	0.00	110,520.61	475.39	0.00	
MOOE		7,422,639.00	0.00	7,422,639.00	108,300.00	1,891,133.75	5,420,235.04	0.00	7,419,668.79	108,300.00	1,891,133.75	5,420,235.04	0.00	7,419,668.79	2,970.21	0.00	
OO - Community engagement increased	3300000000000000	1,627,606.00	0.00	1,627,606.00	135,000.00	0.00	1,428,000.00	0.00	1,563,000.00	135,000.00	0.00	1,428,000.00	0.00	1,563,000.00	64,606.00	0.00	
TECHNICAL ADVISORY EXTENSION PROGRAM	3301000000000000	7,675,592.00	0.00	7,675,592.00	72,745.71	671,645.03	334,717.50	484,854.20	1,573,962.44	72,745.71	671,645.03	334,717.50	484,854.20	1,573,962.44	6,101,629.56	0.00	
Provision of Extension Services	330100100001000	7,675,592.00	0.00	7,675,592.00	72,745.71	671,645.03	334,717.50	484,854.20	1,573,962.44	72,745.71	671,645.03	334,717.50	484,854.20	1,573,962.44	6,101,629.56	0.00	
PS		262,815.00	0.00	262,815.00	35,865.71	53,757.54	63,621.50	76,654.20	229,898.95	35,865.71	53,757.54	63,621.50	76,654.20	229,898.95	32,916.05	0.00	
MOOE		5,360,777.00	0.00	5,360,777.00	36,860.00	308,887.49	271,096.00	418,200.00	1,035,063.49	36,860.00	308,887.49	271,096.00	418,200.00	1,035,063.49	4,325,713.51	0.00	
CO		2,052,000.00	0.00	2,052,000.00	0.00	309,000.00	0.00	0.00	309,000.00	0.00	0.00	0.00	0.00	309,000.00	1,743,000.00	0.00	

This report was generated using the Unified Reporting System on January 27, 2024 6:19 PM. Status: SUBMITTED

Department : State Universities and Colleges (SUCs)
 Agency/Entity : Central Philippines State University
 Operating Unit : < not applicable >
 Organization Code (UACS) : 08 063 0000000
 Fund Cluster : 07 - Trust Receipts
 (e.g. UACS Fund Cluster: 05-Internally Generated Funds and 06-Business Related Funds)

Particulars	UACS CODE	Approved Budget				Utilizations				Disbursements				Balances			
		3	4	5-(3+4)	6	7	8	9	10=(6+7+8+9)	11	12	13	14	15=(11+12+13+14)	16=(5-10)	Unpaid Obligations (10-15)=(17+18)	
																Approved Budgeted Revenue	Adjustments (Reductions, Modifications, Augmentations)
Sub-Total, Operations	2	175,379,000.00	0.00	175,379,000.00	34,418,570.91	20,463,940.35	31,977,271.44	11,685,482.78	98,545,265.48	34,392,796.91	20,489,714.35	31,975,783.44	11,677,246.78	98,535,541.48	76,833,734.52	9,724.00	0.00
PS		373,811.00	0.00	373,811.00	119,169.38	80,974.48	63,621.50	76,654.20	340,419.56	119,169.38	80,974.48	63,621.50	76,654.20	340,419.56	33,391.44	0.00	0.00
MOOE		170,762,226.00	0.00	170,762,226.00	34,094,406.53	20,073,965.87	30,485,649.94	11,608,828.58	96,262,850.92	34,088,632.53	20,099,739.87	30,484,161.94	11,600,592.58	96,253,126.92	74,499,375.08	9,724.00	0.00
FinEx (If Applicable)		0.00	0.00	0.00	0.00	0.00	0.00	0.00	0.00	0.00	0.00	0.00	0.00	0.00	0.00	0.00	0.00
CO		4,242,963.00	0.00	4,242,963.00	204,995.00	309,000.00	1,428,000.00	0.00	1,941,995.00	204,995.00	309,000.00	1,428,000.00	0.00	1,941,995.00	2,300,968.00	0.00	0.00
GRAND TOTAL		175,829,000.00	0.00	175,829,000.00	34,428,800.43	20,463,940.35	31,977,271.44	11,699,510.13	98,569,322.35	34,402,826.43	20,489,714.35	31,975,783.44	11,691,274.13	98,559,598.35	77,259,677.65	9,724.00	0.00
PS		373,811.00	0.00	373,811.00	119,169.38	80,974.48	63,621.50	76,654.20	340,419.56	119,169.38	80,974.48	63,621.50	76,654.20	340,419.56	33,391.44	0.00	0.00
MOOE		171,212,226.00	0.00	171,212,226.00	34,104,436.05	20,073,965.87	30,485,649.94	11,622,855.93	96,286,907.79	34,078,662.05	20,099,739.87	30,484,161.94	11,614,619.93	96,277,163.79	74,925,318.21	9,724.00	0.00
FinEx (If Applicable)		0.00	0.00	0.00	0.00	0.00	0.00	0.00	0.00	0.00	0.00	0.00	0.00	0.00	0.00	0.00	0.00
CO		4,242,963.00	0.00	4,242,963.00	204,995.00	309,000.00	1,428,000.00	0.00	1,941,995.00	204,995.00	309,000.00	1,428,000.00	0.00	1,941,995.00	2,300,968.00	0.00	0.00

Certified Correct:
 VICENTE MORICON TRIO, JR.
 BUDGET OFFICER
 Date: January 27, 2024 06:12 PM

Certified Correct:
 ELFRED MONTEBANA SAMPAGSONG, CPA
 CHIEF ACCOUNTANT
 Date: January 27, 2024 06:12 PM

Recommending Approval By:
 MARIE ALEXIS MAESAR BELASOTO BADAOS, PAE, PH. D
 VICE PRESIDENT FOR ADMINISTRATION AND FINANCE
 Date:

Approved By:
 ALADINO CUIZON TORIBIANO, PH. D
 SUC PRESIDENT II
 Date: January 27, 2024 06:14 PM