

**STATEMENT OF APPROVED BUDGET, UTILIZATIONS, DISBURSEMENTS AND BALANCES**  
(For Off-Budgetary Funds)  
As at the Quarter Ending March 31, 2023

Department : State Universities and Colleges (SUCs)  
 Agency/Entity : Central Philippines State University  
 Operating Unit : < not applicable >  
 Organization Code (UACS) : 08 063 0000000  
 Fund Cluster : 05 Internally Generated Funds  
 (e.g. UACS Fund Cluster: 05-Internally Generated Funds and 06-Business Related Funds)

Particulars	UACS CODE	Approved Budgeted Revenue	Adjustments (Reductions, Modifications, Augmentations)	Adjusted Budgeted Revenue	1st Quarter Ending March 31	2nd Quarter Ending June 30	Utilizations				TOTAL	Disbursements				Balances	
							3rd Quarter Ending September 30	4th Quarter Ending December 31	1st Quarter Ending March 31	2nd Quarter Ending June 30		3rd Quarter Ending September 30	4th Quarter Ending December 31	TOTAL	Unutilized Budget	Unpaid Obligations (16-15)-(17+18)	Due and Demandable
				5=(3+(-4))	6	7	8	9	10=(6+7+8+9)	11	12	13	14	15=(11+12+13+14)	16=(5-10)	17	18
General Administration and Support	1000000000000000	80,000,000.00	0.00	80,000,000.00	7,254,411.51	0.00	0.00	0.00	7,254,411.51	5,180,329.27	0.00	0.00	0.00	5,180,329.27	72,745,588.49	217,608.20	1,856,474.04
General Management and Supervision	100000100001000	80,000,000.00	0.00	80,000,000.00	7,254,411.51	0.00	0.00	0.00	7,254,411.51	5,180,329.27	0.00	0.00	0.00	5,180,329.27	72,745,588.49	217,608.20	1,856,474.04
PS		500,000.00	0.00	500,000.00	168,000.00	0.00	0.00	0.00	168,000.00	168,000.00	0.00	0.00	0.00	168,000.00	332,000.00	0.00	0.00
MOOE		59,500,000.00	0.00	59,500,000.00	3,702,213.51	0.00	0.00	0.00	3,702,213.51	3,243,131.27	0.00	0.00	0.00	3,243,131.27	55,797,786.49	217,608.20	241,474.04
CO		20,000,000.00	0.00	20,000,000.00	3,384,198.00	0.00	0.00	0.00	3,384,198.00	1,769,198.00	0.00	0.00	0.00	1,769,198.00	16,615,802.00	0.00	1,615,000.00
Sub-Total: General Administration and Support		80,000,000.00	0.00	80,000,000.00	7,254,411.51	0.00	0.00	0.00	7,254,411.51	5,180,329.27	0.00	0.00	0.00	5,180,329.27	72,745,588.49	217,608.20	1,856,474.04
PS		500,000.00	0.00	500,000.00	168,000.00	0.00	0.00	0.00	168,000.00	168,000.00	0.00	0.00	0.00	168,000.00	332,000.00	0.00	0.00
MOOE		59,500,000.00	0.00	59,500,000.00	3,702,213.51	0.00	0.00	0.00	3,702,213.51	3,243,131.27	0.00	0.00	0.00	3,243,131.27	55,797,786.49	217,608.20	241,474.04
FIE&X (if Applicable)		0.00	0.00	0.00	0.00	0.00	0.00	0.00	0.00	0.00	0.00	0.00	0.00	0.00	0.00	0.00	0.00
CO		20,000,000.00	0.00	20,000,000.00	3,384,198.00	0.00	0.00	0.00	3,384,198.00	1,769,198.00	0.00	0.00	0.00	1,769,198.00	16,615,802.00	0.00	1,615,000.00
Support to Operations	2000000000000000	30,000,000.00	0.00	30,000,000.00	2,965,127.13	0.00	0.00	0.00	2,965,127.13	1,706,678.63	0.00	0.00	0.00	1,706,678.63	27,044,872.87	109,716.89	1,387,731.61
Auxiliary Services	200000100001000	30,000,000.00	0.00	30,000,000.00	2,965,127.13	0.00	0.00	0.00	2,965,127.13	1,706,678.63	0.00	0.00	0.00	1,706,678.63	27,044,872.87	109,716.89	1,387,731.61
MOOE		20,000,000.00	0.00	20,000,000.00	1,574,213.65	0.00	0.00	0.00	1,574,213.65	1,070,520.76	0.00	0.00	0.00	1,070,520.76	18,425,786.35	109,716.89	393,976.00
CO		10,000,000.00	0.00	10,000,000.00	1,380,913.48	0.00	0.00	0.00	1,380,913.48	636,157.87	0.00	0.00	0.00	636,157.87	8,619,086.52	0.00	744,755.61
Subtotal: Support to Operations		30,000,000.00	0.00	30,000,000.00	2,965,127.13	0.00	0.00	0.00	2,965,127.13	1,706,678.63	0.00	0.00	0.00	1,706,678.63	27,044,872.87	109,716.89	1,387,731.61
PS		0.00	0.00	0.00	0.00	0.00	0.00	0.00	0.00	0.00	0.00	0.00	0.00	0.00	0.00	0.00	0.00
MOOE		20,000,000.00	0.00	20,000,000.00	1,574,213.65	0.00	0.00	0.00	1,574,213.65	1,070,520.76	0.00	0.00	0.00	1,070,520.76	18,425,786.35	109,716.89	393,976.00
FIE&X (if Applicable)		0.00	0.00	0.00	0.00	0.00	0.00	0.00	0.00	0.00	0.00	0.00	0.00	0.00	0.00	0.00	0.00
CO		10,000,000.00	0.00	10,000,000.00	1,380,913.48	0.00	0.00	0.00	1,380,913.48	636,157.87	0.00	0.00	0.00	636,157.87	8,619,086.52	0.00	744,755.61
Operators	3000000000000000	490,531,000.00	0.00	490,531,000.00	25,802,928.07	0.00	0.00	0.00	25,802,928.07	19,491,108.10	0.00	0.00	0.00	19,491,108.10	464,728,071.93	992,666.60	5,319,153.37
OO: Relevant and quality tertiary education ensured to achieve inclusive growth and access of poor but deserving students to quality tertiary education increased	3100000000000000	470,531,000.00	0.00	470,531,000.00	25,254,120.31	0.00	0.00	0.00	25,254,120.31	19,011,317.18	0.00	0.00	0.00	19,011,317.18	445,276,879.69	953,097.60	5,289,705.53
HIGHER EDUCATION PROGRAM	3101000000000000	470,531,000.00	0.00	470,531,000.00	25,254,120.31	0.00	0.00	0.00	25,254,120.31	19,011,317.18	0.00	0.00	0.00	19,011,317.18	445,276,879.69	953,097.60	5,289,705.53
Provision of Higher Education Services	3101001000020000	470,531,000.00	0.00	470,531,000.00	25,254,120.31	0.00	0.00	0.00	25,254,120.31	19,011,317.18	0.00	0.00	0.00	19,011,317.18	445,276,879.69	953,097.60	5,289,705.53
PS		10,000,000.00	0.00	10,000,000.00	1,342,000.00	0.00	0.00	0.00	1,342,000.00	1,342,000.00	0.00	0.00	0.00	1,342,000.00	8,668,000.00	0.00	0.00
MOOE		167,225,000.00	0.00	167,225,000.00	20,618,560.31	0.00	0.00	0.00	20,618,560.31	17,263,284.18	0.00	0.00	0.00	17,263,284.18	146,606,439.69	777,370.60	2,587,505.53
CO		293,306,000.00	0.00	293,306,000.00	3,293,560.00	0.00	0.00	0.00	3,293,560.00	416,033.00	0.00	0.00	0.00	416,033.00	290,017,440.00	175,277.00	2,701,800.00
OO: Higher education research improved to promote economic productivity and innovation	3200000000000000	10,000,000.00	0.00	10,000,000.00	325,383.58	0.00	0.00	0.00	325,383.58	270,883.41	0.00	0.00	0.00	270,883.41	9,874,616.42	39,569.00	14,931.17

This report was generated using the Unified Reporting System on April 26, 2023 11:39 AM version: FAR2.1.1 : Status : SUBMITTED



Department : State Universities and Colleges (SUCs)  
 Agency/Entity : Central Philippines State University  
 Operating Unit : < not applicable >  
 Organization Code (UACS) : 08 063 0000000  
 Fund Cluster : 05 Internally Generated Funds  
 (e.g. UACS Fund Cluster: 05-Internally Generated Funds and 06-Business Related Funds)

Particulars	UACS CODE	Approved Budgeted Revenue	Adjustments (Reductions, Modifications, Augmentations)	Adjusted Budgeted Revenue	Utilizations				TOTAL	Disbursements				TOTAL	Unutilized Budget	Balances	
					5=(3+4)	6 1st Quarter Ending March 31	7 2nd Quarter Ending June 30	8 3rd Quarter Ending September 30		9 4th Quarter Ending December 31	10=(6+7+8+9)	11 1st Quarter Ending March 31	12 2nd Quarter Ending June 30			13 3rd Quarter Ending September 30	14 4th Quarter Ending December 31
RESEARCH PROGRAM	3202000000000000	10,000,000.00	0.00	10,000,000.00	325,383.58	0.00	0.00	0.00	0.00	325,383.58	270,883.41	0.00	0.00	0.00	5,616,616.42	39,569.00	14,831.17
Conduct of Research Services	320200100001000	10,000,000.00	0.00	10,000,000.00	325,383.58	0.00	0.00	0.00	0.00	325,383.58	270,883.41	0.00	0.00	0.00	5,616,616.42	39,569.00	14,831.17
MOOE	6,000,000.00	0.00	0.00	6,000,000.00	325,383.58	0.00	0.00	0.00	0.00	325,383.58	270,883.41	0.00	0.00	0.00	4,000,000.00	0.00	0.00
CO	4,000,000.00	0.00	0.00	4,000,000.00	0.00	0.00	0.00	0.00	0.00	0.00	208,907.51	0.00	0.00	0.00	9,776,573.82	0.00	14,516.67
OO - Community engagement increased	3300000000000000	10,000,000.00	0.00	10,000,000.00	223,424.18	0.00	0.00	0.00	0.00	223,424.18	208,907.51	0.00	0.00	0.00	9,776,573.82	0.00	14,516.67
TECHNICAL ADVISORY EXTENSION PROGRAM	3301000000000000	10,000,000.00	0.00	10,000,000.00	223,424.18	0.00	0.00	0.00	0.00	223,424.18	208,907.51	0.00	0.00	0.00	5,776,573.82	0.00	14,516.67
Provision of Extension Services	330100100001000	10,000,000.00	0.00	10,000,000.00	223,424.18	0.00	0.00	0.00	0.00	223,424.18	208,907.51	0.00	0.00	0.00	5,776,573.82	0.00	14,516.67
MOOE	6,000,000.00	0.00	0.00	6,000,000.00	0.00	0.00	0.00	0.00	0.00	0.00	208,907.51	0.00	0.00	0.00	4,000,000.00	0.00	0.00
CO	4,000,000.00	0.00	0.00	4,000,000.00	0.00	0.00	0.00	0.00	0.00	0.00	0.00	0.00	0.00	0.00	4,000,000.00	0.00	0.00
Sub-Total Operations		499,531,000.00	0.00	499,531,000.00	25,802,928.07	0.00	0.00	0.00	0.00	25,802,928.07	19,491,108.10	0.00	0.00	0.00	464,728,071.93	992,666.60	5,319,153.37
PS	10,000,000.00	0.00	0.00	10,000,000.00	1,342,000.00	0.00	0.00	0.00	0.00	1,342,000.00	1,342,000.00	0.00	0.00	0.00	8,669,000.00	0.00	0.00
MOOE	179,225,000.00	0.00	0.00	179,225,000.00	21,167,368.07	0.00	0.00	0.00	0.00	21,167,368.07	17,733,075.10	0.00	0.00	0.00	156,057,631.93	816,839.60	2,617,353.37
FINEX (if Applicable)	0.00	0.00	0.00	0.00	0.00	0.00	0.00	0.00	0.00	0.00	0.00	0.00	0.00	0.00	0.00	0.00	0.00
CO	301,306,000.00	0.00	0.00	301,306,000.00	3,293,560.00	0.00	0.00	0.00	0.00	3,293,560.00	416,033.00	0.00	0.00	0.00	298,012,440.00	175,727.00	2,701,800.00
GRAND TOTAL		600,531,000.00	0.00	600,531,000.00	36,012,486.71	0.00	0.00	0.00	0.00	36,012,486.71	26,378,116.00	0.00	0.00	0.00	594,518,533.29	1,319,991.69	8,314,359.02
PS	10,500,000.00	0.00	0.00	10,500,000.00	1,510,000.00	0.00	0.00	0.00	0.00	1,510,000.00	1,510,000.00	0.00	0.00	0.00	8,990,000.00	0.00	0.00
MOOE	258,725,000.00	0.00	0.00	258,725,000.00	26,443,795.23	0.00	0.00	0.00	0.00	26,443,795.23	22,046,727.13	0.00	0.00	0.00	232,281,204.77	1,144,264.69	3,262,803.41
FINEX (if Applicable)	0.00	0.00	0.00	0.00	0.00	0.00	0.00	0.00	0.00	0.00	0.00	0.00	0.00	0.00	0.00	0.00	0.00
CO	331,306,000.00	0.00	0.00	331,306,000.00	8,058,671.48	0.00	0.00	0.00	0.00	8,058,671.48	2,821,388.87	0.00	0.00	0.00	323,247,328.52	175,727.00	5,061,555.61

Certified Correct:  
 VICENTE MOBILION TRIO JR.  
 BUDGET OFFICER  
 Date: 4/26/23 7:37 PM

Certified Correct:  
 ELFRED MONCADA SIMONSONG, CPA  
 CHIEF ACCOUNTANT  
 Date: 4/26/23 7:37 PM

Recommending Approval By:  
 MARC ALEXEI CASAR BELASOTO BADAJOS, PAE, PH.  
 VICE PRESIDENT FOR ADMINISTRATION AND FINANCE  
 Date:

Approved By:  
 ALADNO CUJON MORFAC, PH. D.  
 SUC PRESIDENT II  
 Date: 4/26/23 7:39 PM



**STATEMENT OF APPROVED BUDGET, UTILIZATIONS, DISBURSEMENTS AND BALANCES**  
(For Off-Budgetary Funds)  
As at the Quarter Ending March 31, 2023

Department : State Universities and Colleges (SUCs)  
 Agency/Entity : Central Philippines State University  
 Operating Unit : < not applicable >  
 Organization Code (UACS) : 08 063 0000000  
 Fund Cluster : 06 Business Related Funds  
 (e.g. UACS Fund Cluster: 05-Internally Generated Funds and 06-Business Related Funds)

Particulars	UACS CODE	Approved Budgeted Revenue	Adjustments (Reductions, Modifications, Augmentations)	Adjusted Budgeted Revenue	1st Quarter Ending March 31	2nd Quarter Ending June 30	Utilizations				TOTAL	Disbursements				TOTAL	Unutilized Budget	Balances	
							8	9	10=(6+7+8+9)	11		12	13	14	15=(11+12+13+14)			16=(5-10)	Unpaid Obligations (10-15)=(17+18)
				5=[3+(4)]	6	7	8	9	10=(6+7+8+9)	11	12	13	14	15=(11+12+13+14)	16=(5-10)	17	18		
General Administration and Support	1000000000000000	250,000.00	0.00	250,000.00	0.00	0.00	0.00	0.00	0.00	0.00	0.00	0.00	0.00	0.00	250,000.00	0.00	0.00		
General Management and Supervision	1000001000010000	250,000.00	0.00	250,000.00	0.00	0.00	0.00	0.00	0.00	0.00	0.00	0.00	0.00	0.00	250,000.00	0.00	0.00		
MOOE		100,000.00	0.00	100,000.00	0.00	0.00	0.00	0.00	0.00	0.00	0.00	0.00	0.00	0.00	100,000.00	0.00	0.00		
CO		150,000.00	0.00	150,000.00	0.00	0.00	0.00	0.00	0.00	0.00	0.00	0.00	0.00	0.00	150,000.00	0.00	0.00		
Sub-Total, General Administration and Support		250,000.00	0.00	250,000.00	0.00	0.00	0.00	0.00	0.00	0.00	0.00	0.00	0.00	0.00	250,000.00	0.00	0.00		
PS		0.00	0.00	0.00	0.00	0.00	0.00	0.00	0.00	0.00	0.00	0.00	0.00	0.00	0.00	0.00	0.00		
MOOE		100,000.00	0.00	100,000.00	0.00	0.00	0.00	0.00	0.00	0.00	0.00	0.00	0.00	0.00	100,000.00	0.00	0.00		
FINEX (if Applicable)		0.00	0.00	0.00	0.00	0.00	0.00	0.00	0.00	0.00	0.00	0.00	0.00	0.00	0.00	0.00	0.00		
Support to Operations	2000000000000000	15,904,000.00	0.00	15,904,000.00	1,799,231.09	0.00	0.00	0.00	1,799,231.09	1,499,786.09	0.00	0.00	0.00	1,499,786.09	14,104,768.91	294,085.00	5,360.00		
Auxiliary Services	2000001000010000	15,904,000.00	0.00	15,904,000.00	1,799,231.09	0.00	0.00	0.00	1,799,231.09	1,499,786.09	0.00	0.00	0.00	1,499,786.09	13,604,768.91	294,085.00	5,360.00		
MOOE		15,404,000.00	0.00	15,404,000.00	1,799,231.09	0.00	0.00	0.00	1,799,231.09	1,499,786.09	0.00	0.00	0.00	1,499,786.09	500,000.00	0.00	0.00		
CO		500,000.00	0.00	500,000.00	0.00	0.00	0.00	0.00	0.00	0.00	0.00	0.00	0.00	0.00	0.00	0.00	0.00		
Sub-Total, Support to Operations		15,904,000.00	0.00	15,904,000.00	1,799,231.09	0.00	0.00	0.00	1,799,231.09	1,499,786.09	0.00	0.00	0.00	1,499,786.09	14,104,768.91	294,085.00	5,360.00		
PS		0.00	0.00	0.00	0.00	0.00	0.00	0.00	0.00	0.00	0.00	0.00	0.00	0.00	0.00	0.00	0.00		
MOOE		15,404,000.00	0.00	15,404,000.00	1,799,231.09	0.00	0.00	0.00	1,799,231.09	1,499,786.09	0.00	0.00	0.00	1,499,786.09	13,604,768.91	294,085.00	5,360.00		
FINEX (if Applicable)		0.00	0.00	0.00	0.00	0.00	0.00	0.00	0.00	0.00	0.00	0.00	0.00	0.00	0.00	0.00	0.00		
Operations	3000000000000000	1,250,000.00	0.00	1,250,000.00	46,980.00	0.00	0.00	0.00	46,980.00	46,980.00	0.00	0.00	0.00	46,980.00	1,203,020.00	0.00	0.00		
MOOE		500,000.00	0.00	500,000.00	0.00	0.00	0.00	0.00	0.00	0.00	0.00	0.00	0.00	0.00	500,000.00	0.00	0.00		
CO		750,000.00	0.00	750,000.00	46,980.00	0.00	0.00	0.00	46,980.00	46,980.00	0.00	0.00	0.00	46,980.00	703,020.00	0.00	0.00		
MOOE		700,000.00	0.00	700,000.00	13,000.00	0.00	0.00	0.00	13,000.00	13,000.00	0.00	0.00	0.00	13,000.00	687,000.00	0.00	0.00		
FINEX (if Applicable)		0.00	0.00	0.00	0.00	0.00	0.00	0.00	0.00	0.00	0.00	0.00	0.00	0.00	0.00	0.00	0.00		
MOOE		15,404,000.00	0.00	15,404,000.00	1,799,231.09	0.00	0.00	0.00	1,799,231.09	1,499,786.09	0.00	0.00	0.00	1,499,786.09	13,604,768.91	294,085.00	5,360.00		
Operations	3100000000000000	700,000.00	0.00	700,000.00	13,000.00	0.00	0.00	0.00	13,000.00	13,000.00	0.00	0.00	0.00	13,000.00	687,000.00	0.00	0.00		
MOOE		700,000.00	0.00	700,000.00	13,000.00	0.00	0.00	0.00	13,000.00	13,000.00	0.00	0.00	0.00	13,000.00	687,000.00	0.00	0.00		
FINEX (if Applicable)		0.00	0.00	0.00	0.00	0.00	0.00	0.00	0.00	0.00	0.00	0.00	0.00	0.00	0.00	0.00	0.00		
MOOE		450,000.00	0.00	450,000.00	0.00	0.00	0.00	0.00	0.00	0.00	0.00	0.00	0.00	0.00	450,000.00	0.00	0.00		
CO		250,000.00	0.00	250,000.00	0.00	0.00	0.00	0.00	0.00	0.00	0.00	0.00	0.00	0.00	250,000.00	0.00	0.00		
MOOE		500,000.00	0.00	500,000.00	0.00	0.00	0.00	0.00	0.00	0.00	0.00	0.00	0.00	0.00	500,000.00	0.00	0.00		
FINEX (if Applicable)		0.00	0.00	0.00	0.00	0.00	0.00	0.00	0.00	0.00	0.00	0.00	0.00	0.00	0.00	0.00	0.00		
MOOE		500,000.00	0.00	500,000.00	0.00	0.00	0.00	0.00	0.00	0.00	0.00	0.00	0.00	0.00	500,000.00	0.00	0.00		
FINEX (if Applicable)		0.00	0.00	0.00	0.00	0.00	0.00	0.00	0.00	0.00	0.00	0.00	0.00	0.00	0.00	0.00	0.00		
MOOE		500,000.00	0.00	500,000.00	0.00	0.00	0.00	0.00	0.00	0.00	0.00	0.00	0.00	0.00	500,000.00	0.00	0.00		
FINEX (if Applicable)		0.00	0.00	0.00	0.00	0.00	0.00	0.00	0.00	0.00	0.00	0.00	0.00	0.00	0.00	0.00	0.00		
MOOE		500,000.00	0.00	500,000.00	0.00	0.00	0.00	0.00	0.00	0.00	0.00	0.00	0.00	0.00	500,000.00	0.00	0.00		
FINEX (if Applicable)		0.00	0.00	0.00	0.00	0.00	0.00	0.00	0.00	0.00	0.00	0.00	0.00	0.00	0.00	0.00	0.00		
MOOE		500,000.00	0.00	500,000.00	0.00	0.00	0.00	0.00	0.00	0.00	0.00	0.00	0.00	0.00	500,000.00	0.00	0.00		
FINEX (if Applicable)		0.00	0.00	0.00	0.00	0.00	0.00	0.00	0.00	0.00	0.00	0.00	0.00	0.00	0.00	0.00	0.00		
MOOE		500,000.00	0.00	500,000.00	0.00	0.00	0.00	0.00	0.00	0.00	0.00	0.00	0.00	0.00	500,000.00	0.00	0.00		
FINEX (if Applicable)		0.00	0.00	0.00	0.00	0.00	0.00	0.00	0.00	0.00	0.00	0.00	0.00	0.00	0.00	0.00	0.00		
MOOE		500,000.00	0.00	500,000.00	0.00	0.00	0.00	0.00	0.00	0.00	0.00	0.00	0.00	0.00	500,000.00	0.00	0.00		
FINEX (if Applicable)		0.00	0.00	0.00	0.00	0.00	0.00	0.00	0.00	0.00	0.00	0.00	0.00	0.00	0.00	0.00	0.00		
MOOE		500,000.00	0.00	500,000.00	0.00	0.00	0.00	0.00	0.00	0.00	0.00	0.00	0.00	0.00	500,000.00	0.00	0.00		
FINEX (if Applicable)		0.00	0.00	0.00	0.00	0.00	0.00	0.00	0.00	0.00	0.00	0.00	0.00	0.00	0.00	0.00	0.00		
MOOE		500,000.00	0.00	500,000.00	0.00	0.00	0.00	0.00	0.00	0.00	0.00	0.00	0.00	0.00	500,000.00	0.00	0.00		
FINEX (if Applicable)		0.00	0.00	0.00	0.00	0.00	0.00	0.00	0.00	0.00	0.00	0.00	0.00	0.00	0.00	0.00	0.00		
MOOE		500,000.00	0.00	500,000.00	0.00	0.00	0.00	0.00	0.00	0.00	0.00	0.00	0.00	0.00	500,000.00	0.00	0.00		
FINEX (if Applicable)		0.00	0.00	0.00	0.00	0.00	0.00	0.00	0.00	0.00	0.00	0.00	0.00	0.00	0.00	0.00	0.00		
MOOE		500,000.00	0.00	500,000.00	0.00	0.00	0.00	0.00	0.00	0.00	0.00	0.00	0.00	0.00	500,000.00	0.00	0.00		
FINEX (if Applicable)		0.00	0.00	0.00	0.00	0.00	0.00	0.00	0.00	0.00	0.00	0.00	0.00	0.00	0.00	0.00	0.00		
MOOE		500,000.00	0.00	500,000.00	0.00	0.00	0.00	0.00	0.00	0.00	0.00	0.00	0.00	0.00	500,000.00	0.00	0.00		
FINEX (if Applicable)		0.00	0.00	0.00	0.00	0.00	0.00	0.00	0.00	0.00	0.00	0.00	0.00	0.00	0.00	0.00	0.00		
MOOE		500,000.00	0.00	500,000.00	0.00	0.00	0.00	0.00	0.00	0.00	0.00	0.00	0.00	0.00	500,000.00	0.00	0.00		
FINEX (if Applicable)		0.00	0.00	0.00	0.00	0.00	0.00	0.00	0.00	0.00	0.00	0.00	0.00	0.00	0.00	0.00	0.00		
MOOE		500,000.00	0.00	500,000.00	0.00	0.00	0.00	0.00	0.00	0.00	0.00	0.00	0.00	0.00	500,000.00	0.00	0.00		
FINEX (if Applicable)		0.00	0.00	0.00	0.00	0.00	0.00	0.00	0.00	0.00	0.00	0.00	0.00	0.00	0.00	0.00	0.00		
MOOE		500,000.00	0.00	500,000.00	0.00	0.00	0.00	0.00	0.00	0.00	0.00	0.00	0.00	0.00	500,000.00	0.00	0.00		
FINEX (if Applicable)		0.00	0.00	0.00	0.00	0.00	0.00	0.00	0.00	0.00	0.00	0.00	0.00	0.00	0.00	0.00	0.00		
MOOE		500,000.00	0.00	500,000.00	0.00	0.00	0.00												

Department : State Universities and Colleges (SUCs)  
 Agency/Entity : Central Philippines State University  
 Operating Unit : < not applicable >  
 Organization Code (UACS) : 08 063 0000000  
 Fund Cluster : 06 Business Related Funds  
 (e.g. UACS Fund Cluster: 05-Internally Generated Funds and 06-Business Related Funds)

Particulars	UACS CODE	Approved Budgeted Revenue	Adjustments (Reductions, Modifications, Augmentations)	Adjusted Budgeted Revenue	Utilizations				TOTAL	Disbursements				TOTAL	Unutilized Budget	Balances	
					1st Quarter Ending March 31	2nd Quarter Ending June 30	3rd Quarter Ending September 30	4th Quarter Ending December 31		1st Quarter Ending March 31	2nd Quarter Ending June 30	3rd Quarter Ending September 30	4th Quarter Ending December 31			(10-15)=(17-18)	Net Due and Demandable
				5=(3+4)	6	7	8	9	10=(6+7+8+9)	11	12	13	14	15=(11+12+13+14)	16=(5-10)	17	18
MCOE		350,000.00	0.00	350,000.00	33,980.00	0.00	0.00	0.00	33,980.00	33,980.00	0.00	0.00	0.00	33,980.00	316,020.00	0.00	0.00
CO		150,000.00	0.00	150,000.00	0.00	0.00	0.00	0.00	0.00	0.00	0.00	0.00	0.00	0.00	150,000.00	0.00	0.00
OO - Community engagement increased	3300000000000000	50,000.00	0.00	50,000.00	0.00	0.00	0.00	0.00	0.00	0.00	0.00	0.00	0.00	0.00	50,000.00	0.00	0.00
TECHNICAL ADVISORY EXTENSION PROGRAM	3301000000000000	50,000.00	0.00	50,000.00	0.00	0.00	0.00	0.00	0.00	0.00	0.00	0.00	0.00	0.00	50,000.00	0.00	0.00
Provision of Extension Services	3301001000010000	50,000.00	0.00	50,000.00	0.00	0.00	0.00	0.00	0.00	0.00	0.00	0.00	0.00	0.00	50,000.00	0.00	0.00
MCOE		50,000.00	0.00	50,000.00	0.00	0.00	0.00	0.00	0.00	0.00	0.00	0.00	0.00	0.00	50,000.00	0.00	0.00
Sub-Total Operations		1,250,000.00	0.00	1,250,000.00	46,980.00	0.00	0.00	0.00	46,980.00	46,980.00	0.00	0.00	0.00	46,980.00	1,203,020.00	0.00	0.00
PS		850,000.00	0.00	850,000.00	46,980.00	0.00	0.00	0.00	46,980.00	46,980.00	0.00	0.00	0.00	46,980.00	803,020.00	0.00	0.00
MCOE		0.00	0.00	0.00	0.00	0.00	0.00	0.00	0.00	0.00	0.00	0.00	0.00	0.00	0.00	0.00	0.00
FriEx (if Applicable)		0.00	0.00	0.00	0.00	0.00	0.00	0.00	0.00	0.00	0.00	0.00	0.00	0.00	0.00	0.00	0.00
CO		400,000.00	0.00	400,000.00	0.00	0.00	0.00	0.00	0.00	0.00	0.00	0.00	0.00	0.00	400,000.00	0.00	0.00
GRAND TOTAL		17,404,000.00	0.00	17,404,000.00	1,846,211.09	0.00	0.00	0.00	1,846,211.09	1,846,211.09	0.00	0.00	0.00	1,846,211.09	15,557,788.91	294,085.00	5,360.00
PS		0.00	0.00	0.00	0.00	0.00	0.00	0.00	0.00	0.00	0.00	0.00	0.00	0.00	0.00	0.00	0.00
MCOE		16,354,000.00	0.00	16,354,000.00	1,846,211.09	0.00	0.00	0.00	1,846,211.09	1,846,211.09	0.00	0.00	0.00	1,846,211.09	14,507,788.91	294,085.00	5,360.00
FriEx (if Applicable)		0.00	0.00	0.00	0.00	0.00	0.00	0.00	0.00	0.00	0.00	0.00	0.00	0.00	0.00	0.00	0.00
CO		1,050,000.00	0.00	1,050,000.00	0.00	0.00	0.00	0.00	0.00	0.00	0.00	0.00	0.00	0.00	1,050,000.00	0.00	0.00

Certified Correct:  
 VICENTE MOBILLOM TRIO, JR.  
 BUDGET OFFICER  
 Date: 4/26/23 7:37 PM

Certified Correct:  
 ELFRED MONCADA SUMONDSONG, CPA  
 CHIEF ACCOUNTANT  
 Date: 4/26/23 7:47 PM

Recommending Approval By:  
 MARC ALEXEI CAESAR BELASITO BADAOS, PAE, PH.  
 VICE PRESIDENT FOR ADMINISTRATION AND FINANCE  
 Date:

Approved By:  
 ALAPINO OLIZON MORACA, PH. D.  
 SUC PRESIDENT II  
 Date: 4/26/23 7:39 PM



**STATEMENT OF APPROVED BUDGET, UTILIZATIONS, DISBURSEMENTS AND BALANCES**  
 (For Off-Budgetary Funds)  
 As at the Quarter Ending March 31, 2023

Department : State Universities and Colleges (SUCs)  
 Agency/Entity : Central Philippines State University  
 Operating Unit : < not applicable >  
 Organization Code (UACS) : 08 063 0000000  
 Fund Cluster : 07 Trust Receipts  
 (e.g. UACS Fund Cluster: 05-Internally Generated Funds and 06-Business Related Funds)


Particulars	UACS CODE	Approved Budgeted Revenue	Adjustments (Reductions, Modifications, Augmentations)	Adjusted Budgeted Revenue	Utilizations				TOTAL	Disbursements				TOTAL	Unutilized Budget	Balances	
					1st Quarter Ending March 31	2nd Quarter Ending June 30	3rd Quarter Ending September 30	4th Quarter Ending December 31		1st Quarter Ending March 31	2nd Quarter Ending June 30	3rd Quarter Ending September 30	4th Quarter Ending December 31			(10-15)=(6+7+8+9)	(11-12)=(1+2+3+4)
				5=(3+4)	6	7	8	9	10	11	12	13	14	15	16	17	18
General Administration and Support	1000000000000000	450,000.00	0.00	450,000.00	10,029.52	0.00	0.00	0.00	10,029.52	10,029.52	0.00	0.00	0.00	10,029.52	439,970.48	0.00	0.00
General Management and Supervision	1000001000010000	450,000.00	0.00	450,000.00	10,029.52	0.00	0.00	0.00	10,029.52	10,029.52	0.00	0.00	0.00	10,029.52	439,970.48	0.00	0.00
MCOE		450,000.00	0.00	450,000.00	10,029.52	0.00	0.00	0.00	10,029.52	10,029.52	0.00	0.00	0.00	10,029.52	439,970.48	0.00	0.00
Sub-Total: General Administration and Support		0.00	0.00	0.00	0.00	0.00	0.00	0.00	0.00	0.00	0.00	0.00	0.00	0.00	0.00	0.00	0.00
PS		450,000.00	0.00	450,000.00	10,029.52	0.00	0.00	0.00	10,029.52	10,029.52	0.00	0.00	0.00	10,029.52	439,970.48	0.00	0.00
MCOE		450,000.00	0.00	450,000.00	10,029.52	0.00	0.00	0.00	10,029.52	10,029.52	0.00	0.00	0.00	10,029.52	439,970.48	0.00	0.00
FINEX (if Applicable)		0.00	0.00	0.00	0.00	0.00	0.00	0.00	0.00	0.00	0.00	0.00	0.00	0.00	0.00	0.00	0.00
CO		0.00	0.00	0.00	0.00	0.00	0.00	0.00	0.00	0.00	0.00	0.00	0.00	0.00	0.00	0.00	0.00
Operations	3000000000000000	174,054,000.00	0.00	174,054,000.00	34,418,570.91	0.00	0.00	0.00	34,418,570.91	34,382,796.91	0.00	0.00	0.00	34,382,796.91	139,653,429.09	0.00	25,774.00
OO - Reducant and quality tertiary education returned to achieve inclusive growth and access of poor but deserving students to quality tertiary education increased	3100000000000000	158,542,167.00	0.00	158,542,167.00	34,019,221.53	0.00	0.00	0.00	34,019,221.53	33,993,447.53	0.00	0.00	0.00	33,993,447.53	124,522,945.47	0.00	25,774.00
HIGHER EDUCATION PROGRAM	3101000000000000	158,542,167.00	0.00	158,542,167.00	34,019,221.53	0.00	0.00	0.00	34,019,221.53	33,993,447.53	0.00	0.00	0.00	33,993,447.53	124,029,863.47	0.00	25,774.00
Provision of Higher Education Services	3101001000020000	158,542,167.00	0.00	158,542,167.00	34,019,221.53	0.00	0.00	0.00	34,019,221.53	33,993,447.53	0.00	0.00	0.00	33,993,447.53	124,029,863.47	0.00	25,774.00
MCOE		157,978,810.00	0.00	157,978,810.00	33,949,226.53	0.00	0.00	0.00	33,949,226.53	33,923,452.53	0.00	0.00	0.00	33,923,452.53	124,029,863.47	0.00	25,774.00
CO		563,357.00	0.00	563,357.00	69,995.00	0.00	0.00	0.00	69,995.00	69,995.00	0.00	0.00	0.00	69,995.00	0.00	0.00	0.00
OO - Higher education research improved to promote economic productivity and innovation	3200000000000000	7,836,241.00	0.00	7,836,241.00	326,603.67	0.00	0.00	0.00	326,603.67	326,603.67	0.00	0.00	0.00	326,603.67	7,509,637.33	0.00	0.00
RESEARCH PROGRAM	3202000000000000	7,836,241.00	0.00	7,836,241.00	326,603.67	0.00	0.00	0.00	326,603.67	326,603.67	0.00	0.00	0.00	326,603.67	7,509,637.33	0.00	0.00
Conduct of Research Services	3202001000010000	7,836,241.00	0.00	7,836,241.00	326,603.67	0.00	0.00	0.00	326,603.67	326,603.67	0.00	0.00	0.00	326,603.67	7,509,637.33	0.00	0.00
PS		110,996.00	0.00	110,996.00	83,303.67	0.00	0.00	0.00	83,303.67	83,303.67	0.00	0.00	0.00	83,303.67	27,662.33	0.00	0.00
MCOE		7,397,639.00	0.00	7,397,639.00	108,300.00	0.00	0.00	0.00	108,300.00	108,300.00	0.00	0.00	0.00	108,300.00	7,289,339.00	0.00	0.00
CO		327,606.00	0.00	327,606.00	135,000.00	0.00	0.00	0.00	135,000.00	135,000.00	0.00	0.00	0.00	135,000.00	192,696.00	0.00	0.00
OO - Community engagement increased	3300000000000000	7,675,592.00	0.00	7,675,592.00	72,745.71	0.00	0.00	0.00	72,745.71	72,745.71	0.00	0.00	0.00	72,745.71	7,602,846.29	0.00	0.00
TECHNICAL ADVISORY EXTENSION PROGRAM	3301000000000000	7,675,592.00	0.00	7,675,592.00	72,745.71	0.00	0.00	0.00	72,745.71	72,745.71	0.00	0.00	0.00	72,745.71	7,602,846.29	0.00	0.00
Provision of Extension Services	3301001000010000	7,675,592.00	0.00	7,675,592.00	72,745.71	0.00	0.00	0.00	72,745.71	72,745.71	0.00	0.00	0.00	72,745.71	7,602,846.29	0.00	0.00
PS		262,815.00	0.00	262,815.00	35,865.71	0.00	0.00	0.00	35,865.71	35,865.71	0.00	0.00	0.00	35,865.71	226,949.29	0.00	0.00
MCOE		5,360,777.00	0.00	5,360,777.00	36,880.00	0.00	0.00	0.00	36,880.00	36,880.00	0.00	0.00	0.00	36,880.00	5,333,897.00	0.00	0.00
CO		2,052,000.00	0.00	2,052,000.00	0.00	0.00	0.00	0.00	0.00	0.00	0.00	0.00	0.00	0.00	2,052,000.00	0.00	0.00


This report was generated using the Unified Reporting System on April 26, 2023 11:42 AM version: FAR2.1.1 - Status: SUBMITTED


Department : State Universities and Colleges (SUCs)  
 Agency/Entity : Central Philippines State University  
 Operating Unit : < not applicable >  
 Organization Code (UACS) : 08 063 0000000  
 Fund Cluster : 07 Trust Receipts  
 (e.g. UACS Fund Cluster: 05-Internally Generated Funds and 06-Business Related Funds)

Particulars	UACS CODE	Approved Budgeted Revenue	Adjustments (Reductions, Modifications, Augmentations)	Adjusted Budgeted Revenue	Utilizations				TOTAL	Disbursements				TOTAL	Unutilized Budget	Balances	
					1st Quarter Ending March 31	2nd Quarter Ending June 30	3rd Quarter Ending September 30	4th Quarter Ending December 31		1st Quarter Ending March 31	2nd Quarter Ending June 30	3rd Quarter Ending September 30	4th Quarter Ending December 31			(10-15)=(17+18)	Unpaid Obligations (10-15)=(17+18)
				5=[(3)+(4)]	6	7	8	9	10=(6+7+8+9)	11	12	13	14	15=(11+12+13+14)	16=(5-10)	17	18
Sub-Total Operations		174,054,000.00	0.00	174,054,000.00	34,418,570.91	0.00	0.00	0.00	34,418,570.91	34,392,796.91	0.00	0.00	0.00	34,392,796.91	139,658,429.09	0.00	25,774.00
PS		373,811.00	0.00	373,811.00	119,169.38	0.00	0.00	0.00	119,169.38	119,169.38	0.00	0.00	0.00	119,169.38	254,641.62	0.00	0.00
MOOE		170,737,228.00	0.00	170,737,228.00	34,094,406.53	0.00	0.00	0.00	34,094,406.53	34,098,632.53	0.00	0.00	0.00	34,098,632.53	136,642,819.47	0.00	25,774.00
FinEx (if Applicable)		0.00	0.00	0.00	0.00	0.00	0.00	0.00	0.00	0.00	0.00	0.00	0.00	0.00	0.00	0.00	0.00
CO		2,942,963.00	0.00	2,942,963.00	204,995.00	0.00	0.00	0.00	204,995.00	204,995.00	0.00	0.00	0.00	204,995.00	2,737,968.00	0.00	0.00
GRAND TOTAL		174,504,000.00	0.00	174,504,000.00	34,428,600.43	0.00	0.00	0.00	34,428,600.43	34,402,826.43	0.00	0.00	0.00	34,402,826.43	140,075,399.57	0.00	25,774.00
PS		373,811.00	0.00	373,811.00	119,169.38	0.00	0.00	0.00	119,169.38	119,169.38	0.00	0.00	0.00	119,169.38	254,641.62	0.00	0.00
MOOE		171,187,228.00	0.00	171,187,228.00	34,104,436.05	0.00	0.00	0.00	34,104,436.05	34,078,662.05	0.00	0.00	0.00	34,078,662.05	137,082,789.95	0.00	25,774.00
FinEx (if Applicable)		0.00	0.00	0.00	0.00	0.00	0.00	0.00	0.00	0.00	0.00	0.00	0.00	0.00	0.00	0.00	0.00
CO		2,942,963.00	0.00	2,942,963.00	204,995.00	0.00	0.00	0.00	204,995.00	204,995.00	0.00	0.00	0.00	204,995.00	2,737,968.00	0.00	0.00

Certified Correct:   
 VICENTE MOBILON TRIGO JR.  
 BUDGET OFFICER  
 Date: 4/26/23 7:37 PM

Certified Correct:   
 ELFRED MONCADA SUMMONSONGS, CPA  
 CHIEF ACCOUNTANT  
 Date: 4/26/23 5:37 PM

Recommending Approval By:   
 MARC ALEXEI CAESAR BELASOTO BADAJOS, PAE, PH.  
 VICE PRESIDENT FOR ADMINISTRATION AND FINANCE  
 Date:

Approved By:   
 ALAPINO CALIZON MORACA, PH, D.  
 SUC PRESIDENT II  
 Date: 4/26/23 7:39 PM