




Particulars	UACS CODE	Appropriation				Allotments				Current Year Obligations					Current Year Disbursements					Balances					
		Authorized Appropriation	Adjustments (To/From, Realignment)	Adjusted Appropriations	Allotments Received	Adjustment (Withdrawal, Realignment)	Transfer To	Transfer From	Adjusted Total Allotments	1st Quarter Ending March 31	2nd Quarter Ending June 30	3rd Quarter Ending Sept. 30	4th Quarter Ending Dec. 31	Total	1st Quarter Ending March 31	2nd Quarter Ending June 30	3rd Quarter Ending Sept. 30	4th Quarter Ending Dec. 31	Total	Unreleased Appropriations	Unobligated Allotment	Unpaid Obligations (15-20) - (21-24) Due and Demandable	Not Yet Due and Demandable		
Information and Communication Technology Equipment	5021306003	5,651.20		5,651.20	5,651.20			5,651.20					5,651.20												
Labor and Wages	5021606000	90,662.86		90,662.86	90,662.86			90,662.86	66,982.13	19,111.36			86,093.49	66,982.13	19,111.36				86,093.49						
Labor and Wages	5021401000	90,662.86		90,662.86	90,662.86			90,662.86	66,982.13	19,111.36			86,093.49	66,982.13	19,111.36				86,093.49						
Labor and Wages	5021601000	90,662.86		90,662.86	90,662.86			90,662.86	66,982.13	19,111.36			86,093.49	66,982.13	19,111.36				86,093.49						
Other Maintenance and Operating Expenses	5022900000	29,036.00		29,036.00	29,036.00			29,036.00	1,170.00	1,313.00			2,543.00	1,170.00	1,373.00				2,543.00						
Subscription Expenses	5022901000	29,036.00		29,036.00	29,036.00			29,036.00	1,170.00	1,373.00			2,543.00	1,170.00	1,373.00				2,543.00						
Labor and Other Reading Materials Subscription Expenses	5022901004	29,036.00		29,036.00	29,036.00			29,036.00	1,170.00	1,373.00			2,543.00	1,170.00	1,373.00				2,543.00						
Capital Outlays		1,857,317.78		1,857,317.78	1,857,317.78			1,857,317.78	267,995.50	267,995.50			267,995.50	267,995.50	267,995.50				267,995.50						
Property, Plant and Equipment Outlay	5060400000	1,857,317.78		1,857,317.78	1,857,317.78			1,857,317.78	267,995.50	267,995.50			267,995.50	267,995.50	267,995.50				267,995.50						
Buildings and Other Structures	5060404000	1,857,317.78		1,857,317.78	1,857,317.78			1,857,317.78	267,995.50	267,995.50			267,995.50	267,995.50	267,995.50				267,995.50						
School Buildings	5060404002	1,857,317.78		1,857,317.78	1,857,317.78			1,857,317.78	267,995.50	267,995.50			267,995.50	267,995.50	267,995.50				267,995.50						
<b>GRAND TOTAL</b>		<b>7,574,969.93</b>		<b>7,574,969.93</b>	<b>7,574,969.93</b>			<b>7,574,969.93</b>	<b>3,244,781.66</b>	<b>1,084,211.25</b>			<b>4,328,992.91</b>	<b>3,244,781.66</b>	<b>1,135,978.84</b>				<b>4,328,992.91</b>						


Certified Correct:

  
Trio, Vicente Jr. Mobilian  
Agency Budget Officer  
Date: 27/Jul/2017


Certified Correct:

  
Edward M. Rindenburg, CPA  
Agency Chief Accountant  
Date:

Recommended By:

  
Badajops Marc Alexei Caesar Belasolo  
Director, FMS  
Date: 27/Jul/2017

Approved By:

  
Manirgo Freddie  
Head of Agency or Authorized Representative  
Date: 27/Jul/2017