

**QUARTERLY PHYSICAL REPORT OF OPERATION**  
As of June 30, 2016

BAR No. 1

Department : STATE UNIVERSITIES AND COLLEGES (SUCs)  
Agency : CENTRAL PHILIPPINES STATE UNIVERSITY (CPSU)  
Operating Unit : \_\_\_\_\_  
Organization Code (UACS) : 08063000000

X	Current Year Appropriations
	Supplemental Appropriations
	Continuing Appropriations
X	Off-Budget Account

Particulars	UACS CODE	Physical Targets					Physical Accomplishments					Variance as of 06/30/16	Remarks
		1st Quarter	2nd Quarter	3rd Quarter	4th Quarter	Total	1st Quarter	2nd Quarter	3rd Quarter	4th Quarter	Total		
1	2	3	4	5	6	7=(3+4+5+6)	8	9	10	11	12=(8+9+10+11)	13	14
<b>Part A</b>													
<b>I. Operations</b>													
<b>MFO 1 - Higher Education Services</b>	300000000												
Performance Indicator (Set 1)	301000000												
Total number of graduates		-	1,154	-	-	1,154	-	1,158	-	-	1,158	(4)	
Percent of total graduates that are in priority course		0%	58.58%	0%	0%	58.58%	0%	53.63%	0%	0%	53.63%	4.95%	
Average passing percentage of licensure exams by the SUC graduates / national average percentage passing across all disciplines covered by the SUC		20%	30%	50%	20%	120%	17%	0%	0%	0%	17%	33%	
Percentage of programs accredited at Level 1		0%	0%	0%	46.67%	46.67%	0%	0%	0%	0%	0%	0%	
Percentage of programs accredited at Level 2		0%	0%	0%	0%	0%	0%	0%	0%	0%	0%	0%	
Percentage of programs accredited at Level 3		0%	0%	0%	26.67%	26.67%	0%	0%	0%	0%	0%	0%	
Percentage of programs accredited at Level 4		0%	0%	0%	0%	0%	0%	0%	0%	0%	0%	0%	
Percentage of graduates who finished their academic programs according to the prescribed timeframe		0%	95.32%	0%	0%	95.32%	0%	97%	0%	0%	97%	-1.68%	
<b>MFO 2 - Research Services</b>	302000000												
Performance Indicator (Set 1)													
Number of Research Studies Completed		3	8	8	11	30	5	10	-	-	15	(4)	
Percentage of Research Projects completed in the last three years		10%	26.67%	26.7%	33.3%	96.67%	13.3%	30%	0%	0%	43.3%	-6.63%	
Percentage of Research Outputs presented in local, regional, national or international fora		6.7%	13.3%	20%	26.7%	66.7%	10%	17.5%	0%	0%	27.5%	-7.5%	
Percentage of Research Projects completed within the original project timeframe		10%	26.7%	30%	30%	96.7%	16.7%	25%	0%	0%	41.7%	-5%	
<b>MFO 3 - Extension Services</b>	303000000												
Performance Indicator (Set 1)													
Number of person trained (for training) weighted by length of training (person-days trained)		400	400	400	400	1,600	420	450	-	-	870	(70)	
Number of persons provided with technical advice		50	55	60	55	220	55	60	-	-	115	(10)	
Percentage of trainees who rate the training courses as good or better		21.4%	22.4%	22%	21.9%	87.7%	23.7%	27.6%	0%	0%	51.3%	-7.5%	
Percentage of clients who rate the advisory services as good or better		20.6%	22.5%	24.9%	22.5%	90.5%	22.5%	24.4%	0%	0%	46.9%	-3.8%	
Percentage of requests for training responded to within three days of request		18.5%	22.2%	26.9%	22.2%	90%	18.5%	25.9%	0%	0%	44.4%	-3.7%	
Percentage of requests for technical advice that are responded to within three days		20.5%	22.8%	25.7%	22.9%	91.9%	22.4%	24.3%	0%	0%	46.7%	-3.4%	
Percentage of persons who receive training or advisory services who rate timeliness of service delivery as good or better		22.4%	22.8%	22.7%	22.7%	90.6%	23.4%	25.2%	0%	0%	48.6%	-3.4%	

**QUARTERLY PHYSICAL REPORT OF OPERATION**  
As of June 30, 2016


BAR No. 1

Department : STATE UNIVERSITIES AND COLLEGES (SUCs)  
 Agency : CENTRAL PHILIPPINES STATE UNIVERSITY (CPSU)  
 Operating Unit : \_\_\_\_\_  
 Organization Code (UACS) : 08063000000

X	Current Year Appropriations
	Supplemental Appropriations
	Continuing Appropriations
X	Off-Budget Account


Particulars	UACS CODE	Physical Targets					Physical Accomplishments					Variance as of 06/30/16	Remarks
		1st Quarter	2nd Quarter	3rd Quarter	4th Quarter	Total	1st Quarter	2nd Quarter	3rd Quarter	4th Quarter	Total		
1	2	3	4	5	6	7=(3+4+5+6)	8	9	10	11	12=(8+9+10+11)	13	14
Part B													
Major Programs/Projects													
KRA No 1 - Anti-Corruption, Transparent, Accountable and Participatory Governance		-	-	-	-	-	-	-	-	-	-	-	
Program Budgeting:		-	-	-	-	-	-	-	-	-	-	-	
Other Major Programs and Projects		-	-	-	-	-	-	-	-	-	-	-	

Prepared by:

  
ENGR. MARC ALEXEI CAESAR B. BADAJOS  
Planning Officer


Date: \_\_\_\_\_

In coordination with:

  
VICENTE M. TRIO, JR.  
Administrative Officer V  
(Budget Officer)

Date: \_\_\_\_\_

Approved by:

  
FREDDIE C. MANINGO, Ph.D./CPA  
SUC President I

Date: \_\_\_\_\_