

**QUARTERLY PHYSICAL REPORT OF OPERATION**  
As of September 30, 2014

BAR No. 1

Department : STATE UNIVERSITIES AND COLLEGES (SUCS)  
Agency : CENTRAL PHILIPPINE STATE UNIVERSITY (CPSU)  
Operating Unit : \_\_\_\_\_  
Organization Code (UACS) : 080630000000

<input checked="" type="checkbox"/>	Current Year Appropriations
<input type="checkbox"/>	Supplemental Appropriations
<input type="checkbox"/>	Continuing Appropriations
<input checked="" type="checkbox"/>	Off-Budget Account

Particulars	UACS CODE	Physical Targets						Physical Accomplishments				Variance as of 09/30/14	Remarks	
		1st Quarter	2nd Quarter	3rd Quarter	4th Quarter	Total	1st Quarter	2nd Quarter	3rd Quarter	4th Quarter	Total			
<b>Part A</b>														
<b>1. Operations</b>														
<b>MFO 1 - Higher Education Services</b>	3000000000 3010000000													
Performance Indicator (Set 1)														
Total number of graduates			996					996		996		996		(97)
Percent of total graduates that are in priority course			90.36%		0.00%			90%		1,093		68.25%		22.11%
Average passing percentage of licensure exams by CPSU graduates / national average passing percentage			0.00%	55.56%	31.82%	67.74%	155%	90%	29.26%	2.44%	89.52%	121.22%		-33.84%
Percentage of programs accredited at Level 1			13.33%	0.00%	0.00%	0.00%	13.33%	13.33%	0.00%	0.00%	0.00%	13.33%		0.00%
Percentage of programs accredited at Level 2			26.67%	0.00%	0.00%	0.00%	26.67%	26.67%	0.00%	0.00%	0.00%	26.67%		0.00%
Percentage of programs accredited at Level 3			0.00%	0.00%	0.00%	0.00%	0.00%	0.00%	0.00%	0.00%	0.00%	0.00%		0.00%
Percentage of graduates who finished their academic programs according to the prescribed timeframe			0.00%	97.99%	0.00%	0.00%	97.99%	97.99%	0.00%	94.97%		94.97%		3.02%
<b>MFO 2 - Research Services</b>	3020000000													
Performance Indicator (Set 1)														
Number of Research Studies Completed		5	10	10	5	30	5	6	8	19	6	19		6
Percentage of Research Projects completed in the last three years		16.67%	33.33%	33.33%	16.67%	100.00%	16.67%	20.00%	26.67%	63.34%	19.99%	63.34%		19.99%
Percentage of Research Outputs presented in local, regional, national or international fora		0.00%	13.16%	0.00%	26.32%	39.48%	13.33%	10.00%	23.33%	46.66%	-33.50%	46.66%		-33.50%
Percentage of Research Projects completed within the original project timeframe		20.59%	23.53%	26.47%	17.65%	88.24%	20.00%	24.00%	32.00%	76.00%	-5.41%	76.00%		-5.41%
<b>MFO 3 - Extension Services</b>	3030000000													
Performance Indicator (Set 1)														
Number of person trained (for training) weighted by length of training (person-days trained)		400	440	400	259	1,499	321	532	384	1,237	3	1,237		3
Number of persons provided with technical advice		47	56	52	32	187	50	60	55	165	(10)	165		(10)
Percentage of trainees who rate the training courses as good or better		22.98%	25.47%	22.36%	11.18%	82%	22.17%	34.13%	26.96%	83.26%	-12.45%	83.26%		-12.45%
Percentage of clients who rate the advisory services as good or better		22.22%	26.67%	22.56%	15.56%	87%	25.42%	29.38%	21.47%	76.27%	-4.82%	76.27%		-4.82%
Percentage of requests for training responded to within three days of request		23.83%	28.6%	26.0%	9.5%	88%	17.38%	21.74%	21.74%	60.87%	17.53%	60.87%		17.53%
Percentage of requests for technical advice that are responded to within three days of request		19.0%	34.64%	19.0%	14.3%	87%	19.35%	29.03%	25.81%	74.19%	-1.55%	74.19%		-1.55%
Percentage of persons who receive training or advisory services who rate timeliness of service delivery as good or better		26.04%	26.74%	24.44%	10.76%	88%	21.54%	26.54%	24.62%	72.70%	4.52%	72.70%		4.52%

**QUARTERLY PHYSICAL REPORT OF OPERATION**  
As of September 30, 2014


BAR No. 1

Department : STATE UNIVERSITIES AND COLLEGES (SUCS)  
Agency : CENTRAL PHILIPPINES STATE UNIVERSITY (CPSU)  
Operating Unit : \_\_\_\_\_  
Organization Code (UACS) : 0806300000000


<input checked="" type="checkbox"/>	Current Year Appropriations
<input type="checkbox"/>	Supplemental Appropriations
<input type="checkbox"/>	Continuing Appropriations
<input checked="" type="checkbox"/>	Off-Budget Account

Particulars	UACS CODE	Physical Targets					Total 7=(3+4+5+6)	Physical Accomplishments				Total 12=(8+9+10+11)	Variance as of 09/30/14	Remarks	
		1st Quarter	2nd Quarter	3rd Quarter	4th Quarter	1st Quarter		2nd Quarter	3rd Quarter	4th Quarter					
Part B															
Major Programs/Projects															
KRA No 1 - Anti-Corruption, Transparent, Accountable and Participatory Governance															
Program Budgeting:															
Other Major Programs and Projects															


Prepared by:

  
**ENGR. MARC ALEXEI CAESAR B. BADAOS**  
 Planning Officer  
 Date: 10-29-14

In coordination with:

  
**VICENTE M. TRIOL, JR.**  
 Administrative Officer V  
 (Budget Officer)  
 Date: 10-29-14

Approved by:

  
**FREDDIE C. MANINGO, Ph. D., CPA**  
 SUC President I  
 Date: \_\_\_\_\_